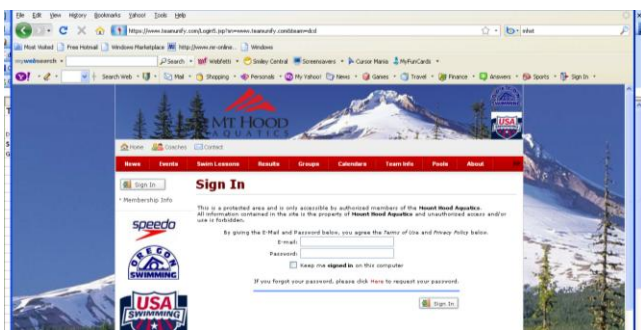
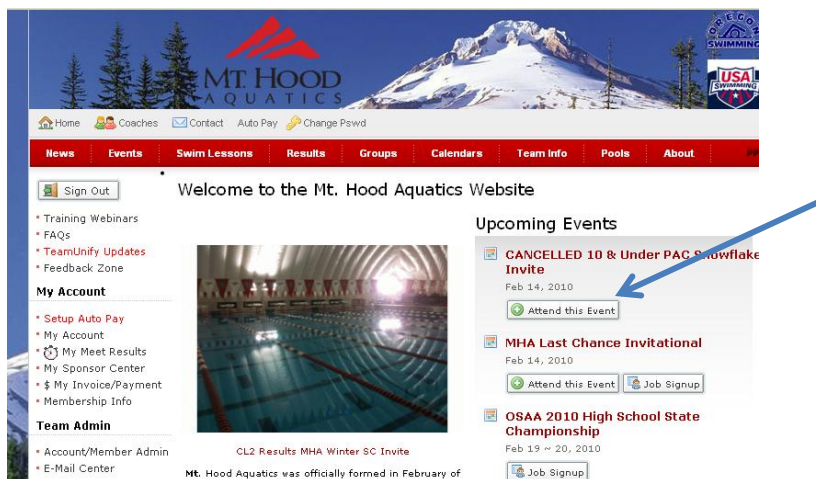


How to Register your swimmer for a swim meet online

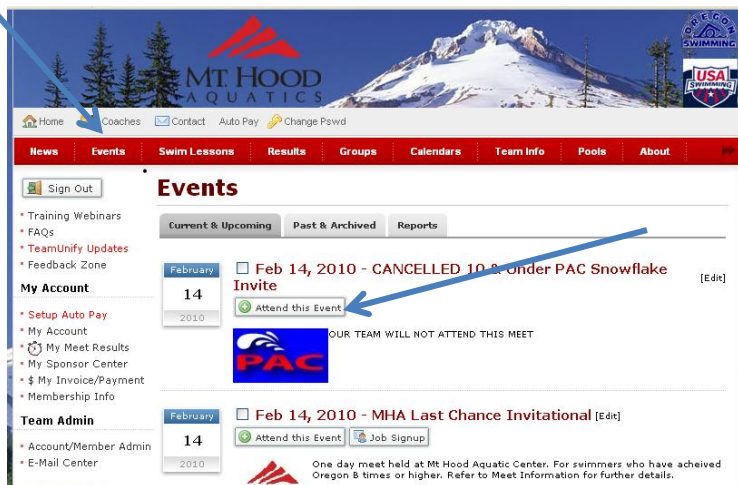
- Log in to the Mt. Hood Aquatics website at www.teamunify.com



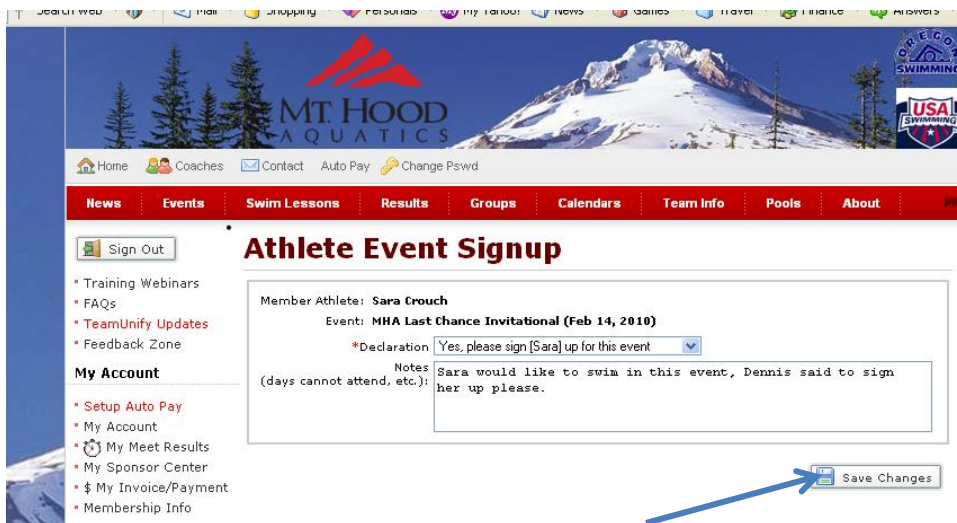
- If the Event you want to attend is on the home page you can just select **“Attend this Event”**



- If the Event is not on the home page select the **“Events”** tab and then select **“Attend this Event”**



- Your swimmer's name will show up and you click on the name
- You can select from the drop down menu to sign up
- In the 'Notes' section you can write in that your swimmer is available for all times, some days and not others, or any other comments that might be necessary for the coaches to decide how to place your swimmer in the meet.



- Once you have finished you **MUST** select **SAVE CHANGES** or it will not save your signup commitment and your swimmer may miss the deadline and not be able to compete.
- Once you have signed up online , your child's coach will prepare the rest of the required paperwork for the meet and assign your swimmer's events.