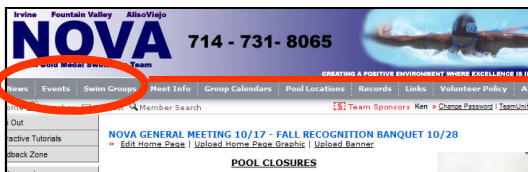


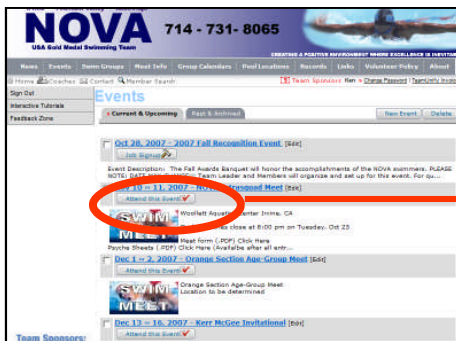
INSTRUCTIONS FOR ON-LINE DECLARATION TO ATTEND A SWIM MEET



Log onto the NOVA website at www.novaquatics.com, and use your login name and password to log in.

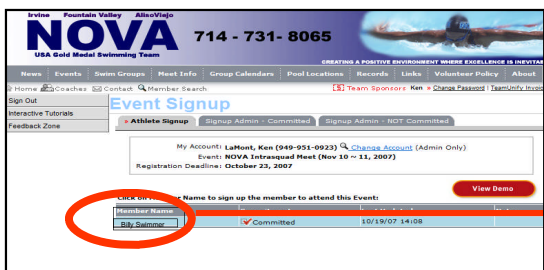


Once logged on, use the tabs on the top of the page to select "SWIM MEETS & EVENTS"



You will now see many of the meets and events offered by the Novaquatics, including Swim Meets, Banquets, and other special events.

Locate the Meet you wish to attend and select "ATTEND THIS EVENT"



Select the name of the swimmer you wish to declare. If you have more than one swimmer in your family, you will need to repeat this step for each member



Under "SIGNUP RECORD" you will need to select "YES, PLEASE SIGN UP FOR THIS EVENT"

Once declared, you can leave any special instructions, such as "Saturday only"

Make sure to select "SUBMIT" and you're done

The coaching Staff will select your swimmer's events