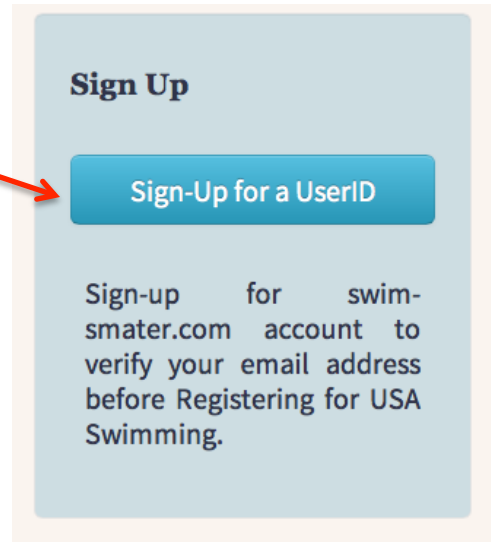


First time to Swim-Smarter.com, you have to create an account by clicking the “Sign-up for a UserID”

Next, fill-in all the information on the form that appears.

The UserID will be used to login on Swim-Smarter.

PLEASE NOTE: Both user name and passwords are case sensitive. If you use “MrUser” as your UserID, you must type “MrUser” and not “mruser”, otherwise you’ll get an “invalid login “error

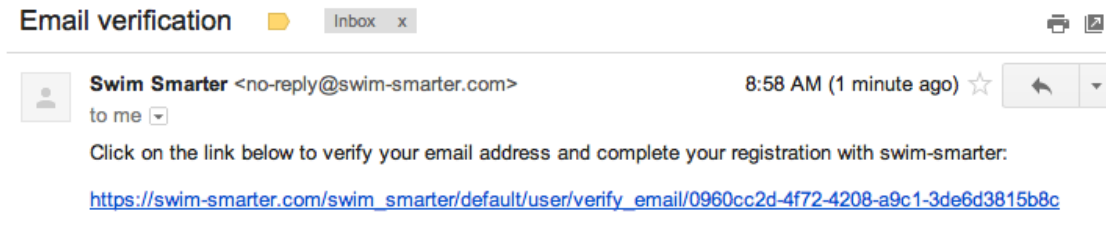
A screenshot of a registration form titled 'Register' in a large, bold, dark font. The form contains four input fields: 'E-mail:', 'Password:', 'Verify Password:', and 'UserID:'. The 'Verify Password:' field has a blue text prompt to its right that says 'please input your password again'. At the bottom of the form is a blue button with white text that says 'Register'.

Once you click on the “Register” Button, this notice will appear.




Now check the email that was listed in the form above. You might have to check the spam or junk folders as well.

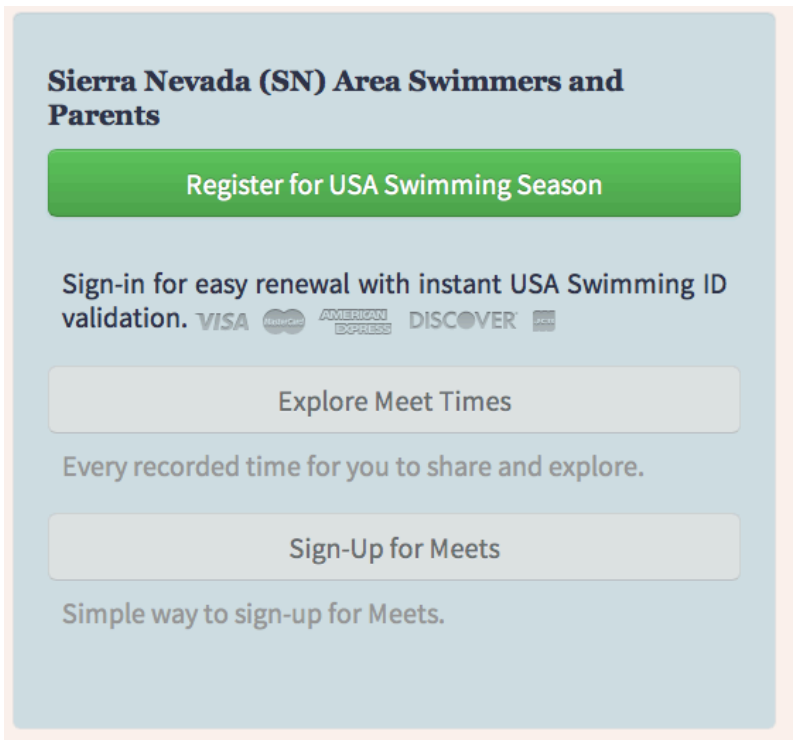
Now Click on the link in the email to verify your email address.



You will be taken back to Swim-Smarter and this message will appear.



Now click on the "Register for USA Swimming Season"



Login using the same UserID and Password you signed-up with.

Login

UserID:

Password:

Remember me (for 30 days)

[Login](#) [Register](#) [Lost Password](#)

Now, first search for the swimmer's last name. The list will automatically fill in names as you type. If their name does not appear in the list, then "Create New Swimmer"

Swim-Smarter to swim faster! (beta)

Welcome ▾

1) Add/Create 2) Pay 3) Review

Step 1: Search for previously registered swimmers to Add or Create a New Swimmer to register for USA Swimming and be able to swim at any pool in the region. When your Registration List is ready, "Pay for These Swimmers" to select their season type(s).

Search: LSC-Club - or

Name	Birth	Expire	Zip	Club
<i>No swimmers selected.</i> <i>Start typing in the search field to add a previously registered swimmer.</i> <i>Or push "Create a New Swimmer" button.</i>				

← Previous Page Tip! Use Left and Right Arrow Keys Next Page →

Registration List

Name	Birth
<i>Add or create swimmers to register</i>	

[Pay for Swimmer\(s\) →](#)

What do the colored rows mean?

Registered (Can Swim Now)	Needs to Register (Expired)	Eligible to Register (Expires Soon)	Registration Pending (In Process) TM
---------------------------	-----------------------------	-------------------------------------	---

Once you find the Swimmer you want to register, click on the “+” button.

Search: - or -

Name	Birth	Expire	Zip	Club	
Brackett, Lauren V.	Mar 05	Dec 2012	95630	Sierra Marlins Swim Team	<input type="button" value="+"/>
Brackett, Paige E.	Oct 12	Dec 2013	95630	Unattached	<input type="button" value="+"/>
Bradbeer, Grant M.	Apr 12	Oct 2012	96003	Redding Swim Team	<input type="button" value="+"/>

This will add the swimmer to a list of swimmers you want to register on the right side of the page. Once the you have selected all the swimmers, then click the “Pay for Swimmers” button.

Search: - or -

Name	Birth	Expire	Zip	Club	
Brackett, Paige E.	Oct 12	Dec 2013	95630	Unattached	<input type="button" value="+"/>
Bradbeer, Grant M.	Apr 12	Oct 2012	96003	Redding Swim Team	<input type="button" value="+"/>
Braden, Daniel J.	Sep 09	Dec 2011	95326	Turlock Aquatic Club	<input type="button" value="+"/>
Bradford, Malia J.	Jul 02	Dec 2014	95682	AquaSol	<input checked="" type="checkbox"/>
Bradford, Shana P.	Feb 14	Aug 2013	96093	Weaverville Swim Team	<input type="button" value="+"/>

Registration List

Name	Birth
<input type="checkbox"/> Brackett, Lauren V.	Mar 05

Select the Membership type for each swimmer and then click the box that states you understand there are no refunds

Select Membership Type

Season 1	Year-round	Name	Birth	LSC	Amount
<input type="radio"/>	<input checked="" type="radio"/>	Brackett, Lauren V.	Mar 05	SN	\$76.75
Total					\$76.75

I UNDERSTAND THAT ALL SALES ARE FINAL AND NO REFUNDS WILL BE GIVEN.

Now you have the option of paying by check or credit card.

I UNDERSTAND THAT ALL SALES ARE FINAL AND NO REFUNDS WILL BE GIVEN.

[Pay by Check →](#) [Pay by Credit Card →](#)

The final step is to fill out as much of the information on the next page as you can. If you are paying by credit card and were previously registered with USA Swimming, the prior information will appear. Please verify that all this information is correct. You must click on submit on the bottom of the page for each of the swimmers you are registering.

**Registration Form
Verification Queue**

Name	Birth
Brackett, Lauren V.	Mar 05

Press [Submit](#) to move to the next Swimmer in the Queue.

Donate to Foundatio

[Submit](#)

If you are paying by check, you must mail in your check and the receipt from Swim-Smarter. There is a 10-digit transaction number on the receipt that will be used to clear the swimmer's registration.