

# Lakeside Aquatic Club Lesson Sign up Instructions

Visit [www.swimlac.org](http://www.swimlac.org) and click on Swim Lessons.



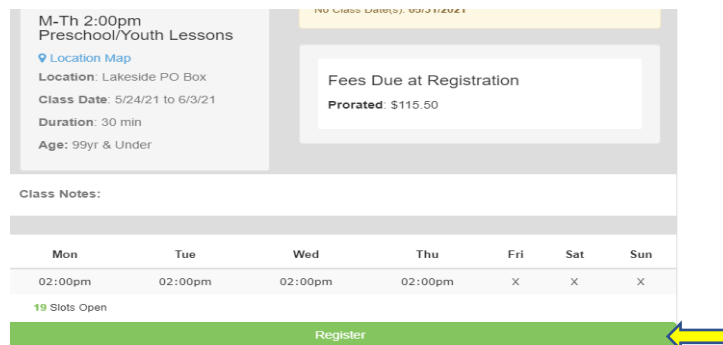
Step 1: Go to sign up now.



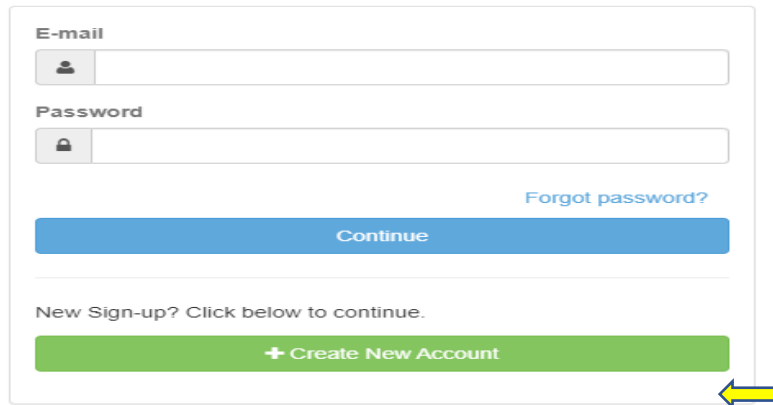
Step 2: Choose location – Westside Aquatic Center in Lewisville, NWISD in Justin or Craig Ranch in McKinney



Step 3: Find your class and click on Register.



Step 4: New Swimmers create an account.



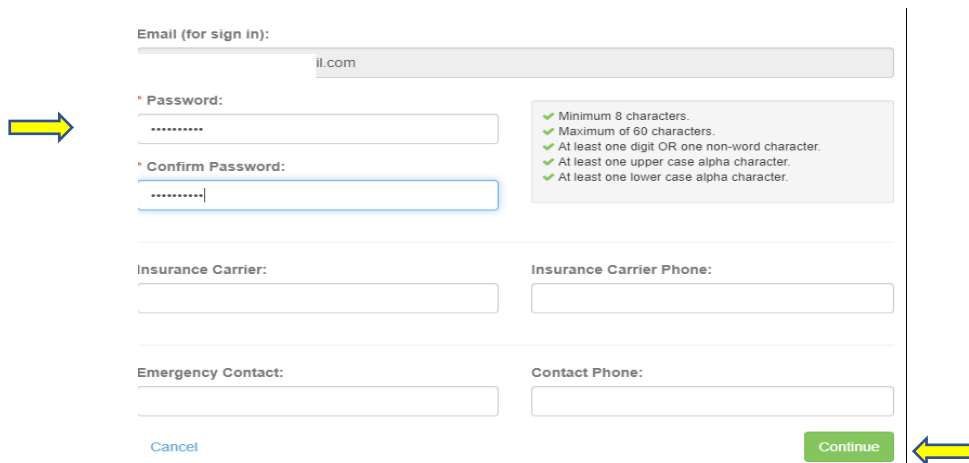
The form contains two input fields: "E-mail" with a person icon and "Password" with a lock icon. A blue "Continue" button is positioned below the password field. A link "Forgot password?" is located to the right of the password field. Below a horizontal line, the text "New Sign-up? Click below to continue." is displayed above a green button with a plus sign and the text "Create New Account". A yellow arrow points to the bottom right corner of the form.

Step 5: Add the parent's email and date of birth then click continue.



The form is titled "Create New Account" with a red "X" close button in the top right. It features an "E-mail:" label above an input field, and a "\*Your Date of Birth:" label above another input field. A note below the date field states: "\* The person performing the registration and creating an account must be 13 years of age or older." A green "Continue" button is located at the bottom right. Yellow arrows point to the right side of the email and date of birth input fields, and another yellow arrow points to the "Continue" button.

Step 6: Create your password and choose continue (insurance information optional)



The form includes an "Email (for sign in):" field with "il.com" entered. Below it are "Password:" and "Confirm Password:" fields, both containing masked characters. A password requirements box lists: "Minimum 8 characters.", "Maximum of 60 characters.", "At least one digit OR one non-word character.", "At least one upper case alpha character.", and "At least one lower case alpha character." Below these are four optional fields: "Insurance Carrier:", "Insurance Carrier Phone:", "Emergency Contact:", and "Contact Phone:". A "Cancel" link is at the bottom left, and a green "Continue" button is at the bottom right. A yellow arrow points to the right side of the password fields, and another yellow arrow points to the "Continue" button.

Step 7: Choose add student for new swimmers

M-Th 2:00pm  
Preschool/Youth Lessons  
Location: Westside Aquatic Center  
[Location Map](#)

| Mon     | Tue     | Wed     | Thu     | Fri | Sat | Sun |
|---------|---------|---------|---------|-----|-----|-----|
| 02:00pm | 02:00pm | 02:00pm | 02:00pm | X   | X   | X   |

[+ Add Student](#)

Step 8: Add student information and click continue.

Select Student ✖

Select Student [+ Add New](#)

Select on existing student below, or add new. [Continue](#)

**First Name:**

**\* Last Name:**

**Middle Name:**

**Student's Cell Phone:**

**Gender:**

**\* Birthday:**

Step 9: Select pay by credit card

Swim, John 🗑

M-Th 2:00pm  
Preschool/Youth Lessons  
Location: Lakeside PO Box

| Mon     | Tue     | Wed     | Thu     | Fri | Sat | Sun |
|---------|---------|---------|---------|-----|-----|-----|
| 02:00pm | 02:00pm | 02:00pm | 02:00pm | X   | X   | X   |

[+ Add More](#)

[Pay By Credit Card](#) [Pay By Check](#)

Step 10: Click on proceed to checkout.

**Lakeside Aquatic Club - Development Program**  
Lessons

Please enter coupon code (Case Sensitive):

[Back to Cart](#) [Proceed to Checkout](#)

Step 11: Check the class information, then click on add/select card. Fill out Card info and choose next.

M-Th 2:00pm  
Preschool/Youth Lessons  
Location: Lakeside PO Box

5/24/21 - 6/3/21

| Mon     | Tue     | Wed     | Thu     | Fri | Sat | Sun |
|---------|---------|---------|---------|-----|-----|-----|
| 02:00pm | 02:00pm | 02:00pm | 02:00pm | X   | X   | X   |

Class Fee:  
**\$115.50**

Total to charge your credit card NOW:

**\$115.50**



[+ Add/Select Card](#) Click the button on the left to add or select a card

**Credit or debit card**

Card number MM / YY CVC

**Billing Information**

First Name (printed on card):  Last Name (printed on card):

Billing Address:  City:

State:  Zip:  Phone:

Step 12: Read agreements and acknowledge and click to agree then choose pay & submit



**[Required]** I have read and agree to the above statement

**Liability Waiver** [Print](#)

By registering my child(ren) with the LAC, I agree to participate (or allow my child(ren) and family members to participate) in the LAC, and hereby release LAC, their officers, directors, employees, and agents, its directors, officers, agents, coaches, and employees from liability for any injury that might occur to myself (or to my child(ren) and family members) while participating in the program, including travel to and from training sessions, swim meets or other scheduled team activities.

I agree to indemnify and hold harmless the above-mentioned organizations and/or individuals, their agents and/or employees, against any and all liability for personal injury, including injuries resulting in death to me, my child(ren), and/or other family members, or damage to my property, the property to my child(ren) and/or other family members, or both, while I (or my child(ren) or family members) participating in LAC activities and programs.

For all refunds, a \$15 processing fee will apply. Lakeside Aquatic Club will not refund registration fees if the cancellation is 2 business days or less before the class start date.



**[Required]** I have read and agree to the above statement

