



MINNESOTA
SWIMMING



MN Swimming Strategic Planning Survey - 2018

Q: Minnesota Swimming Inc. ("LSC") provides a variety of services and programs to over 10,000 members in Minnesota and western Wisconsin. In your opinion, rank the IMPORTANCE of each of the following items :

IMPORTANCE Rank By Weighted Average

Rank

	Very important = 6	Important = 5	Somewhat important = 4	Somewhat unimportant = 3	Unimportant = 2	Very unimportant = 1	Total	Weighted Average						
1 3. Sanctioning LSC meets	68.00%	85	27.20%	34	4.00%	5	0.80%	1	0.00%	0	0.00%	0	125	5.62
2 11. Organizing a LSC championship schedule	68.29%	84	25.20%	31	6.50%	8	0.00%	0	0.00%	0	0.00%	0	123	5.62
3 12. Establishing LSC time standards	55.28%	68	38.21%	47	5.69%	7	0.81%	1	0.00%	0	0.00%	0	123	5.48
4 8. Supporting athletes who compete at regional, national and international levels	55.65%	69	35.48%	44	7.26%	9	1.61%	2	0.00%	0	0.00%	0	124	5.45
5 2. Maintaining LSC policy & procedures and rules & regulations	52.76%	67	39.37%	50	7.09%	9	0.79%	1	0.00%	0	0.00%	0	127	5.44
6 1. Maintaining a LSC website	55.91%	71	33.07%	42	9.45%	12	1.57%	2	0.00%	0	0.00%	0	127	5.43
7 9. Supporting coaches who work with athletes to compete at regional, national and international levels	52.03%	64	39.84%	49	6.50%	8	1.63%	2	0.00%	0	0.00%	0	123	5.42
8 14. Providing officials training opportunities	42.02%	50	51.26%	61	6.72%	8	0.00%	0	0.00%	0	0.00%	0	119	5.35
9 10. Organizing a regular season LSC meet schedule	50.82%	62	35.25%	43	12.30%	15	0.00%	0	0.82%	1	0.82%	1	122	5.33
10 4. Reviewing that swimmers who enter sanctioned meets are registered with USA Swimming	44.88%	57	40.16%	51	11.81%	15	2.36%	3	0.79%	1	0.00%	0	127	5.26
11 5. Establishing LSC mission, vision, and core values	43.65%	55	39.68%	50	13.49%	17	3.17%	4	0.00%	0	0.00%	0	126	5.24
12 6. Monitoring that programs and services are aligned to mission, vision, and core values	39.37%	50	47.24%	60	11.81%	15	1.57%	2	0.00%	0	0.00%	0	127	5.24
13 18. Promoting awareness and training opportunities for Safe Sport at the LSC level	42.50%	51	40.83%	49	14.17%	17	2.50%	3	0.00%	0	0.00%	0	120	5.23
14 17. Providing disability swimming opportunities at the LSC level	36.97%	44	44.54%	53	15.13%	18	3.36%	4	0.00%	0	0.00%	0	119	5.15
15 21. Building relationships with local government units and institutions considering pool facility projects	40.83%	49	36.67%	44	19.17%	23	0.83%	1	2.50%	3	0.00%	0	120	5.13
16 16. Providing an outreach membership for athletes to join USA Swimming	31.67%	38	38.33%	46	24.17%	29	5.83%	7	0.00%	0	0.00%	0	120	4.96
17 7. Developing the LSC board of directors knowledge and skills as volunteer leaders	23.58%	29	50.41%	62	23.58%	29	2.44%	3	0.00%	0	0.00%	0	123	4.95
18 15. Supporting officials interested in working at regional, national and international levels	29.17%	35	39.17%	47	25.83%	31	3.33%	4	2.50%	3	0.00%	0	120	4.89
19 19. Promoting swimming specific educational opportunities for athletes, families, and club leaders at the LSC level	23.33%	28	47.50%	57	20.00%	24	7.50%	9	0.83%	1	0.83%	1	120	4.83
20 13. Publishing LSC records and top times	28.46%	35	29.27%	36	37.40%	46	3.25%	4	1.63%	2	0.00%	0	123	4.80
21 20. Responding to those in the LSC interested in pool facility development	25.00%	30	35.83%	43	30.83%	37	5.83%	7	2.50%	3	0.00%	0	120	4.75
22 22. Providing a LSC level facility development grant program	23.33%	28	39.17%	47	27.50%	33	8.33%	10	1.67%	2	0.00%	0	120	4.74



MINNESOTA
SWIMMING



MN Swimming Strategic Planning Survey - 2018

Q: The list is the same from the previous question, but this time rate your level of SATISFACTION with each of the following items:

SATISFACTION Rank By Weighted Average

Rank		Very satisfied = 6	Satisfied = 5	Somewhat satisfied = 4	Somewhat unsatisfied = 3	Unsatisfied = 2	Very unsatisfied = 1	Total	Weighted Average
1	4. Reviewing that swimmers who enter sanctioned meets are registered with USA Swimming	30.84% 33	57.01% 61	9.35% 10	1.87% 2	0.93% 1	0.00% 0	107	5.15
2	5. Establishing LSC mission, vision, and core values	17.76% 19	49.53% 53	25.23% 27	4.67% 5	2.80% 3	0.00% 0	107	4.75
3	13. Publishing LSC records and top times	13.46% 14	57.69% 60	22.12% 23	3.85% 4	2.88% 3	0.00% 0	104	4.75
4	2. Maintaining LSC policy & procedures and rules & regulations	12.15% 13	53.27% 57	24.30% 26	6.54% 7	2.80% 3	0.93% 1	107	4.63
5	18. Promoting awareness and training opportunities for Safe Sport at the LSC level	9.62% 10	57.69% 60	24.04% 25	2.88% 3	5.77% 6	0.00% 0	104	4.63
6	3. Sanctioning LSC meets	16.82% 18	47.66% 51	21.50% 23	9.35% 10	1.87% 2	2.80% 3	107	4.60
7	15. Supporting officials interested in working at regional, national and international levels	4.95% 5	57.43% 58	28.71% 29	7.92% 8	0.99% 1	0.00% 0	101	4.57
8	8. Supporting athletes who compete at regional, national and international levels	9.71% 10	54.37% 56	23.30% 24	6.80% 7	5.83% 6	0.00% 0	103	4.55
9	1. Maintaining a LSC website	8.41% 9	54.21% 58	21.50% 23	11.21% 12	4.67% 5	0.00% 0	107	4.50
10	14. Providing officials training opportunities	6.86% 7	52.94% 54	27.45% 28	7.84% 8	3.92% 4	0.98% 1	102	4.48
11	12. Establishing LSC time standards	11.54% 12	51.92% 54	19.23% 20	9.62% 10	4.81% 5	2.88% 3	104	4.47
12	6. Monitoring that programs and services are aligned to mission, vision, and core values	9.35% 10	51.40% 55	24.30% 26	6.54% 7	7.48% 8	0.93% 1	107	4.46
13	9. Supporting coaches who work with athletes to compete at regional, national and international levels	5.83% 6	49.51% 51	33.01% 34	7.77% 8	3.88% 4	0.00% 0	103	4.46
14	16. Providing an outreach membership for athletes to join USA Swimming	6.93% 7	52.48% 53	24.75% 25	10.89% 11	2.97% 3	1.98% 2	101	4.44
15	17. Providing disability swimming opportunities at the LSC level	4.90% 5	54.90% 56	25.49% 26	7.84% 8	6.86% 7	0.00% 0	102	4.43
16	20. Responding to those in the LSC interested in pool facility development	6.00% 6	46.00% 46	29.00% 29	14.00% 14	2.00% 2	3.00% 3	100	4.31
17	7. Developing the LSC board of directors knowledge and skills as volunteer leaders	6.80% 7	43.69% 45	26.21% 27	15.53% 16	6.80% 7	0.97% 1	103	4.25
18	22. Providing a LSC level facility development grant program	5.94% 6	44.55% 45	28.71% 29	12.87% 13	3.96% 4	3.96% 4	101	4.24
19	19. Promoting swimming specific educational opportunities for athletes, families, and club leaders at the LSC level	3.92% 4	41.18% 42	36.27% 37	10.78% 11	6.86% 7	0.98% 1	102	4.22
20	10. Organizing a regular season LSC meet schedule	9.62% 10	40.38% 42	24.04% 25	15.38% 16	5.77% 6	4.81% 5	104	4.18
21	21. Building relationships with local government units and institutions considering pool facility projects	6.93% 7	33.66% 34	28.71% 29	17.82% 18	7.92% 8	4.95% 5	101	3.99
22	11. Organizing a LSC championship schedule	7.69% 8	28.85% 30	23.08% 24	18.27% 19	12.50% 13	9.62% 10	104	3.72



MINNESOTA SWIMMING



MN Swimming Strategic Planning Survey - 2018

The following compares the weighted average **IMPORTANCE** of each element compared to its weighted average **SATISFACTION**. Items with the largest gap are **strategic opportunities**.

Gap Between Weighted Importance and Satisfaction

Rank	Item	Value
1	11. Organizing a LSC championship schedule	1.90
2	10. Organizing a regular season LSC meet schedule	1.44
3	21. Building relationships with local government units and institutions considering pool facility projects	1.14
4	3. Sanctioning LSC meets	1.02
5	12. Establishing LSC time standards	1.01
6	9. Supporting coaches who work with athletes to compete at regional, national and international levels	0.96
7	1. Maintaining a LSC website	0.93
8	8. Supporting athletes who compete at regional, national and international levels	0.90
9	14. Providing officials training opportunities	0.87
10	2. Maintaining LSC policy & procedures and rules & regulations	0.81
11	6. Monitoring that programs and services are aligned to mission, vision, and core values	0.78
12	17. Providing disability swimming opportunities at the LSC level	0.72
13	7. Developing the LSC board of directors knowledge and skills as volunteer leaders	0.70
14	19. Promoting swimming specific educational opportunities for athletes, families, and club leaders at the LSC level	0.61
15	18. Promoting awareness and training opportunities for Safe Sport at the LSC level	0.60
16	16. Providing an outreach membership for athletes to join USA Swimming	0.52
17	22. Providing a LSC level facility development grant program	0.50
18	5. Establishing LSC mission, vision, and core values	0.49
19	20. Responding to those in the LSC interested in pool facility development	0.44
20	15. Supporting officials interested in working at regional, national and international levels	0.32
21	4. Reviewing that swimmers who enter sanctioned meets are registered with USA Swimming	0.11
22	13. Publishing LSC records and top times	0.05

Largest gap between importance and satisfaction



Smallest gap between importance and satisfaction



MINNESOTA SWIMMING



MN Swimming Strategic Planning Survey - 2018

Q: A number of NEW or IMPROVED programs and services are under consideration at the LSC level. In no priority from this listing, please express your level of interest in the following:

NEW or IMPROVED Programs Rank By Weighted Average

Rank		Very interested = 6		Interested = 5		Somewhat interested = 4		Somewhat uninterested = 3		Uninterested = 2		Very uninterested = 1		Total	Weighted Average
1	9. Greater assistance for athletes, coaches, and officials to regional, national, international meets, clinics, and conventions	41.24%	40	29.90%	29	20.62%	20	6.19%	6	2.06%	2	0.00%	0	97	5.02
2	8. Performance training and motivational opportunities (e.g. LSC select camp, all star camp, state, MRC or MAC camps)	43.30%	42	25.77%	25	21.65%	21	6.19%	6	3.09%	3	0.00%	0	97	5.00
3	3. Greater promotion of swimming for positive public relations	37.76%	37	30.61%	30	24.49%	24	2.04%	2	5.10%	5	0.00%	0	98	4.94
4	6. Coach clinic/training opportunities	32.99%	32	42.27%	41	13.40%	13	5.15%	5	4.12%	4	2.06%	2	97	4.89
5	5. Additional educational event(s) for athletes, families, officials, and club leaders	30.93%	30	39.18%	38	19.59%	19	7.22%	7	2.06%	2	1.03%	1	97	4.87
6	7. Partnership with complementary swim organizations (high school, college, Masters, YMCA, YWCA)	35.71%	35	28.57%	28	22.45%	22	8.16%	8	3.06%	3	2.04%	2	98	4.80
7	15. Providing a LSC level athlete scholarship program for college	28.13%	27	37.50%	36	13.54%	13	10.42%	10	6.25%	6	4.17%	4	96	4.58
8	14. Providing needs based financial assistance to swimmers to enter LSC meets	26.80%	26	28.87%	28	26.80%	26	9.28%	9	8.25%	8	0.00%	0	97	4.57
9	4. Meet management/directors seminar	26.80%	26	28.87%	28	23.71%	23	10.31%	10	8.25%	8	2.06%	2	97	4.49
10	10. Subsidized officials' registration fees	26.32%	25	32.63%	31	21.05%	20	7.37%	7	6.32%	6	6.32%	6	95	4.46
11	2. Meet Manager computer operations training	20.62%	20	31.96%	31	18.56%	18	12.37%	12	13.40%	13	3.09%	3	97	4.25
12	12. Service awards and thank you gifts for volunteers	15.46%	15	25.77%	25	29.90%	29	17.53%	17	7.22%	7	4.12%	4	97	4.12
13	1. TeamUnify team management software training	15.46%	15	29.90%	29	22.68%	22	11.34%	11	16.49%	16	4.12%	4	97	4.04
14	13. LSC awards banquet or event	16.67%	16	27.08%	26	23.96%	23	12.50%	12	12.50%	12	7.29%	7	96	4.01
15	11. Financial assistance to help develop new clubs	14.58%	14	18.75%	18	31.25%	30	20.83%	20	8.33%	8	6.25%	6	96	3.92

OTHER COMMENTS CONCERNING NEW OR IMPROVED PROGRAMS AND SERVICES

- More diversity/outreach
- Working more closely with United States Masters Swimming to further develop Masters Programs and Adult LLearn TO Swim Programs
- Partnering with food drive organizations
- seminar information about importance in nutrition, dryland work out and mental toughness to athletes
- Professionally managed "Safe Sport" training for parents of athletes
- More LSC organized age group Long course meter practice opportunities
- 8 and under state meet
- Maintaining pool facilities at the Championship meets to be equipped with higher level quality (air/blocks/pool temp)
- Definitely ways to build interest in becoming a meet director or official - how to bolster volunteer interest.
- lsc college scholarship should be based on financial need as well as swimming/academic skills



MINNESOTA SWIMMING



MN Swimming Strategic Planning Survey - 2018

Q: Strengths and weaknesses are elements internal to the organization. In your opinion rate the level of strength or weakness within MN Swimming.

STRENGTH or WEAKNESS Rank By Weighted Average

Rank		Big strength = 5	Strength = 4	Neither a strength or weakness = 3	Weakness = 2	Big weakness = 1	N/A	Total	Weighted Average						
1	16. Financial condition of the LSC	21.18%	18	42.35%	36	20.00%	17	4.71%	4	0.00%	0	11.76%	10	85	3.91
2	14. Swimming knowledge within the LSC	11.49%	10	59.77%	52	17.24%	15	10.34%	9	1.15%	1	0.00%	0	87	3.70
3	12. Variety of club models within LSC, from newer smaller clubs to larger established ones with successful track-records	10.47%	9	45.35%	39	27.91%	24	11.63%	10	1.16%	1	3.49%	3	86	3.54
4	20. Data management for SWIMS, time standards, records, top 20	8.05%	7	45.98%	40	29.89%	26	8.05%	7	3.45%	3	4.60%	4	87	3.49
5	18. Club hosting swim meets for competition purposes	4.71%	4	48.24%	41	28.24%	24	12.94%	11	4.71%	4	1.18%	1	85	3.36
6	21. Website	6.98%	6	34.88%	30	38.37%	33	16.28%	14	3.49%	3	0.00%	0	86	3.26
7	23. Timing equipment rental	3.66%	3	25.61%	21	34.15%	28	15.85%	13	2.44%	2	18.29%	15	82	3.15
8	1. Team models within the LSC that integrate all levels of swimming in a city/community	4.55%	4	32.95%	29	36.36%	32	14.77%	13	6.82%	6	4.55%	4	88	3.14
9	15. Business knowledge within the LSC	1.16%	1	41.86%	36	27.91%	24	23.26%	20	3.49%	3	2.33%	2	86	3.14
10	26. Communication and engagement of members in the Minneapolis/St. Paul Greater Metro Area	4.76%	4	29.76%	25	33.33%	28	15.48%	13	8.33%	7	8.33%	7	84	3.08
11	29. LSC cultural identity (according to the core values of integrity, sportsmanship, excellence, fun)	6.02%	5	30.12%	25	33.73%	28	21.69%	18	7.23%	6	1.20%	1	83	3.06
12	7. History within the LSC of training athletes to the highest levels of swimming	3.41%	3	34.09%	30	29.55%	26	25.00%	22	7.95%	7	0.00%	0	88	3.00
13	8. Interest in celebrating high level success of athletes and coaches from the LSC	5.62%	5	24.72%	22	34.83%	31	21.35%	19	10.11%	9	3.37%	3	89	2.94
14	11. Access to athlete education and training for the sport of swimming	2.33%	2	20.93%	18	38.37%	33	34.88%	30	1.16%	1	2.33%	2	86	2.88
15	19. Monitoring active certification status for non-athletes on deck	2.38%	2	27.38%	23	27.38%	23	23.81%	20	10.71%	9	8.33%	7	84	2.86
16	3. Education opportunities at the LSC level to develop member success	1.14%	1	20.45%	18	42.05%	37	29.55%	26	5.68%	5	1.14%	1	88	2.82
17	17. Unstructured regular season meet schedule	4.65%	4	22.09%	19	34.88%	30	22.09%	19	13.95%	12	2.33%	2	86	2.81
18	24. Documentation of responsibilities, roles, procedures for board, committees, staff	1.19%	1	23.81%	20	30.95%	26	21.43%	18	10.71%	9	11.90%	10	84	2.81
19	27. Utilization of technology by the LSC	5.88%	5	20.00%	17	28.24%	24	23.53%	20	12.94%	11	9.41%	8	85	2.81
20	5. Interest among coaches to work together as a LSC for swimmer success	3.37%	3	28.09%	25	28.09%	25	22.47%	20	15.73%	14	2.25%	2	89	2.80
21	6. Interest among coaches to work together as a LSC for coach success	3.37%	3	23.60%	21	29.21%	26	24.72%	22	14.61%	13	4.49%	4	89	2.75
22	9. Data to develop performance goals and programming at the LSC level	1.12%	1	12.36%	11	47.19%	42	24.72%	22	7.87%	7	6.74%	6	89	2.72
23	10. Access to non-athlete education and training for the sport of swimming	1.14%	1	12.50%	11	38.64%	34	34.09%	30	4.55%	4	9.09%	8	88	2.69
24	2. LSC level clinics, camps, and training opportunities	1.12%	1	13.48%	12	35.96%	32	40.45%	36	8.99%	8	0.00%	0	89	2.57
25	22. Zoning	1.18%	1	14.12%	12	31.76%	27	36.47%	31	15.29%	13	1.18%	1	85	2.49
26	4. LSC level events to build community among members	1.14%	1	10.23%	9	35.23%	31	37.50%	33	12.50%	11	3.41%	3	88	2.48
27	25. Communication and engagement of members in Greater Minnesota	1.19%	1	10.71%	9	30.95%	26	29.76%	25	15.48%	13	11.90%	10	84	2.46
28	13. Cost to enter LSC swim meets	3.41%	3	12.50%	11	30.68%	27	30.68%	27	22.73%	20	0.00%	0	88	2.43
29	28. Clubs sharing best practice with one another	2.35%	2	5.88%	5	34.12%	29	36.47%	31	14.12%	12	7.06%	6	85	2.42

Greater Strength

Greater Weakness

OTHER COMMENTS CONCERNING STRENGTHS AND WEAKNESSES

Variety of swim meets and offering all events for each age group throughout the season [big weakness]

Creating fair championship opportunities for MACs/MRCs athletes--Weakness

Email communication is a weakness. Changes should be emailed out not just be posted to web site. Easy to miss.

Long course meter pool availability is the biggest weakness

Weakness: Timing of the Championship events is a weakness due to conflicts with national level end of season meets (NCSA/Speedo Sectionals)

Need to find more ways to engage younger swimmers (8&U, 10&U) to encourage them to choose swimming over other sports that they may be considering.

Production and services provided by LSC office is big weakness. The staff office budget of 250k a year is a complete waste of resources for the LSC as a whole and way to much money spent for bad customer service and inadequate leadership!

The time standards seem really screwy this year.

Meeting information not regularly updated, outdated method of correlating times and age, high level of cronyism in LSC, lack of commitment to 50 meter pool issue in cities, over-commitment to Rochester, leaving competition fees with absurd surcharges (e.g., internet), screwed state scoring system that rewards clubs simply for being big

and thereby cycles swimmers to those clubs (big problem for nearby smaller clubs)

zoning for mac / mrc meets should be done earlier each season



MINNESOTA SWIMMING



MN Swimming Strategic Planning Survey - 2018

Q: Opportunities and threats are elements external to the organization. In your opinion please indicate if you feel the following are an opportunity or threat for MN Swimming.

OPPORTUNITY or THREAT Rank By Weighted Average

Rank		Big opportunity = 5	Opportunity = 4	Neither an opportunity or threat = 3	Threat = 2	Big threat = 1	N/A	Total	Weighted Average						
1	16. Health consciousness of region	38.37%	33	47.67%	41	11.63%	10	1.16%	1	0.00%	0	1.16%	1	86	4.25
2	10. Olympians from MN engaged with LSC members	34.52%	29	50.00%	42	14.29%	12	0.00%	0	0.00%	0	1.19%	1	84	4.20
3	17. College programs in the region	30.59%	26	58.82%	50	7.06%	6	2.35%	2	1.18%	1	0.00%	0	85	4.15
4	12. Interest in swimming among youth with disabilities	30.59%	26	48.24%	41	17.65%	15	0.00%	0	0.00%	0	3.53%	3	85	4.13
5	15. Corporations headquartered in MN	29.41%	25	50.59%	43	17.65%	15	0.00%	0	0.00%	0	2.35%	2	85	4.12
6	11. Interest in swimming among under-served youth/families	35.29%	30	40.00%	34	18.82%	16	2.35%	2	1.18%	1	2.35%	2	85	4.08
7	13. Sharing leading practices among LSCs	23.53%	20	61.18%	52	12.94%	11	0.00%	0	1.18%	1	1.18%	1	85	4.07
8	8. Collaborative models between high school and USA Swimming programs	36.05%	31	43.02%	37	8.14%	7	4.65%	4	5.81%	5	2.33%	2	86	4.01
9	7. Coach interest (from high school and non-high school teams) to learn together	32.56%	28	39.53%	34	11.63%	10	5.81%	5	5.81%	5	4.65%	4	86	3.91
10	9. Models for LSC performance planning	15.48%	13	48.81%	41	27.38%	23	2.38%	2	0.00%	0	5.95%	5	84	3.82
11	23. Open-water swimming programming	20.48%	17	39.76%	33	26.51%	22	8.43%	7	1.20%	1	3.61%	3	83	3.73
12	1. LSC relationship with high school swimming	27.91%	24	40.70%	35	8.14%	7	12.79%	11	6.98%	6	3.49%	3	86	3.72
13	3. Concerns about concussions in contact youth sports	11.49%	10	45.98%	40	35.63%	31	4.60%	4	1.15%	1	1.15%	1	87	3.63
14	14. USA Swimming brand	18.82%	16	35.29%	30	31.76%	27	9.41%	8	2.35%	2	2.35%	2	85	3.60
15	18. # of yard pools in the region	16.47%	14	42.35%	36	20.00%	17	15.29%	13	5.88%	5	0.00%	0	85	3.48
16	6. YMCA swimming rules are the same as FINA/USA Swimming rules	10.59%	9	25.88%	22	55.29%	47	2.35%	2	2.35%	2	3.53%	3	85	3.41
17	21. Coverage of swimming in the media	22.35%	19	23.53%	20	15.29%	13	22.35%	19	15.29%	13	1.18%	1	85	3.15
18	2. Opinion there should not be specialization in youth sports	10.47%	9	24.42%	21	34.88%	30	24.42%	21	4.65%	4	1.16%	1	86	3.12
19	24. Popularity of youth sports outside of swimming	4.76%	4	19.05%	16	26.19%	22	33.33%	28	15.48%	13	1.19%	1	84	2.64
20	5. Cost of swim suits, training gear, and apparel	1.16%	1	12.79%	11	31.40%	27	41.86%	36	11.63%	10	1.16%	1	86	2.49
21	20. Age of pool facilities in the region	5.95%	5	15.48%	13	14.29%	12	46.43%	39	17.86%	15	0.00%	0	84	2.45
22	4. Cost to train and compete in swimming (i.e. dues, entry fees, travel)	1.15%	1	14.94%	13	19.54%	17	49.43%	43	13.79%	12	1.15%	1	87	2.40
23	22. Control of pool facilities affecting costs and availability	8.33%	7	11.90%	10	17.86%	15	34.52%	29	27.38%	23	0.00%	0	84	2.39
24	19. # of meter pools in the region	18.82%	16	7.06%	6	2.35%	2	29.41%	25	42.35%	36	0.00%	0	85	2.31

Greater Opportunity

Greater Threat

OTHER COMMENTS CONCERNING OPPORTUNITIES AND THREATS

The LSC needs more long course pools.

We need more long-course pools in Minnesota, particularly in the SW Minneapolis/Edina area.

Swimming needs to be more interesting. It cannot simply be about training for big meets. MN and USA swimming can extol the virtues of a "life-long" sport all they want, but, if the swimmers do not enjoy swimming as a sport, they will turn to another sport. Swimming is to staid. It needs to adapt by including some of the high school elements and different approaches entirely. Meets are far too long. Travel is onerous. Zoning borders on the absurd, with teams sent hours away from home when local sites can accommodate. Major issues. You need to make the sport enjoyable for the swimmers. Equally important, however, you need to keep the parents committed. Forcing travel and expenses on parents is probably the wrong approach.



MINNESOTA
SWIMMING



MN Swimming Strategic Planning Survey - 2018

COMMENTS ON ANY PROGRAM, SERVICE, MISSION/VISION, OR OTHER ASPECT OF THE LSC THAT RESPONDENT WOULD LIKE IMPROVED

- I would really like to see more of a variety of meets offered for our athletes. For instance, the 11-12 yr olds are not able to swim the 800 free at a single meet this summer. Yet, it is a championship event. If we're going to offer a variety of events, we need to make sure the meets reflect that.
- The only way that competitive excellence will be achieved for a large number of participants is through the sharing of resources and a mentality that we are all Team Minnesota as opposed to individual clubs looking out solely for their own interests.
- LSC needs to spend more time taking care of it's members and clubs and less time focused on kissing up to USA Swimming and the LEAP process.
- I feel we do more for our upper level athletes than we do for your AG athletes. Example is the Central Zone meet where we pay more to the coaches and where they are going to stay, etc. We need to give the swimmers a bigger discount on their Central Zone experience. These are the swimmers that are bringing in the most of the registration
- I would like zoning for mrc's to be listed sooner than it is. When planning, it is difficult for families to not be given much notice to plan.
- LSC Governance (i.e. lack of consistent committee activity)
- Championship Meet scheduling. More lead time and consistency.
- I believe that the zoning could be improved to benefit all clubs in their fundraising as well as getting athletes involved in meets. We need to control the cost of the meets as well
- I would like to see more deck seeded meets and a consistent manner of checking coaches' credentials at all meets.
- More involvement with facilities that offer swimming lessons to be a feeder program for Swim Club, High School Swimming and Masters Swimming. Also working with High Schoolers that decided to not swim competitively in College to get them into Masters programs in their local
- Relations with the High School League and coaches. Club Coaches need the opportunity to be High School Coaches.

- Please Zone the championship meets sooner! Please offer more meets for B & C level swimmers. Too many meets for novice and A swimmers and the B & C swimmers end up with few opportunities to earn times. Please offer more clear language for win it and swim it at MRC's.
- Teams zoned for championship meets (MAC/MRC) should be mixed up more each season. The same teams seem to get zoned to the same locations year after year missing opportunities to swim against different teams. If Age Group State and Senior State are split at different
- I would like to see more community ties with the LSC. I would also like to see the outlook of the sport and the meets switched towards the athletes once again. Right now, the athletes are having their opportunities limited and are not being thought of as much as they should be during decisions. We say we run this LSC for the athletes, not for the coaches or clubs.
- Long course pools

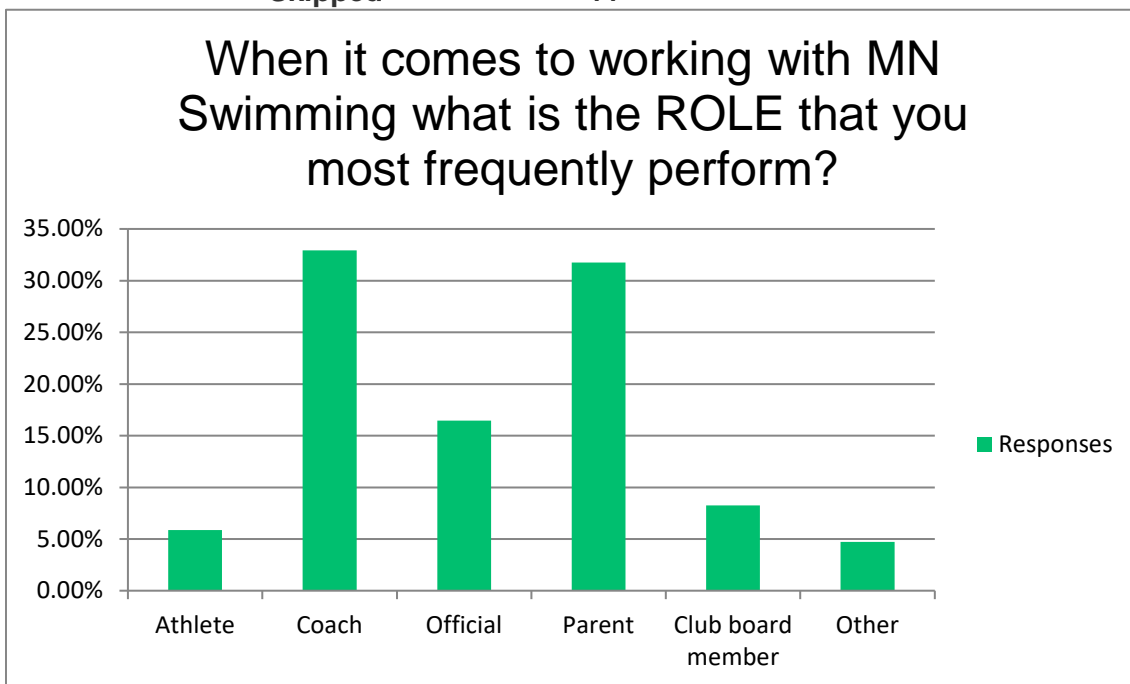
- We must find a way to connect "Safe Sport" activities, processes with the local MSHSL activities and processes. Without a link, a significant gap exists that will (and does) allow coaches and others to maintain exposure when it should be significantly curtailed.
- Please maintain the MN swimming website in a timely and more organized fashion. Please provide more competition and training opportunities at LSC level for high level swimmers. □
- Diversity needs to be improved starting at a younger level through outreach
- I would love to see the state meet broken into three meets that reflect the three divisions. Also these divisions should be based on team size not prior state meet placement.

- Effort to develop new facilities, especially LCM facilities. I am not aware of any efforts by MSI itself to dialogue with government officials in hopes of partnering on building new facilities. The task seems to be left to clubs, when it could be far more organized and broad if led by MSI
- Leading an organized out state and metro plan
- More awareness of the "business" of swimming and how it isn't easy!
- We need a competitive excellence director. Volunteer based committees making major decisions doesn't work. Someone who can come in and be focused on the swimming side of the operation and is paid well to do so is what MSI needs. Continue to go with volunteer groups and we will continue to be disjointed as well as unable to fill major positions.
- Membership numbers across the state seem to be declining at a concerning rate. Need to act quickly to reverse this trend.
- LSC office needs improvements. Elected board members that do the majority of the work for this LSC need to be compensated so that they are held accountable!
- Would love to see an LSC banquet for top swimmers in the state.
- Minnesota Swimming needs to engage the MSHSL in court to guarantee the right to work of our non-athlete coach members. This is not getting better despite the platitudes offered by our current staff and elected leadership. Sue the MSHSL and get our coach members the right to work as HS coaches while coaching club.
- See previous comments. Minnesota's LSC is reminiscent of an old boys club--same faces regurgitating the same ideas. This poll is the first meaningful step away from that that I can recall. That said, there is much to do. Meets are too long, travel is too far, too often, expenses continue to escalate (check out NSAC U of M long-course meet last year as a prime example of what is wrong on this front), everybody wants a 50-meter indoor pool alternative in the cities, but there is no unified commitment, too staid.
- get past the storming and start being respectful & working together
- Meet Sanctioning; Customer Service (in all services)
- Disability swimming
- LSC serves a certain demographic that most families do not fall under. Many families cannot afford the fees associated with LSC. Imagine all the children that could excel in this program. Imagine all the children you are currently missing because their families do not have the financial ability.

MN Swimming Strategic Planning Survey - 2018

When it comes to working with MN Swimming what is the ROLE that you most frequently perform?

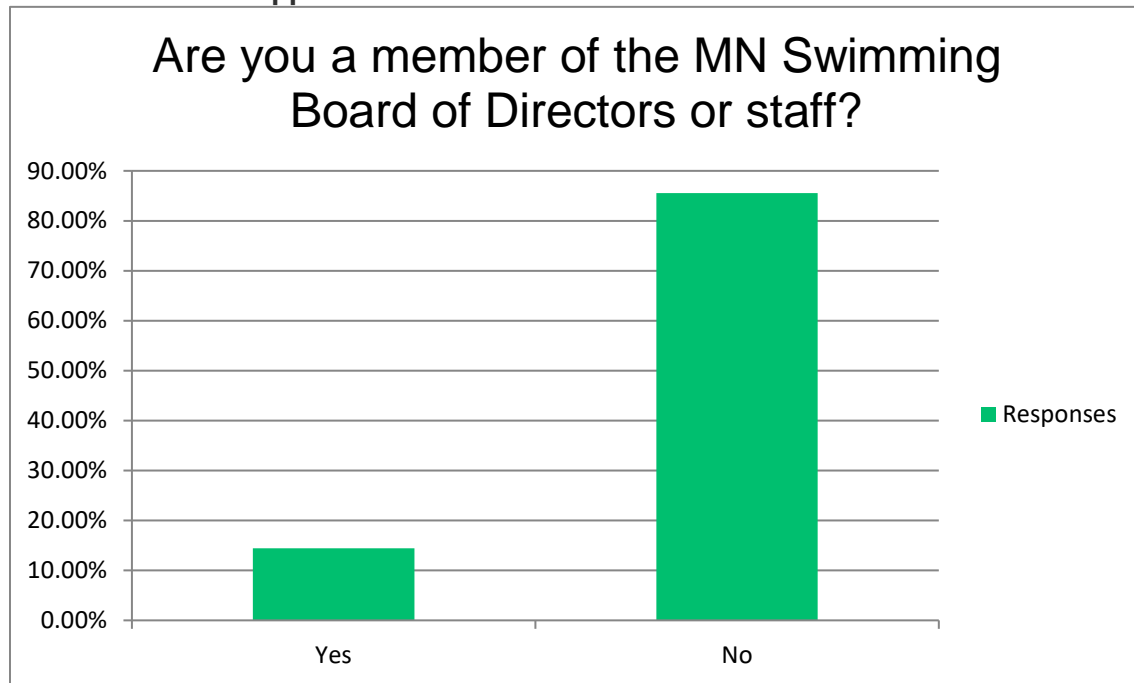
Answer Choices	Responses	
Athlete	5.88%	5
Coach	32.94%	28
Official	16.47%	14
Parent	31.76%	27
Club board membe	8.24%	7
Other	4.71%	4
	Answered	85
	Skipped	44



MN Swimming Strategic Planning Survey - 2018

Are you a member of the MN Swimming Board of Directors or staff?

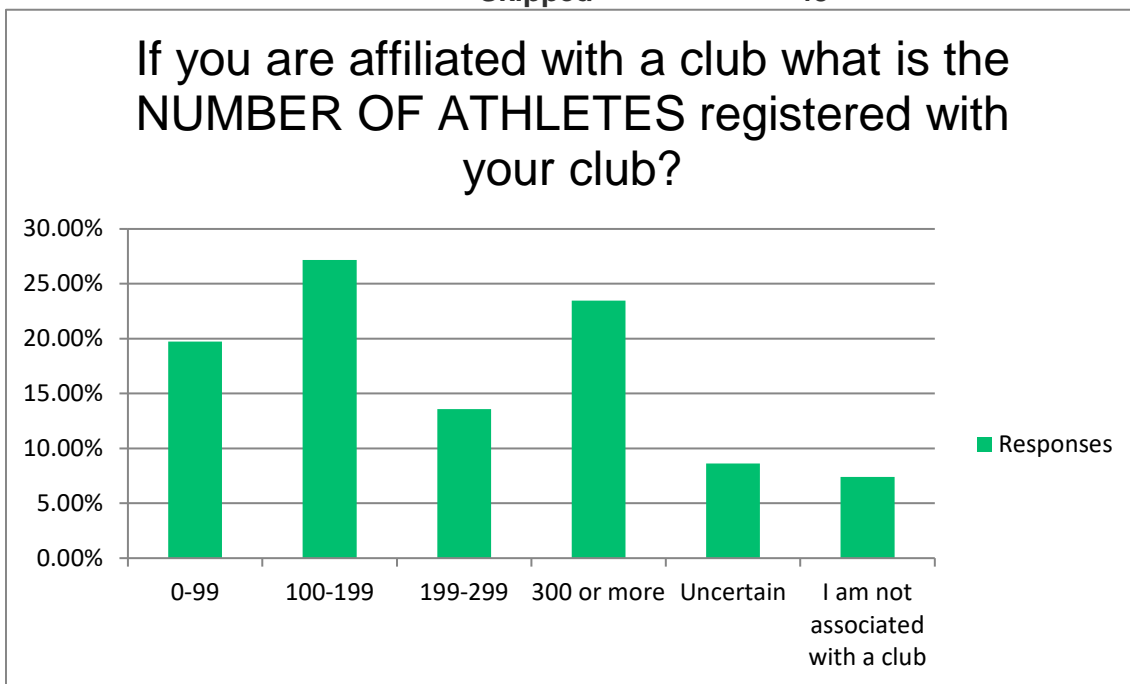
Answer Choices	Responses	
Yes	14.46%	12
No	85.54%	71
Answered		83
Skipped		46



MN Swimming Strategic Planning Survey - 2018

If you are affiliated with a club what is the **NUMBER OF ATHLETES** registered with your club?

Answer Choices	Responses	
0-99	19.75%	16
100-199	27.16%	22
199-299	13.58%	11
300 or more	23.46%	19
Uncertain	8.64%	7
I am not associated with a club	7.41%	6
	Answered	81
	Skipped	48



MN Swimming Strategic Planning Survey - 2018

If you are affiliated with a club please choose the location that best describes WHERE your club operates?

Answer Choices	Responses	
Minneapolis/St. Paul Greater Metro area	68.75%	55
Greater Minnesota (outside the metro)	25.00%	20
Not affiliated with a club	6.25%	5
	Answered	80
	Skipped	49

