

Ohio Swimming, Inc. Board of Directors Meeting

Conference Call – August 20, 2017 8:00 pm

513-275-6543 (no PIN) or via computer: www.uberconference.com/ohioswim

APPROVED MINUTES

1. Call to Order and Roll Call at 8:04

BOD members:		BOD Members:		BOD Members:	
General Chair – David Back	x	Senior Athlete Rep – Kierstyn Cassidy	x	Safety Coordinator – John Pristash	
Admin Vice Chair – Anne Lawley	x	Junior Athlete Rep – Katrina Kanzari	x	Sanctioning Chair – Anissa Kanzari	x
Senior Vice Chair - Norman Wright	x	Ath Rep (C) – Annie McNenny		Disability Swimming Chair – Jim Peterfish	
Age Group Vice Chair – Chad Rehkamp		Ath Rep (NW) – Chloe Kaminski		Officials Chair – Pam Birnbrich	
Secretary – Mark Johnson	x	Ath Rep (SW-D) – Luke Knopf		Technical Planning Chair – Todd Billhimer	x
Treasurer – Joe Waller	x	Ath Rep (SW-C) – Lucy Gallard		Safe Sport Chair – Mike Yeager	x
Coaches Chair – Kris Moellenberg				Diversity/Inclusion – Terry Anchrum	x
Coaches Rep – tbd					
Committee members:					
Chip Carrigan – Open Water	x	Erin Sshwab - Office -	x	Kristi Princell - Finances	
Brent Peaden - Zone	x	Jr NW - Brady Ireland		Jr Central - Bridget Parker	
Jr Dayton - Peyton Farrell	x	Jr Cincinnati - Angelika Georgostathis			

2. Approve Agenda - Agenda **APPROVED**

3. Consent agenda – With modifications to Roll Call with updated athlete reps.

- a. Adoption of July 2017 minutes - **APPROVED**

4. Board Reports

- a. General Chair – No Report
- b. Admin Vice Chair – No Report
- c. Senior Vice Chair – No Report
- d. Age Group Vice Chair – No Report
- e. Treasurer – Attached
- f. Coach Representatives – No Report
- g. Athlete Representatives – No Report
- h. Safety Coordinator – Attached
 - Recommendation is that we “should” be doing this. David will get ahold of John Mckay to confirm this.
- i. Sanctioning – No Report
- j. Disability Coordinator - No Report
- k. Officials Chair – No Report
- l. Technical Planning Chair – No Report
- m. Safe Sport – No Report
- n. Diversity and Inclusion – Attached
 - Christine Thompson from OSSC is requesting reimbursement from OSI to make up difference in overages. It was recommended that since this was a Central Zone meet that this should be requested through them and not OSI.

5. Committee Reports

- a. Membership/Registration – Attached
- b. Times/Records – No Report
- c. Open Water – No Report
- d. Outreach Coordinator – No Report
- e. Zone Team Coordinator – No Report

6. Old Business

Ohio Swimming, Inc. Board of Directors Meeting

Conference Call – August 20, 2017 8:00 pm

513-275-6543 (no PIN) or via computer: www.uberconference.com/ohioswim

APPROVED MINUTES

- a. Proposal on technical suit ban. What now with what USA Swimming is proposing.
 - OSI needs to wait until USA swimming decide what the appropriate action to take.
7. New Business
 - a. FY 18 Budget. Budget was approved to move forward to HOD in Fall.
8. Announcements
 - a. Nominating committee gets elected in the Fall.
9. Next BOD Meetings – Will meet at USAS convention.
10. Adjournment @ 9:20



Diversity, Inclusion & Outreach Report
Ohio Swimming August 2017 BOD Meeting

To: Ohio Swimming Board of Directors
 From: Terry Anchrum
 Date: August 20, 2017
 Re: OSI Diversity, Inclusion & Outreach Report

YTD Financials

The YTD expense spend for each category is listed below.

	YTD	Budget	Variance	% of Budget
Diversity, Inclusion & Outreach	\$ 21,158.57	\$ 28,300.00	\$ (7,141.43)	75%
Diversity	\$ 8,551.00	\$ 20,970.00	\$ (12,419.00)	41%
- Programs	\$ -	\$ 4,970.00	\$ (4,970.00)	0%
- Diversity/Inclusion Clinic	\$ -	\$ -	\$ -	
- 2017 CZ MC Meet	\$ 8,551.00	\$ 16,000.00	\$ (7,449.00)	53%
Outreach	\$ 12,607.57	\$ 7,330.00	\$ 5,277.57	172%
- Gear	\$ 11,317.37	\$ 6,710.00	\$ 4,607.37	169%
- Travel Reimbursement	\$ 1,290.20	\$ 620.00	\$ 670.20	208%

Diversity

The expenses for the 2017 CZ Multi-Cultural Meet were \$8,551; income received was \$7,358, resulting in a loss of \$1,193. The total expense budget for the meet was \$16,000 but only spent slightly more than half of it.

Outreach

To date, we've spend \$12,607.57, \$5,277.57 over budget. The majority of the expense is the equipment (suits, goggles, fins, hand paddles, caps) to enable the 104 participants to practice and participate in meets. Included in the YTD total is travel reimbursement for the athletes to participate in away meets.

Upcoming Expenses

I would like to pick up the meet entry fees for two athletes – Carson Bruner and Hannah Lebamoff - who competed in the 2017 CZ Age Group Championship Meet in Rochester, MN. These athletes were an inspiration to all who witnessed their participation as they were embraced by teammates, opponents, coaches and spectators. They both participated as D2 (para) athletes at the meet. Total expense would be \$412 in total. Breakouts are listed below.

Carson Bruner (12), para athlete, had \$236 in total payments to Ohio Swimming, the breakdown is:

- \$36 in entry fees
- \$5 swimmer meet surcharge
- \$40 team shirts
- \$5 Ohio team cap
- \$50 Ohio coaching fee
- \$20 team picture (1)
- \$80 team dinner (4 tickets)

Hannah Lebamoff (14), para athlete, had \$176 in total payments to Ohio Swimming, the breakdown is:

- \$36 in entry fees
- \$5 swimmer meet surcharge
- \$40 team shirts
- \$5 Ohio team cap
- \$50 Ohio coaching fee
- \$20 team picture (1)
- \$20 team dinner (4 tickets)

Respectfully Submitted,

Terry Anchrum

Terry Anchrum
OSI Outreach Program Coordinator



Treasurer's Report
Ohio Swimming August 2017 BOD Meeting

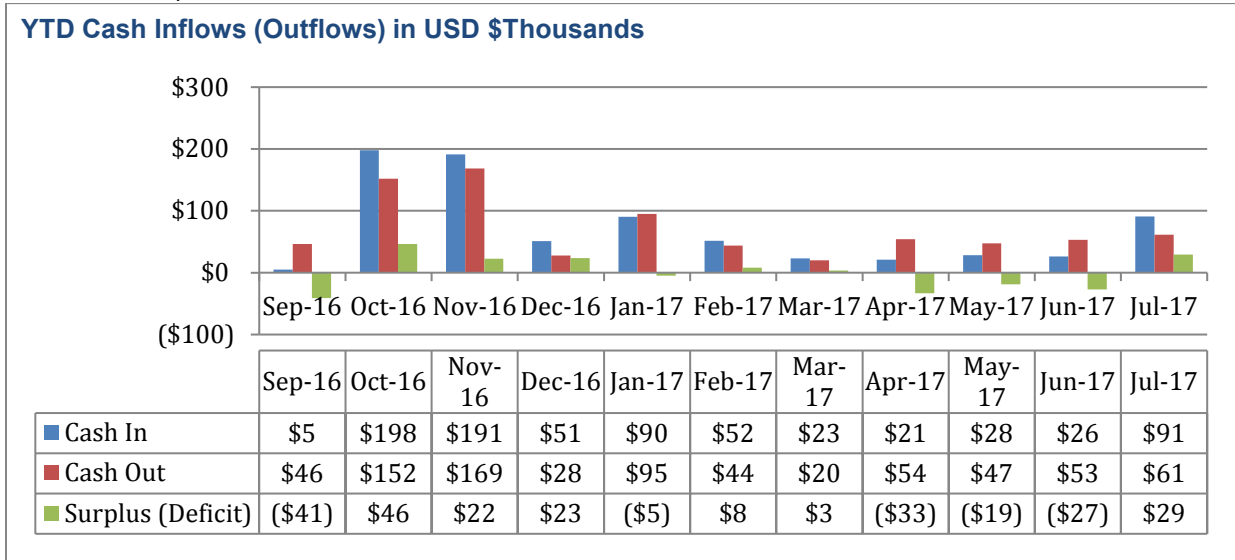
To: Ohio Swimming Board of Directors

From: Joseph Waller

Date: August 7, 2017

Re: OSI Treasurer's Report

1. YTD Financials as of fiscal July (P11)
 - a. Outflows = \$769,169 vs our \$881,834 budget, or 87% spent YTD
 - b. Inflows = \$771,062 vs our \$881,834 budget, or 88% collected YTD
 - c. YTD Net Surplus = \$7,892



2. Forecast for remainder of the year – On track, **CONTINGENT** on collection of outstanding Membership Fees. If we miss the collections in August, they will come in later, most likely September, so if we do miss budget, it will be a timing issue, not a permanent loss of funding.
 - a. We will see planned and anticipated increases in a) Outflows of \$26K Meet Expenses for just wrapped up LC Meets; b) \$47K Inflows for collection of outstanding Membership Fees; and c) \$30K to \$35K of Outflows for remaining Zone Team expenses (depending on how the food expenses shake out, we may see an overspend for this year's Zone trip, primarily related to the longer journey/expenses of travel to Minnesota).
 - b. We are trending OK vs budget on a line item basis. Overspend has occurred in some budget areas (Convention \$5K, Outreach Gear \$4K, and Swimposium \$9K), but are offset by other underspend in other areas (Diversity \$7K, Sr. Travel Fund \$13K, Officials Travel \$14K).
3. Priorities
 - a. Registration Process
 - i. See summary of \$47K net receivable outstanding related to FY17 registrations. Erin is working to collect.
 - ii. Next Registration Process Task Force meeting will be scheduled soon after the budgeting process is finalized. We will discuss best practices from conversations with other LSCs, including best practices of leveraging invoicing capabilities of Quickbooks and electronic payments through Team Unify.
 - b. OSI Internal financial controls – we will collaborate with Kirsch to improve internal controls for upcoming FY18

Respectfully Submitted,

Joseph Waller, OSI Treasurer

Ohio Swimming
Profit & Loss Budget vs. Actual
September 2016 through August 2017

DRAFT

	<u>Sep '16 - A...</u>	<u>Budget</u>	<u>\$ Over Bud...</u>	<u>% of Budget</u>
Ordinary Income/Expense				
Income				
Memberships/Dues(USA Swim)				
Athlete	415,214.97	479,550.00	-64,335.03	86.6%
Club Membership Dues	12,932.99	13,650.00	-717.01	94.7%
Non Athl	50,932.87	56,925.00	-5,992.13	89.5%
Outreach	321.24	550.00	-228.76	58.4%
Seasonal Swimmers	33,544.65	27,650.00	5,894.65	121.3%
Total Memberships/Dues(USA Swim)	512,946.72	578,325.00	-65,378.28	88.7%
Other Income				
Approved/Meet Observation Fees	3,300.00	3,000.00	300.00	110.0%
Banquet Income (C1)	4,375.00	7,000.00	-2,625.00	62.5%
Interest and Dividends (Edward	0.00	60.00	-60.00	0.0%
Interest Income(Ckg/Saving)				
Dividends	85.38	0.00	85.38	100.0%
Total Interest Income(Ckg/Saving)	85.38	0.00	85.38	100.0%
Misc.	5,468.00	2,400.00	3,068.00	227.8%
Multicultural Camp Inc (C2)	7,358.00	15,000.00	-7,642.00	49.1%
Official Dues (\$6.00) (C3)	1,896.00	1,960.00	-64.00	96.7%
Officials (T-shirts,Badges) C3	0.00	500.00	-500.00	0.0%
Swimposium				
Break Out Clinic	6,738.45			
Total Swimposium	6,738.45			
Zone Team (C4)	63,367.00	72,000.00	-8,633.00	88.0%
Total Other Income	92,587.83	101,920.00	-9,332.17	90.8%
Sanctions & Meet Revenue				
Entry Fees	91,456.25	91,500.00	-43.75	100.0%
Facility Fund (Reserved Fund)	52,914.51	57,000.00	-4,085.49	92.8%
Sanctions	4,267.82	2,900.00	1,367.82	147.2%
Senior Circuit Entry Fees (C5)	5,399.00	4,500.00	899.00	120.0%
Travel Fund (Reserved Fund)	17,489.49	19,000.00	-1,510.51	92.0%
Total Sanctions & Meet Revenue	171,527.07	174,900.00	-3,372.93	98.1%
Savings(From)	0.00	26,689.00	-26,689.00	0.0%
Total Income	777,061.62	881,834.00	-104,772.38	88.1%

Ohio Swimming
Profit & Loss Budget vs. Actual
September 2016 through August 2017

DRAFT

Expense	Sep '16 - A...	Budget	\$ Over Bud...	% of Budget
Memberships/Dues Exp.(USA Swim)				
Athlete	366,292.00	389,200.00	-22,908.00	94.1%
Club Membership Dues	4,710.00	4,800.00	-90.00	98.1%
Individual Non Ath	49,216.00	46,200.00	3,016.00	106.5%
Outreach	395.00	550.00	-155.00	71.8%
Seasonal Swimmers	30,150.00	25,280.00	4,870.00	119.3%
Total Memberships/Dues Exp.(USA Swim)	450,763.00	466,030.00	-15,267.00	96.7%
Operations				
Administrative Review Board	0.00	100.00	-100.00	0.0%
Administrative Vice Chairman	154.00	500.00	-346.00	30.8%
Age Group Chairman	0.00	100.00	-100.00	0.0%
Athlete Representative	0.00	0.00	0.00	0.0%
Coach Representatives				
Coach Education/Training	0.00	0.00	0.00	0.0%
Coach of Yr Clinic, Scholarship	1,000.00	2,000.00	-1,000.00	50.0%
Coach of Yr Plaques	0.00	100.00	-100.00	0.0%
Total Coach Representatives	1,000.00	2,100.00	-1,100.00	47.6%
Disability Swimming Coordinator	0.00	1,030.00	-1,030.00	0.0%
Donations	1,850.00	500.00	1,350.00	370.0%
General Chairman(Discretionary)	205.00	10,000.00	-9,795.00	2.1%
Legal	5,604.00	0.00	5,604.00	100.0%
LSC Conventions/Clinics/Dues				
Central Zone Dues	0.00	100.00	-100.00	0.0%
D&O Insurance	0.00	1,500.00	-1,500.00	0.0%
House of Delegates Meeting	894.01	2,000.00	-1,105.99	44.7%
Recognition Banquet Exp (C1)	14,479.39	17,000.00	-2,520.61	85.2%
Swimposium				
Breakout Swim Clinic	10,000.00			
SwimJitsu	2,425.05			
Swimposium - Other	13,064.42	10,000.00	3,064.42	130.6%
Total Swimposium	25,489.47	10,000.00	15,489.47	254.9%
USA Membership Board of Dir.	0.00	1,680.00	-1,680.00	0.0%
USAS Convention	20,227.69	15,000.00	5,227.69	134.9%
Workshops	943.83	1,120.00	-176.17	84.3%
Total LSC Conventions/Clinics/Dues	62,034.39	48,400.00	13,634.39	128.2%

Ohio Swimming
Profit & Loss Budget vs. Actual
 September 2016 through August 2017

DRAFT

	Sep '16 - A...	Budget	\$ Over Bud...	% of Budget
Officials Chair (C3)				
Background Check	825.00	865.00	-40.00	95.4%
Background Check Renewals	1,172.00	425.00	747.00	275.8%
Officials Chair(Tshirts&Badges)	646.04	360.00	286.04	179.5%
Officials Travel	8,163.53	20,000.00	-11,836.47	40.8%
Subcontract Work	0.00	0.00	0.00	0.0%
Wkshps,Meetings,Recog,Training	1,668.42	5,370.00	-3,701.58	31.1%
Total Officials Chair (C3)	12,474.99	27,020.00	-14,545.01	46.2%
Open Water				
Camps	0.00	3,000.00	-3,000.00	0.0%
Total Open Water	0.00	3,000.00	-3,000.00	0.0%
Outreach/Diversity				
Diversity	0.00	4,970.00	-4,970.00	0.0%
Diversity/Inclusion Clinic	0.00	0.00	0.00	0.0%
Multi Cultural Camp (C2)	8,551.00	16,000.00	-7,449.00	53.4%
Outreach-Gear	11,317.37	6,710.00	4,607.37	168.7%
Outreach Travel	1,290.20	620.00	670.20	208.1%
Total Outreach/Diversity	21,158.57	28,300.00	-7,141.43	74.8%
Permanent Office				
Bank Charges	45.00			
CC & Electronic Fees	9,150.69	6,135.00	3,015.69	149.2%
Office Expense	6,851.91	7,585.00	-733.09	90.3%
Payroll Expenses	69,366.20	74,605.00	-5,238.80	93.0%
Subcontractor Work	1,215.00	215.00	1,000.00	565.1%
Worker's Compensation	201.84	154.00	47.84	131.1%
Total Permanent Office	86,830.64	88,694.00	-1,863.36	97.9%
Safe Sport Coordinator	748.00	470.00	278.00	159.1%
Safety Coordinator	489.40	600.00	-110.60	81.6%
Secretary	0.00	100.00	-100.00	0.0%
Senior Vice-Chairman	0.00	100.00	-100.00	0.0%
Treasurer				
Audit	6,495.00	6,295.00	200.00	103.2%
Tax Prep	2,695.00	2,695.00	0.00	100.0%
Taxes	100.00	100.00	0.00	100.0%
Total Treasurer	9,290.00	9,090.00	200.00	102.2%
Total Operations	201,838.99	220,104.00	-18,265.01	91.7%

Ohio Swimming
Profit & Loss Budget vs. Actual
September 2016 through August 2017

DRAFT

	<u>Sep '16 - A...</u>	<u>Budget</u>	<u>\$ Over Bud...</u>	<u>% of Budget</u>
Swimmer Support				
Awards				
Age Group	16,510.99	15,000.00	1,510.99	110.1%
Open Water	229.14	0.00	229.14	100.0%
Seniors	245.94	700.00	-454.06	35.1%
Total Awards	16,986.07	15,700.00	1,286.07	108.2%
Championship (Facility Reserved)				
LC Jr. Olympics	0.00	6,270.00	-6,270.00	0.0%
LC Regionals	0.00	14,250.00	-14,250.00	0.0%
LC Seniors	233.00	6,270.00	-6,037.00	3.7%
Open Water Championship	3,420.00	3,420.00	0.00	100.0%
SC Jr. Olympics	6,270.00	6,270.00	0.00	100.0%
SC Regionals	14,250.00	14,250.00	0.00	100.0%
SC Sr Championships	6,270.00	6,270.00	0.00	100.0%
Championship (Facility Reserved - Other)	0.00	0.00	0.00	0.0%
Total Championship (Facility Reserved)	30,443.00	57,000.00	-26,557.00	53.4%
Meets				
Distance Meets	5,000.00	5,000.00	0.00	100.0%
Senior Circuit Meets (C5)	9,000.00	9,000.00	0.00	100.0%
Total Meets	14,000.00	14,000.00	0.00	100.0%
Open Water				
Ohio Open Water Cup	0.00	500.00	-500.00	0.0%
Open Water Champ Meet Subsidy	0.00	0.00	0.00	0.0%
Total Open Water	0.00	500.00	-500.00	0.0%
Senior Travel Fund (Reserved)				
Long Course	100.00			
Olympic Trials (C6)	-600.00			
Short Course	6,600.00			
Senior Travel Fund (Reserved) - Other	0.00	19,000.00	-19,000.00	0.0%
Total Senior Travel Fund (Reserved)	6,100.00	19,000.00	-12,900.00	32.1%

Ohio Swimming
Profit & Loss Budget vs. Actual
September 2016 through August 2017

DRAFT

	<u>Sep '16 - A...</u>	<u>Budget</u>	<u>\$ Over Bud...</u>	<u>% of Budget</u>
Zone Team				
Zone Team-Open Water	2,444.42	2,500.00	-55.58	97.8%
Zone Team Coaches(C4)	3,500.00			
Zone Team Expenses (C4)	38,093.16	0.00	38,093.16	100.0%
Zone Team Team Mgr (C4)	5,000.00	5,000.00	0.00	100.0%
Zone Team - Other	0.00	82,000.00	-82,000.00	0.0%
Total Zone Team	<u>49,037.58</u>	<u>89,500.00</u>	<u>-40,462.42</u>	<u>54.8%</u>
Total Swimmer Support	<u>116,566.65</u>	<u>195,700.00</u>	<u>-79,133.35</u>	<u>59.6%</u>
Total Expense	<u>769,168.64</u>	<u>881,834.00</u>	<u>-112,665.36</u>	<u>87.2%</u>
Net Ordinary Income	<u>7,892.98</u>	<u>0.00</u>	<u>7,892.98</u>	<u>100.0%</u>
Net Income	<u>7,892.98</u>	<u>0.00</u>	<u>7,892.98</u>	<u>100.0%</u>

OSI REGISTRATION DATA ANALYSIS FOR FYE 8/31/2017

DRAFT

	Sep-16	Oct-16	Nov-16	Dec-16	Jan-17	Feb-17	Mar-17	Apr-17	May-17	Jun-17	Jul-17	Aug-17	YTD total	\$ Total	
INFLOWS															
Membership/Dues															
Athlete (\$69.00)	\$ 69	15	2502	1928	409	660	319	7	12	50	95	22	0	6018	\$ 415,242
Club Membership	\$ 200	2	20	13	4	22	2	0	0	2	0	0	0	65	\$ 13,000
Non-Athlete	\$ 69	49	161	133	72	215	40	7	7	38	12	4	0	738	\$ 50,922
Outreach	\$ 5	3	26	12	14	5	0	0	0	0	2	2	0	64	\$ 320
Seasonal Swimmers	\$ 35	1	171	380	16	2	2	-1	18	167	73	129	0	958	\$ 33,530
		70	2880	2466	515	904	363	13	37	257	182	157	0	7843	\$ 513,014
OUTFLOWS															
Membership/Dues Expense															
Athlete	\$ 56	531	1894	2250	150	1210	132	124	4	168	51	27	0	6541	\$ 366,296
Club Membership	\$ 70	0	3	22	2	33	3	0	1	2	0	1	0	67	\$ 4,690
Individual Non-Athlete	\$ 56	152	187	111	98	179	47	10	30	31	19	15	0	879	\$ 49,224
Outreach	\$ 5	2	30	7	0	20	11	0	0	0	4	5	0	79	\$ 395
Seasonal Swimmer	\$ 30	0	53	426	0	60	10	0	0	229	117	110	0	1005	\$ 30,150
		685	2167	2816	250	1502	203	134	35	430	191	158	0	8571	\$ 450,755
NET CASH FLOW															\$ 62,259

Athlete	\$ 13	-516	608	-322	259	-550	187	-117	8	-118	44	-5	0	-523
Club Membership	\$ 130	2	17	-9	2	-11	-1	0	-1	0	0	-1	0	-2
Individual Non-Athlete	\$ 13	-103	-26	22	-26	36	-7	-3	-23	7	-7	-11	0	-141
Outreach	\$ -	1	-4	5	14	-15	-11	0	0	0	-2	-3	0	-15
Seasonal Swimmer	\$ 5	1	118	-46	16	-58	-8	-1	18	-62	-44	19	0	-47
Total		-615	713	-350	265	-598	160	-121	2	-173	-9	-1	0	-728
Cumulative		-615	98	-252	13	-585	-425	-546	-544	-717	-726	-727	-727	

Actual YTD	Theoretical YTD	Theoretical Receivable
\$ 48,946	\$ 85,033	\$ 36,087
\$ 8,310	\$ 8,710	\$ 400
\$ 1,698	\$ 11,427	\$ 9,729
\$ (75)	\$ -	\$ 75
\$ 3,380	\$ 5,025	\$ 1,645
\$ 62,259	\$ 110,195	\$ 47,936

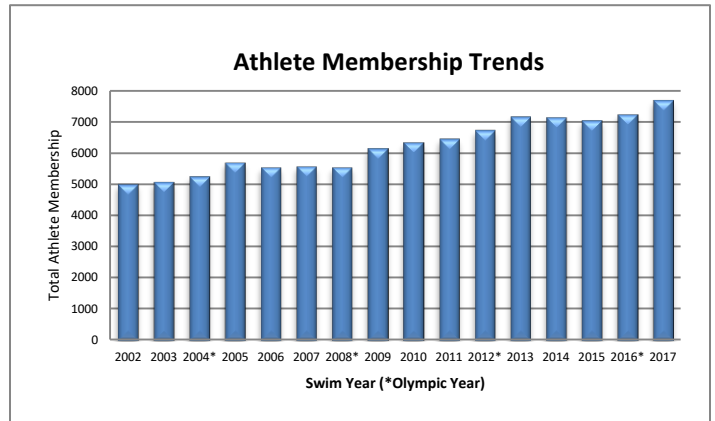
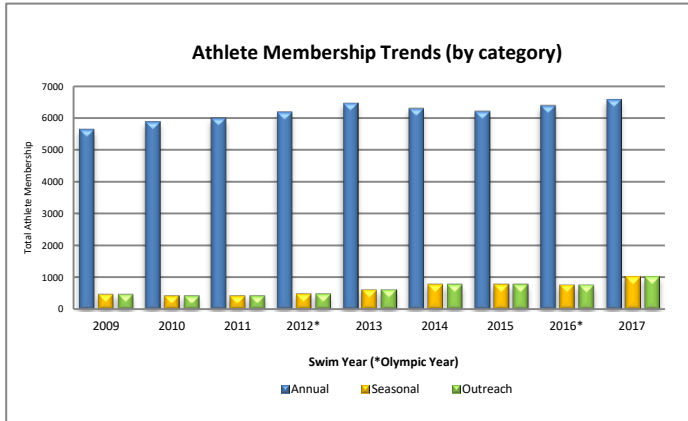
Monthly total	\$ 42,271	\$ (47,668)	\$ 24,085	\$ (17,107)	\$ 39,771	\$ (11,885)	\$ 8,315	\$ 605	\$ 9,829	\$ (1,003)	\$ 654	\$ -	\$ 47,936
Cumulative total	\$ 42,271	\$ (5,397)	\$ 18,688	\$ 1,581	\$ 41,352	\$ 29,467	\$ 37,782	\$ 38,387	\$ 48,216	\$ 47,213	\$ 47,867	\$ 47,867	\$ 69 Rounding

Membership Services Director Report July 20, 2017 BOD Meeting



2017 Membership Statistics Summary

Post-Olympic final numbers show a 6.2% increase in membership, consistent with the previous post-Olympic bump (6.4%) in 2013. Overall, total membership has reached an all-time high for Ohio Swimming (8590 members). Non-athlete membership was up ~4% from last year. Athlete retention remains consistent at ~73%.



2018 Registration/Membership

September 1 begins the new registration year. The 2018 Fee schedule is posted on the website under Info>Registration and in the Policy Manual (Appendix 1). The website is currently undergoing updates for the 2018 season.

USA Swimming Website

The USA Swimming website was updated earlier this year and OSI link to the USA Swimming website have been updated. Please let the office know if you find any broken links from our website.

Membership/Registration National Committee

I was selected this year to serve on the Membership/Registration National Committee. A couple of items coming:

- *Member Data Validation Service (MDVS)* – This is the new name for the ‘Online Registration’ that clubs will use to compare their registration files to the USA Swimming SWIMS database. Phase 1 is focused on integration between the SWIMS database and the Team Management Databases. The process will require pre-validation of data (at the club level) before the registration file is uploaded. The files will upload into the SWIMS LSC queue through the Club’s Team Management software. This will replace team’s sending files to the office for upload to SWIMS. However, the data will still need to be approved by the LSC registrars and released to the database. Projected timing of roll out will be the 2019 Swim Year (Sept 2018). The projected ‘soft’ roll-out is between Nov 2017-Apr 2018. Now that the new USA Swimming website has launched, resources will be focused toward this project.

ACH Payments

Currently OSI is set up to collect payment via Credit Card (via Stripe vendor) or Checks. Some teams prefer to utilize the ACH payment option. This requires a 3rd part vendor setup (via Plaid) in order to make the process more instantaneous (omitting the micro-deposit option which takes 3-5 days to settle). As soon as time allows, I will set up the links/partnership with Stripe to offer this option.

Respectfully Submitted,

Erin Schwab

Ohio Swimming, Inc.
Safety Coordinator Report
BOD Meeting: Aug 20, 2017

Update on SB252: Lindsay's Law: Sudden Cardiac Arrest (SCA) in Youth Athletes

1. Lindsay's Law applies to all public and private schools and all youth sports organizations for athletes aged 19 years or younger whether or not they pay a fee to participate or are sponsored by a business or nonprofit. This includes:
 - a. All athletic activities including interscholastic athletics, any athletic contest or competition sponsored by or associated with a school.
 - b. All cheerleading, club sports.
2. The intent of this law is to develop guidelines and other relevant materials to inform and educate students and youth athletes participating in or desiring to participate in an athletic activity, their parents, and their coaches about the nature and warning signs of sudden cardiac arrest.
3. This law appears to be for:
 - a. Any school operated by a school district board of education;
 - b. Any chartered or nonchartered nonpublic school that is subject to the rules of an interscholastic conference or an organization that regulates interscholastic conferences or events.
 - c. An athletic contest or competition that is sponsored by or associated with a school that is subject to this section, including cheerleading, club-sponsored sports activities, and sports activities sponsored by school-affiliated organizations.
 - d. Full information is available at: <https://www.odh.ohio.gov/landing/Lindsays-Law.aspx>
4. Implications for Ohio Swimming, Inc.
 - a. Kris Moellenberg (Senior Coach Rep.) and I met on 7/27/17 to discuss this recent legislation and any potential impact for OSI.
 - b. We offer the following recommendations to the OSI Board of Directors for their consideration:
 - i. We do not think that this law directly applies to organizations such as Ohio Swimming, Inc. but this may be a question for our legal representative (John Mackay) to look into.
 - ii. We would recommend "asking" or "requiring" our coaches to watch the SCA Coaches video (approx. 18 min. in length) annually and review the informational handout.
 - iii. This video simply explains what SCA is and how to be aware of it. Any follow-up and/or emergency procedures are both currently as well as adequately covered under our coaches' current training requirements.
 - iv. Under the law, parents & athletes are also required to watch a similar video (approx. 16 min. in length), review an informational handout, then sign a designated form.
 - v. While we think we should make this information available to our parents as well as athletes, and encourage them to review the video as well as the informational handout, we do not think that we should require them to sign a designated form.
 - vi. Access to both videos as well as informational handouts can be found at the web site listed above.

Respectively submitted:



John Pristash, Safety Coordinator