

CSP Tideriders Summer Invitational - 6/24/2011 to 6/26/2011

CSP Tideriders Summer Invitational, Sanction #: 5363

June 24 - 26, 2011

Results

#1 Girls 13-14 200 Meter IM

Sponsor: The Allen Family

The Trimble Family

Meet Record: 2:26.49R 2009 Emma B Smith

Name	Age	Team	Finals Time
A - Final			
1 Farley-Sepe, Kierston	13	WEST-IL	2:29.11
	31.55	1:09.95	1:55.39
2 Finlay, Sarah R	13	CSP-OZ	2:31.74
	32.97	1:11.32	1:58.46
3 Chon, Eun Sol	14	HAWG-AR	2:33.15
	32.74	1:13.24	1:58.31
4 Caldwell, Courtney K	13	LA-MV	2:34.15
	32.57	1:12.96	2:01.21
5 Roberts, Shannon C	14	COPS-NT	2:35.25
	34.81	1:14.07	2:01.70
6 Welty, Lydia D	13	CSP-OZ	2:35.96
	34.39	1:12.63	2:00.49
7 Clevenger, Robyn N	13	SSC-IN	2:36.17
	32.59	1:13.45	2:01.77
8 Haralson, Delaney L	13	LRAD-AR	2:41.92
	36.46	1:18.00	2:05.02

B - Final

9 Ahls, Charlotte L	14	SSC-IN	2:35.98
	33.57	1:14.42	2:00.94
10 Burleson, Shelby E	14	LRAD-AR	2:36.15
	33.91	1:13.23	2:01.67
11 Cox, Maggie N	14	CSP-OZ	2:37.69
	36.86	1:17.67	2:01.53
12 Sisson, Nikki L	14	SPA-AR	2:37.84
	33.75	1:15.77	2:02.49
13 Sutherlin, Kylie B	13	SSC-IN	2:38.27
	34.49	1:15.12	2:03.57
14 Maurer, Nicole A	14	CSP-OZ	2:40.89
	34.79	1:16.90	2:06.74
15 Reichert, Ashley A	14	CSP-OZ	2:41.43
	36.27	1:17.06	2:05.08
16 Adams, Ashton E	13	PAWW-IL	2:46.27
	36.84	1:20.31	2:10.61

#1 Girls 13-14 200 Meter IM


Sponsor: The Allen Family

The Trimble Family

Meet Record: 2:26.49R 2009 Emma B Smith

Name	Age	Team	Prelim Time
Preliminaries			
1 Chon, Eun Sol	14	HAWG-AR	2:37.13
	33.98	1:15.18	2:01.43
2 Caldwell, Courtney K	13	LA-MV	2:37.78
	33.05	1:14.17	2:04.00
3 Welty, Lydia D	13	CSP-OZ	2:38.16
	34.86	1:15.06	2:02.37
4 Farley-Sepe, Kierston	13	WEST-IL	2:38.18
	32.89	1:14.63	2:02.18
5 Roberts, Shannon C	14	COPS-NT	2:38.78
	34.97	1:14.46	2:02.94
6 Finlay, Sarah R	13	CSP-OZ	2:40.00
	33.64	1:12.53	2:05.01
7 Clevenger, Robyn N	13	SSC-IN	2:41.10
	34.00	1:16.92	2:05.34
8 Haralson, Delaney L	13	LRAD-AR	2:42.10
	37.28	1:18.89	2:06.51
9 Burleson, Shelby E	14	LRAD-AR	2:42.24
	35.53	1:16.32	2:04.90
10 Sutherlin, Kylie B	13	SSC-IN	2:43.10
	35.50	1:18.23	2:07.32
11 Ahls, Charlotte L	14	SSC-IN	2:43.31
	33.93	1:17.73	2:05.94
12 Sisson, Nikki L	14	SPA-AR	2:44.08
	33.02	1:17.66	2:07.47
13 Maurer, Nicole A	14	CSP-OZ	2:44.54
	36.10	1:18.53	2:08.83
14 Cox, Maggie N	14	CSP-OZ	2:44.64
	38.30	1:21.11	2:07.88
15 Reichert, Ashley A	14	CSP-OZ	2:45.10
	36.87	1:19.19	2:07.29
16 Adams, Ashton E	13	PAWW-IL	2:45.24
	37.63	1:20.29	2:10.70
17 Nelson, Madeline G	14	SPA-AR	2:45.86
	36.72	1:18.49	2:08.06
18 Sweet, Jordan L	13	LRAD-AR	2:46.05
	34.97	1:20.43	2:08.47

19 Treski, Olivia C	14	NSC-IN	2:46.17
	35.54	1:20.28	2:10.46
20 Clancy, Katie M	13	UN WE-IL	2:46.56
	38.05	1:23.70	2:07.71
21 Beatty, Lauren E	14	SPA-AR	2:46.64
	34.74	1:21.09	2:10.48
22 Holland, Carly F	14	HAWG-AR	2:47.15
	35.28	1:17.70	2:09.78
23 Mudd, Natalie M	13	SSC-IN	2:47.29
	38.32	1:22.09	2:11.20
24 Petersen, Kristen N	13	PKWY-OZ	2:47.58
	37.82	1:19.40	2:11.27
25 Christophersen, Emily	14	SSC-IN	2:48.28
	36.16	1:20.86	2:10.82
26 Donovan, Tanj M	14	HAWG-AR	2:48.91
	35.84	1:20.10	2:11.00
27 Wilkes, Jenna M	14	PKWY-OZ	2:50.18
	37.49	1:20.54	2:13.69
28 Crook, Kirsten L	14	PKWY-OZ	2:50.49
	36.87	1:20.29	2:13.97
29 Barnes, Allie L	13	SSC-IN	2:50.65
	36.06	1:21.55	2:11.96
30 Leif, Hannah R	13	SPA-AR	2:51.17
	37.18	1:21.44	2:13.96
31 Jarosinski, Jenna K	13	SSC-IN	2:51.32
	37.41	1:22.20	2:14.22
32 Ahern, Caitlin M	14	PAWW-IL	2:51.38
	35.03	1:21.51	2:10.60
33 Schienvar, Karin E	13	LRAD-AR	2:51.68
	36.14	1:21.02	2:13.61
34 Wells, Anna K	14	PKWY-OZ	2:51.92
	37.09	1:19.23	2:14.69
35 Ratliff, Emily E	13	SSC-IN	2:53.15
	39.75	1:25.33	2:14.25
36 Sisson, Kaylee K	13	SPA-AR	2:53.63
	35.14	1:19.95	2:53.63
37 Smarjesse, Kate H	14	PAWW-IL	2:54.18
	37.68	1:21.59	2:15.08
38 Booth, Hannah L	13	SSC-IN	2:54.80
	38.44	1:21.31	2:14.75
39 Daniels, Ashley N	13	CSP-OZ	2:55.36
	39.89	1:24.13	2:16.39
40 Sheets, Payton C	14	SPA-AR	2:55.71
	35.39	1:22.76	2:19.14



CSP Tideriders Summer Invitational - 6/24/2011 to 6/26/2011

CSP Tideriders Summer Invitational, Sanction #: 5363

June 24 - 26, 2011

Results

Preliminaries ... (#1 Girls 13-14 200 Meter IM)

41	King, Jessica T	14	SSC-IN	2:55.84
	38.66	1:23.49	2:16.78	2:55.84
42	Chadwell, Emma N	14	SPA-AR	2:56.07
	37.99	1:22.17	2:18.31	2:56.07
43	Haerle, Sarah W	13	NSC-IN	2:56.94
	38.51	1:25.04	2:17.04	2:56.94
44	Vestal, Madison R	14	PAWW-IL	2:58.04
	40.37	1:25.27	2:18.71	2:58.04
45	Wood, Jennifer A	14	RPLX-OZ	2:58.85
	40.49	1:24.34	2:21.27	2:58.85
46	Gill, Samantha A	14	CSP-OZ	2:59.19
	41.54	1:27.01	2:20.69	2:59.19
47	Tichenor, Allison R	13	RSCA-OZ	2:59.39
	40.00	1:27.77	2:20.40	2:59.39
48	Davies, Paige G	13	SSC-IN	3:00.11
	43.95	1:26.92	2:22.43	3:00.11
49	Morse, Stephanie M	13	RSCA-OZ	3:00.77
50	Malloy, Megan E	14	CSP-OZ	3:02.02
	37.43	1:26.32	2:21.15	3:02.02
51	Koss, Boo D	14	SPA-AR	3:02.17
	39.92	1:27.43	2:23.89	3:02.17
52	O'Malley, Hannah E	13	WEST-IL	3:02.71
	39.59	1:26.39	2:21.51	3:02.71
53	Zidell, Caroline A	13	WEST-IL	3:03.86
	42.10	1:30.35	2:22.80	3:03.86
54	Dodge, Sarah L	14	SPA-AR	3:03.98
	40.81	1:27.58	2:22.70	3:03.98
55	Kennedy, Katie M	13	SSC-IN	3:04.64
	41.06	1:27.54	2:22.54	3:04.64
56	Suek, Hanna	14	WEST-IL	3:05.03
	41.64	1:30.62	2:22.92	3:05.03
57	Ribordy, Madison M	13	PAWW-IL	3:05.50
	41.25	1:29.72	2:24.28	3:05.50
58	Carroll, Hannah M	13	PAWW-IL	3:05.85
	41.52	1:23.74	2:26.86	3:05.85
*59	Malecki, Courtney E	13	WEST-IL	3:08.84
	40.79	1:29.96	2:28.80	3:08.84
*59	Nandakumar, Akshaya	13	RSCA-OZ	3:08.84
61	Skor, Dani A	13	CSP-OZ	3:08.88
62	Katz, Julia M	13	NSC-IN	3:09.30
	39.86	1:28.47	2:28.16	3:09.30
63	Larkin, McKayla L	13	SPA-AR	3:09.52
	40.80	1:32.63	2:26.50	3:09.52

64	Baker, Katie A	14	SSC-IN	3:09.69
	43.30	1:32.40	3:09.69	
65	Russell, Caroline E	13	SSC-IN	3:11.26
	42.31	1:33.57	2:27.69	3:11.26
66	LaFever, Kat C	13	LA-MV	3:11.62
	38.87	1:31.74	2:25.78	3:11.62
*67	Allen, Sophie J	13	CSP-OZ	3:12.38
*67	Baker, Elizabeth J	13	CSP-OZ	3:12.38
	44.33	1:34.43	2:31.51	3:12.38
69	Neilson, Katie M	13	PAWW-IL	3:12.42
	42.99	1:33.49	2:32.15	3:12.42
*70	Garrison, Gabrielle M	14	SPA-AR	3:12.68
	45.75	2:29.65	3:12.68	
*70	Ginsberg, Alexandra J	13	LA-MV	3:12.68
72	Nagy, Greta S	13	CSP-OZ	3:16.96
	44.31	1:33.27	2:34.71	3:16.96
73	Potts, Kelsey R	13	LA-MV	3:20.46
	45.25	2:44.55	3:20.46	
*74	Ryan, Jessica C	13	CSP-OZ	3:30.84
	46.51	1:41.27	2:43.27	3:30.84
*74	Lesh, Rachel N	13	NSC-IN	3:30.84
76	Wolfgram, Lizzie A	13	CSP-OZ	3:31.28

#2 Boys 13-14 200 Meter IM

Sponsor: The Schott Family

The Trimble Family

Meet Record: 2:22.06R 2011 Blair C Bish

Name	Age	Team	Finals Time
A - Final			
1	Bish, Blair C	14	LRAD-AR 2:22.06R
	32.11	1:08.07	1:48.50 2:22.06
2	Petrich, Evan M	14	SPA-AR 2:24.13
	34.38	1:12.22	1:52.70 2:24.13
3	Reichert, Christopher I	14	CSP-OZ 2:28.04
	32.75	1:09.25	1:53.86 2:28.04
4	Young, Joe A	14	SSC-IN 2:28.43
	33.16	1:10.45	1:56.08 2:28.43
5	Clark, Wilson L	14	SSC-IN 2:30.00
	33.84	1:14.48	1:56.51 2:30.00
6	Bousky, Alex J	14	PAWW-IL 2:30.18
	32.67	1:13.41	1:56.78 2:30.18
7	Andrews, Justin M	13	CSP-OZ 2:31.79
	32.95	1:12.76	1:58.57 2:31.79
8	Hedgecock, John N	14	HAWG-AR 2:35.49
	33.74	1:12.19	2:00.32 2:35.49

B - Final

9	O'Bryan, Lucas K	14	WEST-IL 2:34.98
	32.59	1:13.29	2:00.30 2:34.98
10	Tieke, Zach W	14	WEST-IL 2:35.51
	31.17	1:11.56	2:02.36 2:35.51
11	Oh, Samuel	13	PKWY-OZ 2:35.79
	33.75	1:14.29	2:00.35 2:35.79
12	Stone, Jacob M	13	SALU-OZ 2:38.81
	34.11	1:18.26	2:04.81 2:38.81
13	Teague, Quinn H	14	SSC-IN 2:39.42
	33.68	1:15.43	2:04.34 2:39.42
14	Heye, Thomas E	13	LRAD-AR 2:40.00
	35.59	1:17.82	2:04.28 2:40.00
15	Pyzdrowski, Jonathan	14	WEST-IL 2:40.91
	35.80	1:18.03	2:07.05 2:40.91
---	Kratka, Martin D	14	WEST-IL DQ
	33.92	1:15.43	2:06.16 DQ

#2 Boys 13-14 200 Meter IM

Sponsor: The Schott Family

The Trimble Family

Meet Record: 2:22.06R 2011 Blair C Bish

Name	Age	Team	Prelim Time
Preliminaries			
1	Bish, Blair C	14	LRAD-AR 2:26.25
	31.29	1:08.92	1:50.46 2:26.25
2	Petrich, Evan M	14	SPA-AR 2:27.93
	33.80	1:12.28	1:54.70 2:27.93
3	Young, Joe A	14	SSC-IN 2:30.07
	32.31	1:10.79	1:56.37 2:30.07
4	Bousky, Alex J	14	PAWW-IL 2:31.27
	32.85	1:12.50	1:57.42 2:31.27
5	DE Simon, Danny M	14	RSCA-OZ 2:35.49
	34.36	1:12.70	2:35.49
6	Reichert, Christopher I	14	CSP-OZ 2:36.37
	32.75	1:12.33	2:00.44 2:36.37
7	Clark, Wilson L	14	SSC-IN 2:36.88
	35.27	1:18.33	2:01.05 2:36.88
8	Hedgecock, John N	14	HAWG-AR 2:38.16
	35.88	1:15.87	2:02.95 2:38.16
9	Andrews, Justin M	13	CSP-OZ 2:38.67
	34.18	1:15.25	2:03.90 2:38.67
10	O'Bryan, Lucas K	14	WEST-IL 2:40.55
	34.28	1:17.05	2:04.02 2:40.55




CSP Tideriders Summer Invitational - 6/24/2011 to 6/26/2011

CSP Tideriders Summer Invitational, Sanction #: 5363

June 24 - 26, 2011

Results

Preliminaries ... (#2 Boys 13-14 200 Meter IM)														
11	Stone, Jacob M	13	SALU-OZ	2:40.96	32	Kolleck, Trey A	14	NSC-IN	2:50.10	54	Hurlock, Patrick M	13	NSC-IN	3:07.16
						36.08	1:17.52	2:13.22	2:50.10		45.13	1:32.97	2:27.93	3:07.16
				2:40.96	33	Hunt, Jason E	14	HAWG-AR	2:50.33	55	Schmiedeler, Cooper F	14	LA-MV	3:07.68
						38.14	1:20.02	2:15.02	2:50.33		39.85	1:27.58	2:26.09	3:07.68
12	Beam, Austin H	13	EDWY-OZ	2:41.10	34	Reichert, Nicholas C	14	CSP-OZ	2:50.41	56	Hatton, Jace C	13	HAWG-AR	3:08.90
						37.88	1:23.14	2:11.47	2:50.41		46.60	1:35.56	2:30.74	3:08.90
				2:41.10	35	McBride, Brett P	14	CSP-OZ	2:50.84	57	Glowniak, Brian R	13	WEST-IL	3:14.29
						35.17	1:19.19	2:11.44	2:50.84		48.91	1:38.64	2:34.68	3:14.29
13	Oh, Samuel	13	PKWY-OZ	2:41.19	36	Christensen, Luke T	13	PKWY-OZ	2:51.13	58	Reiter, Matt G	13	RSCA-OZ	3:18.88
						36.74	1:20.34	2:13.67	2:51.13		42.45	1:31.71	2:36.88	3:18.88
				2:41.19	37	Powell, Brian R	13	WEST-IL	2:51.56	59	Cowsik, Aditya R	13	CSP-OZ	3:19.62
						35.75	1:21.22	2:15.40	2:51.56		41.24	1:32.75	2:33.64	3:19.62
14	Heye, Thomas E	13	LRAD-AR	2:42.43	38	Teague, Levi C	14	SSC-IN	2:51.76	60	Graham, Eric C	13	CSP-OZ	3:21.12
						34.54	1:19.39	2:13.33	2:51.76		42.74	1:33.35	2:40.49	3:21.12
				2:42.43	39	Ross, Joe A	13	PKWY-OZ	2:51.98	---	Halliburton, T.J. J	13	UNA-OZ	DQ
						35.64	1:22.51	2:12.98	2:51.98		38.96	1:24.23	2:28.09	DQ
15	Kratka, Martin D	14	WEST-IL	2:43.03	40	Fabian, Connor J	14	WEST-IL	2:53.04	#3 Girls Open 200 Meter IM				
						41.39	1:26.49	2:13.80	2:53.04	Sponsor: The Allen Family				
				2:43.03	41	Petersen, Matthew J	13	PKWY-OZ	2:53.51	The Trimble Family				
						39.04	1:20.63	2:16.20	2:53.51	Meet Record: 2:23.36R 2011 Julia A Kucherich				
16	Tieke, Zach W	14	WEST-IL	2:43.08	42	Wilson, Harrison D	14	NSC-IN	2:55.02	Name Age Team Finals Time				
						37.71	1:21.67	2:17.18	2:55.02	A - Final				
				2:43.08	43	Waterman, Tyler S	14	CSP-OZ	2:55.71	1	Kucherich, Julia A	19	UN-AR	2:23.36R
17	Teague, Quinn H	14	SSC-IN	2:43.35	44	Neaveill, Sam N	13	PAWW-IL	2:56.42		31.58		1:50.48	2:23.36
						38.05	1:21.46	2:21.87	2:56.42	2	Stoughton, Becky L	18	PAWW-IL	2:26.09
				2:43.35	45	Zimmerman, Joshua A	13	PKWY-OZ	2:56.79		30.91	1:08.26	1:53.00	2:26.09
18	Pyzdrowski, Jonathan	14	WEST-IL	2:43.92	46	Kapp, Samuel A	14	SSC-IN	2:58.02	3	Garrison, Jessie L	15	LRAD-AR	2:26.43
						37.83	1:23.22	2:16.99	2:56.79		31.90	1:09.52	1:54.24	2:26.43
				2:43.92	47	Brunelli, Brandon C	13	SSC-IN	2:58.65	4	Goessling, Annie B	17	CSP-OZ	2:27.90
19	Heidecker, Josh J	14	NSC-IN	2:43.94	48	Thompson, Jack L	14	SSC-IN	3:00.97		32.42	1:11.96	1:53.26	2:27.90
						36.27	1:27.72	2:17.99	2:58.65	5	Stein, Gretchen A	17	SPA-AR	2:29.63
				2:43.94	49	Young, Toby B	13	CSP-OZ	3:01.33		32.47	1:11.32	1:57.02	2:29.63
20	Pircon, Adam W	14	WEST-IL	2:43.99	50	Hescott, PJ J	14	HAWG-AR	3:02.03	6	Wall, Maddie L	17	CSP-OZ	2:31.93
						39.30		2:21.96	3:02.03		32.25	1:11.81	1:57.33	2:31.93
				2:43.99	51	LaValle, Albert D	13	WEST-IL	3:05.70	7	Holtzen, Jenny M	17	HAWG-AR	2:32.40
21	Smith, Craig J	13	WEST-IL	2:44.15	52	Litteken, Andrew J	14	CSP-OZ	3:06.30		34.26	1:14.66	1:57.33	2:32.40
						42.51	1:30.35	2:22.89	3:05.70	8	Krane, Elizabeth W	17	CSP-OZ	2:35.76
				2:44.15	53	Crocker, Peter B	13	CSP-OZ	3:06.86	B - Final				
22	Smith, Andrew C	14	SPA-AR	2:44.41					3:06.86	9	Lunkenheimer, Lisa M	21	HAWG-AR	2:32.69
						40.12	1:25.53	2:26.97	3:06.30		32.27	1:13.08	1:58.17	2:32.69
				2:44.41					3:06.30	10	Hertzler, Aubrey K	19	SSC-IN	2:32.86
23	Wood, Brisco A	13	SSC-IN	2:45.52					3:06.86		32.37	1:11.67	1:58.65	2:32.86
						40.93	1:28.52	2:26.08	3:06.86					
				2:45.52										
24	Knasel, Justin K	14	CSP-OZ	2:45.94										
				2:45.94										
25	Edwards, Benjamin F	13	CSP-OZ	2:47.06										
				2:47.06										
26	Bonnett, Andrew D	13	PKWY-OZ	2:48.38										
				2:48.38										
27	Nester, Michael D	13	CSP-OZ	2:48.46										
				2:48.46										
28	Brunelli, Joe G	14	SSC-IN	2:48.49										
				2:48.49										
29	Kalessa, Dylan M	14	RPLX-OZ	2:48.50										
				2:48.50										
30	Schott, Collin J	13	CSP-OZ	2:48.74										
				2:48.74										
31	Lay, Josh C	14	PKWY-OZ	2:49.13										
				2:49.13										



CSP Tideriders Summer Invitational - 6/24/2011 to 6/26/2011

CSP Tideriders Summer Invitational, Sanction #: 5363

June 24 - 26, 2011

Results

B - Final ... (#3 Girls Open 200 Meter IM)

11	Qualy, Madison S	17	CSP-OZ	2:34.86
	35.02	1:16.15	1:58.77	2:34.86
12	Kokenyesi, Rachel A	16	CSP-OZ	2:35.25
	33.33	1:10.60	1:59.14	2:35.25
13	Coady, Jennifer J	16	WEST-IL	2:36.31
	33.86	1:14.43	2:00.37	2:36.31
14	Sverrisdottir, Sigrun B	21	HAWG-AR	2:36.37
	32.88	1:13.28	2:03.62	2:36.37
15	Maurer, Taylor M	16	CSP-OZ	2:36.58
	34.76	1:15.80	2:01.11	2:36.58
16	Burroughs, Andi C	16	LRAD-AR	2:39.36
	33.96	1:15.63	2:01.20	2:39.36

C - Final

17	Stiegemeyer, Grace G	15	CSP-OZ	2:33.84
	33.32	1:13.82	2:00.61	2:33.84
18	Whitbeck, Lizzy S	18	HAWG-AR	2:33.86
	32.68	1:12.18	1:58.59	2:33.86
19	Schroeder, Maria N	15	RPLX-OZ	2:35.46
	33.25	1:15.39	2:02.55	2:35.46
20	Westlake, Gloria R	17	RPLX-OZ	2:36.79
	34.57	1:15.44	2:00.87	2:36.79
21	Vitek, Elly C	16	WEST-IL	2:38.06
	34.05	1:14.71	2:01.74	2:38.06
22	Chang, Ally	16	PAWW-IL	2:40.05
	34.20	1:16.36	2:03.34	2:40.05
23	Heidkamp, Genna M	17	WEST-IL	2:41.28
	33.19	1:14.40	2:04.80	2:41.28
---	Pavich, Lindsay M	17	WEST-IL	DQ
	34.43	1:15.93	2:01.66	DQ

#3 Girls Open 200 Meter IM

Sponsor: The Allen Family

The Trimble Family

Meet Record: 2:23.36R 2011 Julia A Kucherich

Name	Age	Team	Prelim Time
Preliminaries			
1	Stoughton, Becky L	18 PAWW-IL	2:27.37
	32.27	1:09.18	1:53.84
2	Kucherich, Julia A	19 UN-AR	2:28.48
	33.15	1:10.21	1:55.48
3	Garrison, Jessie L	15 LRAD-AR	2:29.89
	32.54	1:11.73	1:55.70

4	Goessling, Annie B	17	CSP-OZ	2:29.92
	33.09	1:11.72	1:54.95	2:29.92
5	Holtzen, Jenny M	17	HAWG-AR	2:32.97
	34.11	1:14.59	1:57.40	2:32.97
6	Wall, Maddie L	17	CSP-OZ	2:33.21
	32.22	1:12.09	1:58.67	2:33.21
7	Stein, Gretchen A	17	SPA-AR	2:33.58
	32.41	1:13.24	1:59.37	2:33.58
8	Krane, Elizabeth W	17	CSP-OZ	2:34.51
	33.03	1:14.11	1:59.23	2:34.51
9	Hertzler, Aubrey K	19	SSC-IN	2:34.95
	34.27	1:13.38	2:00.33	2:34.95
10	Lunkenheimer, Lisa M	21	HAWG-AR	2:35.16
	32.84	1:12.67	1:58.75	2:35.16
11	Kokenyesi, Rachel A	16	CSP-OZ	2:35.22
	33.11	1:10.65	1:58.92	2:35.22
12	Maurer, Taylor M	16	CSP-OZ	2:35.30
	35.05	1:15.95	2:01.32	2:35.30
13	Coady, Jennifer J	16	WEST-IL	2:35.63
	33.90	1:14.86	1:59.84	2:35.63
14	Qualy, Madison S	17	CSP-OZ	2:35.67
	35.55	1:16.77	1:59.08	2:35.67
15	Sverrisdottir, Sigrun B	21	HAWG-AR	2:37.32
	32.32	1:13.74	2:04.68	2:37.32
16	Burroughs, Andi C	16	LRAD-AR	2:37.37
	33.92	1:15.79	1:59.69	2:37.37
17	Lundstrom, Heather M	16	PKWY-OZ	2:37.82
	33.14	1:15.20	2:04.19	2:37.82
18	Vitek, Elly C	16	WEST-IL	2:38.43
	34.31	1:13.24	2:01.80	2:38.43
19	Schroeder, Maria N	15	RPLX-OZ	2:38.47
	34.75	1:17.61	2:05.07	2:38.47
20	Pavich, Lindsay M	17	WEST-IL	2:38.84
	34.10	1:15.18	2:01.57	2:38.84
21	Chang, Ally	16	PAWW-IL	2:38.85
	34.38	1:16.80	2:04.39	2:38.85
22	Heidkamp, Genna M	17	WEST-IL	2:39.31
	33.34	1:14.68	2:04.17	2:39.31
23	Grabill, Phoebe W	15	LA-MV	2:39.63
	34.30	1:16.54	2:03.70	2:39.63
24	Stiegemeyer, Grace G	15	CSP-OZ	2:39.98
	34.47	1:17.98	2:05.62	2:39.98

25	Westlake, Gloria R	17	RPLX-OZ	2:40.24
	36.66	1:17.78	2:03.81	2:40.24
26	Whitbeck, Lizzy S	18	HAWG-AR	2:40.33
	35.11	1:16.05	2:03.84	2:40.33
27	Spencer, Evyn R	17	RSCA-OZ	2:40.46
	35.43	1:16.03	2:04.95	2:40.46
28	Walker, Kelsie M	15	SALU-OZ	2:40.72
	34.44	1:15.46	2:06.68	2:40.72
29	Fisher, Hannah M	15	PAWW-IL	2:41.12
	35.01	1:17.71	2:07.12	2:41.12
30	Fauska, Sarah R	15	CSP-OZ	2:41.22
	37.98	1:20.06	2:07.06	2:41.22
31	Carter-Brooks, Deneer	15	SPA-AR	2:41.50
	35.33	1:16.98	2:06.60	2:41.50
32	Seidel, Kiersten R	16	PAWW-IL	2:41.59
	35.09	1:15.27	2:06.87	2:41.59
33	Worthington, Kristen F	16	WEST-IL	2:42.52
	34.56	1:16.09	2:06.04	2:42.52
34	Metz, Emma C	15	SPA-AR	2:42.81
	35.92	1:19.02	2:08.21	2:42.81
35	Mullenix, Morgan A	17	CSP-OZ	2:42.85
	35.32	1:17.51	2:07.04	2:42.85
36	Shurmur, Allyson E	18	CSP-OZ	2:43.12
	37.15	1:18.84	2:06.00	2:43.12
37	Sikora, Danielle G	15	CSP-OZ	2:43.57
	15.07	35.34	2:43.57	2:43.57
38	Grimm, Kayla M	15	RPLX-OZ	2:43.65
	37.00	1:18.86	2:06.48	2:43.65
39	Milborn, Molly K	19	SSC-IN	2:43.72
	32.73	1:17.85	2:06.54	2:43.72
40	Kearbey, Katie E	17	SPA-AR	2:43.76
	34.20	1:22.64	2:06.91	2:43.76
41	Odrowski, Annie M	15	LA-MV	2:43.98
	35.26	1:16.80	2:07.48	2:43.98
42	Miles, Maggie M	15	PAWW-IL	2:44.03
	36.02	1:15.84	2:06.66	2:44.03
43	Wall, Emma R	16	SPA-AR	2:44.06
	34.36	1:16.31	2:05.69	2:44.06
44	George, Ellie M	15	CSP-OZ	2:44.53
	33.85	1:16.90	2:06.78	2:44.53
45	Glogoza, Meghan E	16	CSP-OZ	2:44.91
	34.66	1:19.06	2:07.42	2:44.91
46	Wickham, Haley R	16	WEST-IL	2:45.20
	34.18	1:19.27	2:06.25	2:45.20



CSP Tideriders Summer Invitational - 6/24/2011 to 6/26/2011

CSP Tideriders Summer Invitational, Sanction #: 5363

June 24 - 26, 2011

Results

Preliminaries ... (#3 Girls Open 200 Meter IM)

*47 Holm, Rachel L	15	CRCY-OZ	2:45.93
34.64	1:16.62	2:06.30	2:45.93
*47 Veselik, Hannah V	17	WEST-IL	2:45.93
33.53	1:19.01	2:09.33	2:45.93
49 Newlon, Angela N	16	YOSI-OZ	2:46.25
34.57	1:17.40	2:08.43	2:46.25
50 Iwanicki, Alex A	17	UN WE-IL	2:46.28
34.54	1:16.56	2:09.35	2:46.28
51 Crocker, Samm J	15	CSP-OZ	2:46.29
34.35	1:16.64	2:13.00	2:46.29
52 Barron, Maureen T	16	WEST-IL	2:46.58
36.32	1:18.90	2:07.23	2:46.58
53 Shurmur, Erica L	17	CSP-OZ	2:47.20
34.69	1:18.50	2:09.34	2:47.20
54 Mudd, Courtney N	17	SSC-IN	2:47.38
35.81	1:19.73	2:10.36	2:47.38
55 Troy, Taylor N	17	WEST-IL	2:48.15
35.39	1:18.39	2:09.77	2:48.15
56 Herbig, Julia M	17	CSP-OZ	2:48.40
35.61	1:19.84	2:12.18	2:48.40
57 Reisinger, Lily V	15	CSP-OZ	2:48.76
37.04	1:18.71	2:11.76	2:48.76
58 Rill, Gigi P	15	CSP-OZ	2:48.98
39.12	1:23.14	2:10.95	2:48.98
59 Strickler, Alison C	16	RPLX-OZ	2:49.33
36.08	1:18.52	2:11.41	2:49.33
60 Coe, Courtney M	16	RPLX-OZ	2:49.37
34.76	1:18.30	2:12.73	2:49.37
61 Querciagrossa, Katie F	15	PAWW-IL	2:49.59
38.10	1:22.42	2:12.43	2:49.59
62 Donaldson, Emma L	17	NSC-IN	2:49.72
38.20	1:24.78	2:10.72	2:49.72
63 Vinyard, Dana D	17	WEST-IL	2:50.37
37.32	1:20.33	2:11.87	2:50.37
64 Wilmsen, Madeleine C	15	RSCA-OZ	2:50.55
37.50	1:20.22	2:10.76	2:50.55
65 Talley, Michal A	15	RPLX-OZ	2:51.07
36.40	1:21.57	2:14.40	2:51.07
66 Riegel, Meghan T	17	PKWY-OZ	2:51.13
38.71	1:23.73	2:13.81	2:51.13
67 Ross, Emily R	16	PKWY-OZ	2:52.84
36.44	1:22.51	2:15.44	2:52.84

68 Krimmel, Gabby M	12	RPLX-OZ	2:52.98
36.99	1:21.50	2:12.68	2:52.98
69 Kuan, Ashlee A	15	SALU-OZ	2:53.07
39.18	1:23.44	2:15.61	2:53.07
70 Bach, Meghan	15	CSP-OZ	2:53.76
37.82	1:20.72	2:12.97	2:53.76
71 King, Natalie G	15	UNA-OZ	2:53.86
40.28	1:22.71	2:15.25	2:53.86
72 Statzer, Gigi V	18	CSP-OZ	2:54.06
38.97	1:26.18	2:15.79	2:54.06
73 Barger, Sarah K	16	RSCA-OZ	2:54.33
37.98	1:24.21	2:15.15	2:54.33
74 Thro, Gabrielle F	15	YOSI-OZ	2:54.81
34.61	1:19.82	2:13.41	2:54.81
75 Zinselmeier, Kaitlin E	16	PKWY-OZ	2:56.33
38.13	1:23.15	2:17.53	2:56.33
76 Everett, Elizabeth M	15	WEST-IL	2:57.19
38.51	1:25.47	2:19.16	2:57.19
77 Dunn, Alex N	15	CSP-OZ	2:58.51
39.96	1:25.35	2:17.64	2:58.51
78 Franks, Jillian E	15	CSP-OZ	2:58.99
38.78	1:20.90	2:17.30	2:58.99
79 Robinson, Ashley E	16	PKWY-OZ	3:01.06
36.49	1:21.86	2:18.62	3:01.06
*80 Schuette, Jessica M	16	RPLX-OZ	3:01.45
38.16	1:25.92	2:21.05	3:01.45
*80 Rempe, Shannon K	17	PKWY-OZ	3:01.45
38.94	1:29.10	2:22.50	3:01.45
82 Smarjesse, Cara R	16	PAWW-IL	3:01.59
	1:24.91	2:20.35	3:01.59
83 Isaacson, Megan L	15	WEST-IL	3:02.23
41.08		2:22.62	3:02.23
84 Miller, Kelly A	16	PAWW-IL	3:06.27
40.73	1:27.30	2:27.43	3:06.27
85 Sigler, Austyn R	17	SALU-OZ	3:16.20
46.12	1:35.03	2:29.23	3:16.20
--- Gibbons, Grace E	15	WEST-IL	DQ
36.63	1:18.53	2:09.61	DQ


#4 Boys Open 200 Meter IM

Sponsor: The Allen Family

The Trimble Family

Meet Record: 2:09.00R 2011 Matt D Elliott

Name	Age	Team	Finals Time
A - Final			
1 Elliott, Matt D	18	PAWW-IL	2:09.00R
28.91	1:03.54	1:38.43	2:09.00
2 Haefner, Michael J	21	CARD-KY	2:12.65
28.57	1:04.23	1:41.06	2:12.65
3 Querciagrossa, Jake J	20	UN WV-W	2:15.83
29.86	1:04.17	1:45.28	2:15.83
4 Sun, Ravi W	16	LRAD-AR	2:15.84
29.96	1:03.77	1:44.83	2:15.84
5 Querciagrossa, Jon L	18	PAWW-IL	2:18.07
29.43	1:04.56	1:46.81	2:18.07
6 Sloan, Ben P	16	LA-MV	2:18.66
28.39	1:03.69	1:46.81	2:18.66
7 Thomas, Dexter W	17	HAWG-AR	2:19.99
30.49	1:07.17	1:46.98	2:19.99
8 Wood, Steve S	21	SALU-OZ	2:21.50
29.30	1:07.18	1:47.88	2:21.50
B - Final			
9 Schranck, Andrew F	21	EDWY-OZ	2:20.78
29.35	1:04.57	1:47.12	2:20.78
10 Butler, Philip J	16	NSC-IN	2:21.31
30.64	1:06.51	1:49.10	2:21.31
11 Collier, Sam C	19	RSCA-OZ	2:22.07
30.15	1:07.62	1:50.04	2:22.07
12 Sloan, Luke F	15	CSP-OZ	2:22.47
30.69	1:08.01	1:51.17	2:22.47
13 Schimmelpfenning, Ja	15	PAWW-IL	2:22.70
29.75	1:07.10	1:51.56	2:22.70
14 Glogoza, Alex J	17	CSP-OZ	2:23.22
31.25	1:08.56	1:52.25	2:23.22
15 Neaveill, Chris D	16	PAWW-IL	2:25.12
29.28	1:08.90	1:52.09	2:25.12
--- Andregg, Zachary E	17	LA-MV	DQ
29.23	1:06.87	1:50.97	DQ
C - Final			
17 Hanold, Noah R	15	PAWW-IL	2:19.49
30.82	1:06.11	1:46.64	2:19.49



CSP Tideriders Summer Invitational - 6/24/2011 to 6/26/2011

CSP Tideriders Summer Invitational, Sanction #: 5363

June 24 - 26, 2011

Results

C - Final ... (#4 Boys Open 200 Meter IM)

18 Peters, Bryce A	17	WEST-IL	2:20.18	11 Andregg, Zachary E	17	LA-MV	2:22.92	32 Haefner, Brandon D	15	HAWG-AR	2:30.68
29.12	1:06.00	1:48.00	2:20.18	28.64	1:06.62	1:50.91	2:22.92	33.03	1:12.54	1:56.85	2:30.68
19 Stein, Christopher M	15	SPA-AR	2:25.46	12 Butler, Philip J	16	NSC-IN	2:23.03	33 Cross, Thomas B	15	SSC-IN	2:30.70
32.22	1:08.28	1:52.03	2:25.46	31.92	1:07.92	1:51.25	2:23.03	32.19	1:11.94	1:55.19	2:30.70
20 Marler, Justin K	16	RPLX-OZ	2:25.52	13 Schranck, Andrew F	21	EDWY-OZ	2:24.67	34 Mapel, Eddie A	16	WEST-IL	2:30.84
31.50	1:06.81	1:50.54	2:25.52	30.20	1:06.85	1:50.60	2:24.67	34.84	1:13.80	1:54.54	2:30.84
21 Finlay, Jack B	15	CSP-OZ	2:25.79	14 Schimmelpfenning, Ja	15	PAWW-IL	2:24.79	35 McGinnis, Connor J	17	SEAL-OZ	2:30.91
30.85	1:08.26	1:51.26	2:25.79	29.61	1:07.38	1:53.53	2:24.79	33.15	1:09.76	1:56.42	2:30.91
22 Kelley, Rick W	16	SSC-IN	2:25.98	15 Glozoga, Alex J	17	CSP-OZ	2:25.25	36 Suek, Nathan	16	UN WE-IL	2:30.99
29.24	1:08.10	1:53.78	2:25.98	32.42	1:09.01	1:53.77	2:25.25	30.84	1:11.93	1:57.34	2:30.99
23 Zeurcher, Zach M	17	SSC-IN	2:29.58	16 Neaveill, Chris D	16	PAWW-IL	2:25.37	37 Daminato, Josh A	16	RSCA-OZ	2:31.10
30.90	1:12.26	1:55.47	2:29.58	29.67	1:09.66	1:53.65	2:25.37	33.41	1:12.56	1:59.09	2:31.10
24 Knasel, Garrett T	15	CSP-OZ	2:31.82	17 Finlay, Jack B	15	CSP-OZ	2:25.41	38 Bish, Austin J	17	LRAD-AR	2:31.32
31.52	1:13.17	1:58.44	2:31.82	30.88	1:08.09	1:50.43	2:25.41	30.99	1:11.89	1:56.43	2:31.32
				18 Rogers, Zach R	15	PKWY-OZ	2:25.55	39 Smith, Mark L	16	WEST-IL	2:31.93
				30.65	1:08.23	1:53.17	2:25.55	31.03	1:11.18	1:57.65	2:31.93
				19 Stein, Christopher M	15	SPA-AR	2:25.66	40 Noble, Easton W	16	CSP-OZ	2:31.99
				32.58	1:09.87	1:53.84	2:25.66	32.55		1:57.87	2:31.99
				20 Benage, Tim C	18	CSP-OZ	2:26.09	*41 Baker, Collin M	17	SSC-IN	2:32.18
				28.94	1:08.95	1:54.73	2:26.09	33.24	1:13.18	1:55.92	2:32.18
				21 Peters, Bryce A	17	WEST-IL	2:27.09	*41 Ries, Deven G	16	PAWW-IL	2:32.18
				30.83	1:09.54	1:52.99	2:27.09	33.08	1:14.63	1:59.75	2:32.18
				22 Zeurcher, Zach M	17	SSC-IN	2:27.11	43 Weibel, Brendan A	15	WEST-IL	2:32.37
				30.30	1:10.00	1:54.10	2:27.11	31.74	1:12.24	1:57.52	2:32.37
				23 Marler, Justin K	16	RPLX-OZ	2:27.53	44 Masters, Michael J	16	SSC-IN	2:32.67
				31.51	1:08.06	1:52.57	2:27.53	31.68	1:11.57	1:58.34	2:32.67
				24 Kelley, Rick W	16	SSC-IN	2:28.33	45 Newton, Destry A	18	CSP-OZ	2:32.68
				29.91	1:10.23	1:55.06	2:28.33	31.34	1:12.25	1:59.17	2:32.68
				25 Mielke, Derek T	15	PKWY-OZ	2:28.80	46 Brown, Riley J	15	PKWY-OZ	2:33.30
				31.82	1:11.15	1:55.33	2:28.80	31.89	1:10.03	1:58.59	2:33.30
				26 Hanold, Noah R	15	PAWW-IL	2:29.07	47 Schroyer, Connor S	16	WEST-IL	2:33.78
				33.48	1:11.13	1:53.47	2:29.07	30.78	1:10.95	2:00.24	2:33.78
				27 Knasel, Garrett T	15	CSP-OZ	2:29.74	48 Smith, Drew T	17	RPLX-OZ	2:33.83
				32.15	1:11.84	1:56.77	2:29.74	33.68	1:13.89	1:57.47	2:33.83
				28 Heye, Christopher W	15	LRAD-AR	2:30.05	49 Kraus, Mitch J	15	RPLX-OZ	2:33.87
				33.65	1:13.06	1:54.64	2:30.05	32.59	1:14.85	1:58.57	2:33.87
				29 Schildknecht, Calvin E	26	LRAD-AR	2:30.52	50 Hunt, Austin A	16	HAWG-AR	2:34.08
				30.35	1:11.30	1:54.69	2:30.52	32.93	1:10.74	2:00.28	2:34.08
				30 Cohen, Stephen G	19	SALU-OZ	2:30.54	51 O'Shea, Will J	15	CSP-OZ	2:34.24
				32.62	1:13.39	1:56.87	2:30.54	32.17	1:09.70	1:58.57	2:34.24
				31 Winck, John R	17	NSC-IN	2:30.60	52 Brand, William E	15	SPA-AR	2:35.18
				31.59	1:11.49	1:57.05	2:30.60	31.13	1:11.88	2:00.18	2:35.18
								53 Schranck, Douglas E	21	EDWY-OZ	2:35.44
								30.39	1:12.12	1:59.80	2:35.44

#4 Boys Open 200 Meter IM

Sponsor: The Allen Family

The Trimble Family

Meet Record: 2:09.00R 2011 Matt D Elliott

Name	Age	Team	Prelim Time
Preliminaries			
1 Elliott, Matt D	18	PAWW-IL	2:12.53
29.32	1:04.10	1:40.84	2:12.53
2 Haefner, Michael J	21	CARD-KY	2:14.57
28.78	1:04.14	1:40.98	2:14.57
3 Sun, Ravi W	16	LRAD-AR	2:19.24
30.58	1:05.25	1:45.97	2:19.24
4 Thomas, Dexter W	17	HAWG-AR	2:19.49
30.72	1:07.03	1:47.50	2:19.49
5 Querciagrossa, Jake J	20	UN WV-W	2:19.84
30.78	1:05.41	1:47.42	2:19.84
6 Querciagrossa, Jon L	18	PAWW-IL	2:21.00
30.21	1:06.68	1:49.64	2:21.00
7 Wood, Steve S	21	SALU-OZ	2:21.47
29.26	1:06.09	1:46.98	2:21.47
8 Sloan, Ben P	16	LA-MV	2:21.80
29.52	1:05.85	1:49.58	2:21.80
9 Sloan, Luke F	15	CSP-OZ	2:22.39
30.71	1:07.14	1:50.95	2:22.39
10 Collier, Sam C	19	RSCA-OZ	2:22.75
29.59	1:07.13	1:50.45	2:22.75



CSP Tideriders Summer Invitational - 6/24/2011 to 6/26/2011

CSP Tideriders Summer Invitational, Sanction #: 5363

June 24 - 26, 2011

Results

Preliminaries ... (#4 Boys Open 200 Meter IM)

54	O'Malley, Ryan M	16	WEST-IL	2:35.49
	32.28	1:10.96	2:00.47	2:35.49
55	Holland, Colton T	17	HAWG-AR	2:35.68
	31.63	1:12.76	1:58.73	2:35.68
56	Chi, Will Y	17	PAWW-IL	2:36.04
	31.50	1:10.80	2:00.17	2:36.04
57	Flavin, Timothy E	15	PKWY-OZ	2:36.22
	35.60	1:18.28	2:02.84	2:36.22
58	Brunelli, Nicholas P	15	SSC-IN	2:36.33
	32.54	1:14.13	2:02.94	2:36.33
59	Quigley, Kian D	15	PKWY-OZ	2:36.48
	33.11	1:15.29	2:01.74	2:36.48
60	Barnes, Elliott H	15	CSP-OZ	2:36.74
	32.78	1:13.29	2:02.36	2:36.74
61	Gill, Zach T	15	NSC-IN	2:36.76
	32.43	1:13.61	2:01.42	2:36.76
62	Grass, Josh M	16	PKWY-OZ	2:36.79
	33.31	1:16.16	2:02.17	2:36.79
63	Flockenhaus, Peter D	17	SSC-IN	2:36.91
	32.50	1:11.50	1:59.90	2:36.91
64	Harlan, Nick S	17	PAWW-IL	2:36.96
	34.07	1:14.76	2:03.03	2:36.96
65	Parsons, Dustin L	16	SEAL-OZ	2:37.13
	32.33	1:12.29	2:02.11	2:37.13
66	Gramling, Jordan M	16	SEAL-OZ	2:37.83
	31.91	1:13.49	2:05.58	2:37.83
67	Hall, Ryan G	17	SALU-OZ	2:37.85
	33.14	1:12.70	2:02.63	2:37.85
68	Perry, Ryan A	17	SSC-IN	2:38.37
	32.75	1:14.44	1:59.49	2:38.37
69	Crell, Jacob S	18	SSC-IN	2:38.91
	34.27	1:17.07	2:01.81	2:38.91
70	Neaveill, Tyler A	18	PAWW-IL	2:39.09
	31.17	1:13.12	2:03.49	2:39.09
71	Bruder, Jeremy A	16	RSCA-OZ	2:39.28
	32.86	1:15.95	2:02.05	2:39.28
72	Wiedeman, Evan J	19	SSC-IN	2:40.34
	32.40	1:11.93	2:04.51	2:40.34
73	Brenner, Noah A	15	SSC-IN	2:40.36
	34.11	1:14.71	2:04.82	2:40.36
74	Munk, Connor J	16	LA-MV	2:40.60
	33.74	1:16.02	2:06.13	2:40.60

75	Riew, Bradley I	16	CSP-OZ	2:40.85
	35.41	1:17.95	2:02.19	2:40.85
76	Scott, Sam E	16	LRAD-AR	2:41.05
	32.22	1:16.16	2:04.08	2:41.05
77	Basler, Scott M	17	PKWY-OZ	2:41.43
	35.53	1:16.23	2:06.66	2:41.43
78	Beckmann, Christophe	15	CSP-OZ	2:41.46
	33.14	1:15.23	2:07.25	2:41.46
79	Werkema, Sean R	17	WEST-IL	2:42.56
	34.00	1:17.38	2:08.44	2:42.56
80	Johnson, Luke C	16	SSC-IN	2:42.99
	35.12	1:16.40	2:08.59	2:42.99
81	Domjan, Alec J	17	SEAL-OZ	2:43.49
	34.49	1:16.82	2:06.43	2:43.49
82	Candel, Alex A	16	WEST-IL	2:44.05
	37.12	1:19.85	2:07.39	2:44.05
83	Wood, Bobby C	15	RPLX-OZ	2:45.04
	37.45	1:20.11	2:06.52	2:45.04
84	Mayfield, Jesse L	16	SCCY-OZ	2:45.17
	33.84	1:18.40	2:08.00	2:45.17
85	Bradley, Trevor J	17	NSC-IN	2:46.55
	36.44	1:21.79	2:10.70	2:46.55
86	Koeniguer, Grant A	16	RSCA-OZ	2:55.14
	38.16	1:25.23	2:17.53	2:55.14
87	Peck, David A	15	PKWY-OZ	2:55.95
	34.01	1:22.75	2:15.33	2:55.95
---	Baker, Ryan R	15	RPLX-OZ	DQ
	31.45	1:10.16	1:52.42	DQ

#5 Girls 13-14 100 Meter Back
Sponsor: The Allen Family
The Varela Family
Meet Record: 43.62R 2009 Ally L Hembree

Name	Age	Team	Finals Time
A - Final			
1	Finlay, Sarah R	13	CSP-OZ 1:09.59
	34.57	1:09.59	
2	Holland, Carly F	14	HAWG-AR 1:11.26
	34.59	1:11.26	
3	Caldwell, Courtney K	13	LA-MV 1:11.35
	35.12	1:11.35	
4	Farley-Sepe, Kierston	13	WEST-IL 1:11.60
	34.82	1:11.60	
5	Roberts, Shannon C	14	COPS-NT 1:12.41
	35.38	1:12.41	

6	Mudd, Natalie M	13	SSC-IN	1:13.28
	35.10	1:13.28		
7	Burleson, Shelby E	14	LRAD-AR	1:13.31
	35.77	1:13.31		
8	Welty, Lydia D	13	CSP-OZ	1:13.32
	36.14	1:13.32		

B - Final

9	Sutherlin, Kylie B	13	SSC-IN	1:13.64
	35.79	1:13.64		
10	Clevenger, Robyn N	13	SSC-IN	1:14.55
	36.58	1:14.55		
11	Sisson, Kaylee K	13	SPA-AR	1:15.55
	36.76	1:15.55		
12	Reichert, Ashley A	14	CSP-OZ	1:16.16
	37.17	1:16.16		
13	Smarjesse, Kate H	14	PAWW-IL	1:17.49
	38.14	1:17.49		
14	Petersen, Kristen N	13	PKWY-OZ	1:17.53
	37.83	1:17.53		
15	Haralson, Delaney L	13	LRAD-AR	1:17.92
	38.19	1:17.92		
16	Wood, Jennifer A	14	RPLX-OZ	1:20.31
	38.42	1:20.31		

#5 Girls 13-14 100 Meter Back
Sponsor: The Allen Family
The Varela Family
Meet Record: 43.62R 2009 Ally L Hembree

Name	Age	Team	Prelim Time
Preliminaries			
1	Finlay, Sarah R	13	CSP-OZ 1:10.85
	34.95	1:10.85	
2	Caldwell, Courtney K	13	LA-MV 1:11.39
	34.83	1:11.39	
3	Roberts, Shannon C	14	COPS-NT 1:11.48
	34.80	1:11.48	
4	Farley-Sepe, Kierston	13	WEST-IL 1:12.17
5	Holland, Carly F	14	HAWG-AR 1:13.54
	35.77	1:13.54	
6	Welty, Lydia D	13	CSP-OZ 1:14.58
	36.57	1:14.58	
7	Burleson, Shelby E	14	LRAD-AR 1:14.87
	36.66	1:14.87	



CSP Tideriders Summer Invitational - 6/24/2011 to 6/26/2011

CSP Tideriders Summer Invitational, Sanction #: 5363

June 24 - 26, 2011

Results

Preliminaries ... (#5 Girls 13-14 100 Meter Back)

8	Mudd, Natalie M	13	SSC-IN	1:15.35
	36.15	1:15.35		
9	Sutherlin, Kylie B	13	SSC-IN	1:15.69
	36.58	1:15.69		
10	Clevenger, Robyn N	13	SSC-IN	1:15.96
	37.13	1:15.96		
11	Reichert, Ashley A	14	CSP-OZ	1:16.82
12	Sisson, Kaylee K	13	SPA-AR	1:17.01
13	Smarjesse, Kate H	14	PAWW-IL	1:17.05
	37.85	1:17.05		
14	Wood, Jennifer A	14	RPLX-OZ	1:17.79
	36.71	1:17.79		
15	Petersen, Kristen N	13	PKWY-OZ	1:18.00
	38.20	1:18.00		
16	Haralson, Delaney L	13	LRAD-AR	1:18.24
	38.58	1:18.24		
17	Donovan, Tanj M	14	HAWG-AR	1:18.49
	38.57	1:18.49		
18	Nelson, Madeline G	14	SPA-AR	1:18.91
	38.51	1:18.91		
19	Crook, Kirsten L	14	PKWY-OZ	1:18.93
	38.45	1:18.93		
20	Jarosinski, Jenna K	13	SSC-IN	1:19.30
	38.86	1:19.30		
21	Miller, Jacqueline E	13	PKWY-OZ	1:19.32
	39.06	1:19.32		
22	Cox, Maggie N	14	CSP-OZ	1:19.48
	38.94	1:19.48		
23	Sisson, Nikki L	14	SPA-AR	1:19.76
	38.67	1:19.76		
24	Chadwell, Emma N	14	SPA-AR	1:19.88
	38.54	1:19.88		
25	Wells, Anna K	14	PKWY-OZ	1:21.08
	39.38	1:21.08		
26	Davies, Paige G	13	SSC-IN	1:21.29
	40.29	1:21.29		
27	Barnes, Allie L	13	SSC-IN	1:21.36
	39.25	1:21.36		
28	Morse, Stephanie M	13	RSCA-OZ	1:21.38
	39.62	1:21.38		

29	Schienvar, Karin E	13	LRAD-AR	1:21.56
	39.98	1:21.56		
30	Beatty, Lauren E	14	SPA-AR	1:21.59
	39.32	1:21.59		
31	Ries, Jordan E	14	PAWW-IL	1:22.05
	40.31	1:22.05		
32	Christophersen, Emily	14	SSC-IN	1:22.10
	39.93	1:22.10		
33	Booth, Hannah L	13	SSC-IN	1:22.30
	40.30	1:22.30		
34	Vestal, Madison R	14	PAWW-IL	1:22.89
	40.81	1:22.89		
35	O'Malley, Hannah E	13	WEST-IL	1:22.99
	39.51	1:22.99		
36	Daniels, Ashley N	13	CSP-OZ	1:23.10
	40.06	1:23.10		
37	Clancy, Katie M	13	UN WE-IL	1:23.89
	40.38	1:23.89		
38	Dodge, Sarah L	14	SPA-AR	1:24.01
	40.95	1:24.01		
39	Gill, Samantha A	14	CSP-OZ	1:24.07
	41.30	1:24.07		
40	Malloy, Megan E	14	CSP-OZ	1:24.73
	41.12	1:24.73		
41	Haerle, Sarah W	13	NSC-IN	1:24.81
	41.86	1:24.81		
42	King, Jessica T	14	SSC-IN	1:25.20
	42.13	1:25.20		
43	O'Leary, Mary Kathryn	14	CSP-OZ	1:25.53
	41.01	1:25.53		
44	Malecki, Courtney E	13	WEST-IL	1:26.14
	42.27	1:26.14		
45	Tichenor, Allison R	13	RSCA-OZ	1:26.20
	41.63	1:26.20		
46	Skor, Dani A	13	CSP-OZ	1:26.36
	41.20	1:26.36		
47	Ratliff, Emily E	13	SSC-IN	1:26.57
	42.62	1:26.57		
48	Katz, Julia M	13	NSC-IN	1:26.80
	42.49	1:26.80		
49	Nandakumar, Akshaya	13	RSCA-OZ	1:27.05
50	Horn, Courtney M	14	SPA-AR	1:28.07
	42.38	1:28.07		
51	Zidell, Caroline A	13	WEST-IL	1:29.37
	43.67	1:29.37		

52	Suek, Hanna	14	WEST-IL	1:29.62
	43.36	1:29.62		
53	Kennedy, Katie M	13	SSC-IN	1:30.21
	43.65	1:30.21		
54	Neilson, Katie M	13	PAWW-IL	1:30.71
	44.66	1:30.71		
55	Allen, Sophie J	13	CSP-OZ	1:30.92
56	Garrison, Gabrielle M	14	SPA-AR	1:31.34
	44.08	1:31.34		
57	Russell, Caroline E	13	SSC-IN	1:31.40
	44.65	1:31.40		
58	Baker, Katie A	14	SSC-IN	1:32.24
	45.15	1:32.24		
59	Potts, Kelsey R	13	LA-MV	1:32.81
	45.40	1:32.81		
60	Baker, Elizabeth J	13	CSP-OZ	1:33.34
	44.70	1:33.34		
61	Ryan, Jessica C	13	CSP-OZ	1:33.48
	44.10	1:33.48		
62	Nagy, Greta S	13	CSP-OZ	1:33.63
	45.09	1:33.63		
63	Tao, Joan Q	13	PKWY-OZ	1:34.07
	44.82	1:34.07		
64	LaFever, Kat C	13	LA-MV	1:34.90
	46.44	1:34.90		
65	Wolfgram, Lizzie A	13	CSP-OZ	1:37.23
	47.30	1:37.23		
66	Lesh, Rachel N	13	NSC-IN	1:43.49
	42.26	1:43.49		


#6 Boys 13-14 100 Meter Back

Sponsor: The Schott Family

The Varela Family

Meet Record: 1:05.23R 2011 Christopher K Reichert

Name	Age	Team	Finals Time
A - Final			
1 Reichert, Christopher	14	CSP-OZ	1:05.23R
	32.06	1:05.23	
2 Bish, Blair C	14	LRAD-AR	1:07.37
	32.44	1:07.37	
3 Smith, Craig J	13	WEST-IL	1:08.85
	33.51	1:08.85	
4 Young, Joe A	14	SSC-IN	1:11.13
	34.75	1:11.13	



BENJAMIN F. EDWARDS & CO.
INVESTMENTS for GENERATIONS

CSP Tideriders Summer Invitational - 6/24/2011 to 6/26/2011

CSP Tideriders Summer Invitational, Sanction #: 5363

June 24 - 26, 2011

Results

A - Final ... (#6 Boys 13-14 100 Meter Back)

5	Petrich, Evan M	14	SPA-AR	1:11.29
	35.25	1:11.29		
6	Pircon, Adam W	14	WEST-IL	1:11.69
	34.72	1:11.69		
7	Andrews, Justin M	13	CSP-OZ	1:12.81
	35.34	1:12.81		
---	Kapp, Samuel A	14	SSC-IN	X1:16.90
	36.81	1:16.90		

B - Final

9	Clark, Wilson L	14	SSC-IN	1:11.46
	35.94	1:11.46		
10	Hedgecock, John N	14	HAWG-AR	1:13.02
	35.59	1:13.02		
11	Oh, Samuel	13	PKWY-OZ	1:14.01
	36.18	1:14.01		
12	Hunt, Jason E	14	HAWG-AR	1:14.79
	36.89	1:14.79		
13	Teague, Quinn H	14	SSC-IN	1:14.86
	36.07	1:14.86		
14	Petersen, Matthew J	13	PKWY-OZ	1:15.71
	36.63	1:15.71		
15	Kratka, Martin D	14	WEST-IL	1:15.74
	36.86	1:15.74		
16	Tierney, Dixon H	13	SSC-IN	1:16.45
	36.60	1:16.45		

#6 Boys 13-14 100 Meter Back

Sponsor: The Schott Family

The Varela Family

Meet Record: 1:05.23R 2011 Christopher K Reich

Name	Age	Team	Prelim Time
Preliminaries			
1 Reichert, Christopher	14	CSP-OZ	1:06.89
	32.28	1:06.89	
2 Bish, Blair C	14	LRAD-AR	1:07.55
	33.15	1:07.55	
3 Petrigh, Evan M	14	SPA-AR	1:10.61
	34.47	1:10.61	
4 Smith, Craig J	13	WEST-IL	1:10.93
	34.41	1:10.93	
5 Beam, Austin H	13	EDWY-OZ	1:12.59
	36.02	1:12.59	

6	Young, Joe A	14	SSC-IN	1:12.72
	35.62	1:12.72		
7	DE Simon, Danny M	14	RSCA-OZ	1:12.93
	34.99	1:12.93		
8	Pircon, Adam W	14	WEST-IL	1:13.80
	35.64	1:13.80		
9	Andrews, Justin M	13	CSP-OZ	1:14.09
	36.98	1:14.09		
10	Hedgecock, John N	14	HAWG-AR	1:15.13
	36.51	1:15.13		
11	Clark, Wilson L	14	SSC-IN	1:15.44
	36.14	1:15.44		
12	Teague, Quinn H	14	SSC-IN	1:15.60
	36.56	1:15.60		
13	Hunt, Jason E	14	HAWG-AR	1:15.90
	37.73	1:15.90		
14	Oh, Samuel	13	PKWY-OZ	1:16.07
	36.97	1:16.07		
15	Petersen, Matthew J	13	PKWY-OZ	1:16.10
	37.00	1:16.10		
16	Tierney, Dixon H	13	SSC-IN	1:16.40
	36.76	1:16.40		
17	Thayer, Jonathan T	14	RPLX-OZ	1:16.53
	36.67	1:16.53		
18	Kratka, Martin D	14	WEST-IL	1:16.90
	36.88	1:16.90		
19	Kapp, Samuel A	14	SSC-IN	1:17.20
	37.31	1:17.20		
20	O'Bryan, Lucas K	14	WEST-IL	1:17.40
	37.40	1:17.40		
21	Neaveill, Sam N	13	PAWW-IL	1:17.48
	37.66	1:17.48		
22	Nester, Michael D	13	CSP-OZ	1:17.91
	36.84	1:17.91		
23	Teague, Levi C	14	SSC-IN	1:18.29
	38.46	1:18.29		
24	Kolleck, Trey A	14	NSC-IN	1:18.33
	38.01	1:18.33		
25	Wilson, Harrison D	14	NSC-IN	1:18.46
	38.48	1:18.46		
26	Wood, Brisco A	13	SSC-IN	1:18.61
	38.14	1:18.61		

27	Heidecker, Josh J	14	NSC-IN	1:18.66
	38.38	1:18.66		
28	Heye, Thomas E	13	LRAD-AR	1:19.00
	38.09	1:19.00		
29	Schott, Collin J	13	CSP-OZ	1:19.09
	38.72	1:19.09		
30	Kalessa, Dylan M	14	RPLX-OZ	1:19.91
	38.72	1:19.91		
31	Kulczak, Nathan P	14	RPLX-OZ	1:21.17
	39.69	1:21.17		
32	Tieke, Zach W	14	WEST-IL	1:21.31
33	Halliburton, T.J. J	13	UNA-OZ	1:21.34
	38.78	1:21.34		
34	Brunelli, Joe G	14	SSC-IN	1:21.72
	39.88	1:21.72		
35	Young, Toby B	13	CSP-OZ	1:21.87
	39.43	1:21.87		
36	Pyzdrowski, Jonathan	14	WEST-IL	1:22.57
	39.53	1:22.57		
37	Waterman, Tyler S	14	CSP-OZ	1:22.81
	40.50	1:22.81		
38	Reichert, Nicholas C	14	CSP-OZ	1:22.96
	39.82	1:22.96		
39	Fabian, Connor J	14	WEST-IL	1:23.11
	40.91	1:23.11		
40	Zimmerman, Joshua A	13	PKWY-OZ	1:23.12
	39.92	1:23.12		
41	Hescott, PJ J	14	HAWG-AR	1:23.90
	40.78	1:23.90		
42	Powell, Brian R	13	WEST-IL	1:24.35
	42.30	1:24.35		
43	Litteken, Andrew J	14	CSP-OZ	1:24.36
	40.44	1:24.36		
44	Crocker, Peter B	13	CSP-OZ	1:25.24
	41.64	1:25.24		
45	Ross, Joe A	13	PKWY-OZ	1:25.62
	41.30	1:25.62		
46	Reiter, Matt G	13	RSCA-OZ	1:26.71
	43.18	1:26.71		
47	LaValle, Albert D	13	WEST-IL	1:28.18
	43.81	1:28.18		
48	Schmiedeler, Cooper F	14	LA-MV	1:29.43
	42.59	1:29.43		
49	Hatton, Jace C	13	HAWG-AR	1:29.61
	43.71	1:29.61		



CSP Tideriders Summer Invitational - 6/24/2011 to 6/26/2011

CSP Tideriders Summer Invitational, Sanction #: 5363

June 24 - 26, 2011

Results

Preliminaries ... (#6 Boys 13-14 100 Meter Back)

50	Graham, Eric C	13	CSP-OZ	1:30.14
			42.50	1:30.14
51	Hurlock, Patrick M	13	NSC-IN	1:31.11
			43.27	1:31.11
52	Brunelli, Brandon C	13	SSC-IN	1:36.16
			45.52	1:36.16
53	Cowsik, Aditya R	13	CSP-OZ	1:39.84
			45.31	1:39.84
---	Christensen, Luke T	13	PKWY-OZ	DQ
			41.92	DQ

#7 Girls Open 100 Meter Back

Sponsor: The Baker Family

The Varela Family

Meet Record: 1:07.40R 2011 Liz A Braun

Name	Age	Team	Finals Time
A - Final			
1	Braun, Liz A	18 HAWG-AF	1:07.40R
			32.88 1:07.40
2	Vitek, Elly C	16 WEST-IL	1:09.94
			34.00 1:09.94
3	Kokenyesi, Rachel A	16 CSP-OZ	1:10.11
			33.92 1:10.11
4	Stoughton, Becky L	18 PAWW-IL	1:10.46
			34.65 1:10.46
5	Davis, Camille S	17 SALU-OZ	1:10.54
			34.05 1:10.54
6	Goessling, Annie B	17 CSP-OZ	1:10.77
7	Portela, Chloe N	18 LA-MV	1:11.08
			34.25 1:11.08
8	Hertzler, Aubrey K	19 SSC-IN	1:12.47
			35.08 1:12.47

B - Final

9	Spencer, Evyn R	17	RSCA-OZ	1:11.69
			35.03	1:11.69
10	Iwanicki, Alex A	17	UN WE-IL	1:11.95
			34.07	1:11.95
11	Vance, Kelsea D	20	UN-AR	1:12.45
			35.57	1:12.45
12	Grimm, Kayla M	15	RPLX-OZ	1:12.46
			34.78	1:12.46

13	Howard, Mary Beth E	18	CSP-OZ	1:13.14
			35.68	1:13.14
14	Ogbevoen, Etinosa J	17	CSP-OZ	1:14.44
			35.48	1:14.44
15	Miles, Maggie M	15	PAWW-IL	1:14.45
			36.19	1:14.45
16	Mullenix, Morgan A	17	CSP-OZ	1:16.63
			37.44	1:16.63

C - Final

17	Templin, Alison M	21	UN-AR	1:13.16
			35.98	1:13.16
18	Coady, Jennifer J	16	WEST-IL	1:14.03
			35.60	1:14.03
19	Seidel, Kiersten R	16	PAWW-IL	1:14.76
			35.93	1:14.76
20	Reisinger, Lily V	15	CSP-OZ	1:14.80
			36.47	1:14.80
21	King, Natalie G	15	UNA-OZ	1:15.31
			37.22	1:15.31
22	George, Ellie M	15	CSP-OZ	1:15.38
			36.58	1:15.38
23	Stiegemeier, Grace G	15	CSP-OZ	1:15.45
			36.85	1:15.45
24	Wall, Emma R	16	SPA-AR	1:18.12
			38.16	1:18.12

#7 Girls Open 100 Meter Back

Sponsor: The Baker Family

The Varela Family

Meet Record: 1:07.40R 2011 Liz A Braun

Name	Age	Team	Prelim Time
Preliminaries			
1	Braun, Liz A	18 HAWG-AR	1:08.40
			33.44 1:08.40
2	Kokenyesi, Rachel A	16 CSP-OZ	1:09.92
			34.05 1:09.92
3	Stoughton, Becky L	18 PAWW-IL	1:10.07
			34.74 1:10.07
4	Davis, Camille S	17 SALU-OZ	1:11.10
			34.08 1:11.10
5	Vitek, Elly C	16 WEST-IL	1:11.42
			35.38 1:11.42
6	Portela, Chloe N	18 LA-MV	1:11.59
			34.55 1:11.59

7	Hertzler, Aubrey K	19	SSC-IN	1:11.84
			35.13	1:11.84
8	Goessling, Annie B	17	CSP-OZ	1:12.13
			35.71	1:12.13
9	Grimm, Kayla M	15	RPLX-OZ	1:12.50
			35.52	1:12.50
10	Spencer, Evyn R	17	RSCA-OZ	1:13.16
			35.40	1:13.16
11	Howard, Mary Beth E	18	CSP-OZ	1:13.49
			35.81	1:13.49
12	Vance, Kelsea D	20	UN-AR	1:13.58
			35.82	1:13.58
13	Iwanicki, Alex A	17	UN WE-IL	1:14.12
14	Ogbevoen, Etinosa J	17	CSP-OZ	1:14.39
			35.46	1:14.39
15	Mullenix, Morgan A	17	CSP-OZ	1:14.43
			36.81	1:14.43
16	Miles, Maggie M	15	PAWW-IL	1:14.65
17	King, Natalie G	15	UNA-OZ	1:14.91
18	Templin, Alison M	21	UN-AR	1:15.33
19	Podokshik, Masha	16	CSP-OZ	1:15.44
			36.76	1:15.44
20	Stiegemeier, Grace G	15	CSP-OZ	1:15.52
			37.19	1:15.52
21	Reisinger, Lily V	15	CSP-OZ	1:15.58
			37.16	1:15.58
22	George, Ellie M	15	CSP-OZ	1:15.59
23	Seidel, Kiersten R	16	PAWW-IL	1:15.60
24	Coady, Jennifer J	16	WEST-IL	1:15.66
			36.02	1:15.66
25	Wall, Emma R	16	SPA-AR	1:15.97
26	Gibbons, Grace E	15	WEST-IL	1:16.03
27	Holm, Rachel L	15	CRCY-OZ	1:16.14
*28	Chang, Ally	16	PAWW-IL	1:16.18
			36.48	1:16.18
*28	Franks, Jillian E	15	CSP-OZ	1:16.18
30	Odrowski, Annie M	15	LA-MV	1:16.29
			36.92	1:16.29
31	Heidkamp, Genna M	17	WEST-IL	1:16.30
32	Mudd, Courtney N	17	SSC-IN	1:16.36
			36.39	1:16.36
33	Whitbeck, Lizzy S	18	HAWG-AR	1:16.46



CSP Tideriders Summer Invitational - 6/24/2011 to 6/26/2011

CSP Tideriders Summer Invitational, Sanction #: 5363

June 24 - 26, 2011

Results

Preliminaries ... (#7 Girls Open 100 Meter Back)

34	Lundstrom, Heather M	16	PKWY-OZ	1:16.70
	37.34	1:16.70		
35	Barron, Maureen T	16	WEST-IL	1:16.71
	36.96	1:16.71		
36	Strickler, Alison C	16	RPLX-OZ	1:16.82
37	Westlake, Gloria R	17	RPLX-OZ	1:16.89
	37.49	1:16.89		
38	Crocker, Samm J	15	CSP-OZ	1:16.94
	38.24	1:16.94		
39	Fauska, Sarah R	15	CSP-OZ	1:17.11
40	Burroughs, Andi C	16	LRAD-AR	1:17.30
41	Troy, Taylor N	17	WEST-IL	1:17.32
42	Schroeder, Maria N	15	RPLX-OZ	1:17.36
43	Sutton, Alexandria K	19	UN-AR	1:17.46
44	Fisher, Hannah M	15	PAWW-IL	1:17.88
	38.00	1:17.88		
*45	Debandt, Haley E	16	CSP-OZ	1:18.04
	38.00	1:18.04		
*45	Shurmur, Allyson E	18	CSP-OZ	1:18.04
	38.02	1:18.04		
47	Wilmsen, Madeleine C	15	RSCA-OZ	1:18.59
	38.24	1:18.59		
48	Carter-Brooks, Deneer	15	SPA-AR	1:18.83
	38.32	1:18.83		
49	Herbig, Julia M	17	CSP-OZ	1:18.87
	38.15	1:18.87		
50	Highlander, Emily J	17	CSP-OZ	1:19.12
51	Querciagrossa, Katie F	15	PAWW-IL	1:19.46
	38.58	1:19.46		
52	Pavich, Lindsay M	17	WEST-IL	1:19.48
	38.70	1:19.48		
53	Barron, Colleen K	15	WEST-IL	1:19.58
	37.94	1:19.58		
54	Worthington, Kristen I	16	WEST-IL	1:19.71
	38.55	1:19.71		
55	McBride, Erin M	17	CSP-OZ	1:20.15
56	Sikora, Danielle G	15	CSP-OZ	1:20.34
	39.27	1:20.34		
57	Coe, Courtney M	16	RPLX-OZ	1:20.39
58	Thro, Gabrielle F	15	YOSI-OZ	1:20.63
59	Donaldson, Emma L	17	NSC-IN	1:20.91
60	Veselik, Hannah V	17	WEST-IL	1:21.23
	39.04	1:21.23		

61	Kuan, Ashlee A	15	SALU-OZ	1:22.02
62	Metz, Emma C	15	SPA-AR	1:22.27
	40.88	1:22.27		
63	Robinson, Ashley E	16	PKWY-OZ	1:22.35
	40.34	1:22.35		
*64	Bach, Meghan	15	CSP-OZ	1:22.60
	39.31	1:22.60		
*64	Milborn, Molly K	19	SSC-IN	1:22.60
66	Smarjesse, Cara R	16	PAWW-IL	1:22.68
	40.01	1:22.68		
67	Shurmur, Erica L	17	CSP-OZ	1:22.69
	39.88	1:22.69		
68	Ross, Emily R	16	PKWY-OZ	1:22.98
	40.68	1:22.98		
69	Talley, Michal A	15	RPLX-OZ	1:23.17
	40.82	1:23.17		
70	Zinselmeier, Kaitlin E	16	PKWY-OZ	1:23.19
	40.24	1:23.19		
71	Krimmel, Gabby M	12	RPLX-OZ	1:23.47
	40.68	1:23.47		
72	Riegel, Meghan T	17	PKWY-OZ	1:23.74
	41.21	1:23.74		
73	Miller, Kelly A	16	PAWW-IL	1:24.18
	40.74	1:24.18		
74	Rill, Gigi P	15	CSP-OZ	1:24.29
	40.78	1:24.29		
75	Barger, Sarah K	16	RSCA-OZ	1:24.90
76	Miller, Nicole E	18	PAWW-IL	1:25.08
	42.05	1:25.08		
77	Everett, Elizabeth M	15	WEST-IL	1:25.21
	41.07	1:25.21		
78	Dunn, Alex N	15	CSP-OZ	1:25.32
	41.70	1:25.32		
79	Koss, Boo D	14	SPA-AR	1:25.73
80	Isaacson, Megan L	15	WEST-IL	1:25.88
	41.62	1:25.88		
81	Schuette, Jessica M	16	RPLX-OZ	1:27.05
	42.00	1:27.05		
82	Rempe, Shannon K	17	PKWY-OZ	1:27.46
	42.90	1:27.46		
83	Frazier, Marisa E	16	SPA-AR	1:30.58
84	Nuetzel, Kelly C	16	RSCA-OZ	1:31.32
85	Sigler, Austyn R	17	SALU-OZ	1:34.25
	44.81	1:34.25		

---	Vinyard, Dana D	17	WEST-IL	DQ
	38.40	DQ		
---	Wickham, Haley R	16	WEST-IL	DQ

#8 Boys Open 100 Meter Back

**Sponsor: The Baker Family
The Varela Family**

Meet Record: 1:00.19R 2009 Ellis Miller

Name	Age	Team	Finals Time
------	-----	------	-------------

A - Final


1	Sun, Ravi W	16	LRAD-AR	1:01.84
	30.53	1:01.84		
2	Querciagrossa, Jake J	20	UN WV-W	1:03.29
	31.24	1:03.29		
3	O'Malley, Ryan M	16	WEST-IL	1:03.60
	30.85	1:03.60		
4	Glogoza, Alex J	17	CSP-OZ	1:04.67
	32.17	1:04.67		
5	O'Shea, Will J	15	CSP-OZ	1:04.71
	31.88	1:04.71		
6	Finlay, Jack B	15	CSP-OZ	1:05.59
7	Wilmoth, Brooks B	19	LRAD-AR	1:06.11
	31.93	1:06.11		
8	Peters, Bryce A	17	WEST-IL	1:06.19
	31.97	1:06.19		

B - Final

9	Marler, Justin K	16	RPLX-OZ	1:04.92
	31.89	1:04.92		
10	McCauley, Blake A	16	LRAD-AR	1:06.20
	33.00	1:06.20		
11	El Badrawy, El	22	SALU-OZ	1:06.41
	33.02	1:06.41		
12	Hanold, Noah R	15	PAWW-IL	1:07.16
	32.28	1:07.16		
13	Sloan, Luke F	15	CSP-OZ	1:07.36
	33.08	1:07.36		
14	McGinnis, Connor J	17	SEAL-OZ	1:07.62
	32.84	1:07.62		
15	Thomas, Dexter W	17	HAWG-AR	1:08.98
	33.53	1:08.98		
16	Wiedeman, Evan J	19	SSC-IN	1:10.96
	34.29	1:10.96		

C - Final

17	Neaveill, Chris D	16	PAWW-IL	1:08.46
----	-------------------	----	---------	---------



CSP Tideriders Summer Invitational - 6/24/2011 to 6/26/2011

CSP Tideriders Summer Invitational, Sanction #: 5363

June 24 - 26, 2011

Results

C - Final ... (#8 Boys Open 100 Meter Back)

18	Cohen, Stephen G	19	SALU-OZ	1:08.92
	33.75	1:08.92		
19	Flockenhaus, Peter D	17	SSC-IN	1:09.52
	34.39	1:09.52		
20	Masters, Michael J	16	SSC-IN	1:09.55
	34.15	1:09.55		
21	Winck, John R	17	NSC-IN	1:09.60
	33.10	1:09.60		
22	Brenner, Noah A	15	SSC-IN	1:10.33
	34.44	1:10.33		
23	Munk, Connor J	16	LA-MV	1:10.35
	34.38	1:10.35		
24	Ries, Deven G	16	PAWW-IL	1:11.33
	34.67	1:11.33		

#8 Boys Open 100 Meter Back

Sponsor: The Baker Family

The Varela Family

Meet Record: 1:00.19R 2009 Ellis Miller

Name	Age	Team	Prelim Time
Preliminaries			
1 Sun, Ravi W	16	LRAD-AR	1:03.59
	31.52	1:03.59	
2 Querciagrossa, Jake J	20	UN WV-W	1:05.20
	32.10	1:05.20	
3 Peters, Bryce A	17	WEST-IL	1:05.26
	31.47	1:05.26	
4 O'Shea, Will J	15	CSP-OZ	1:05.40
	33.18	1:05.40	
5 Glogoza, Alex J	17	CSP-OZ	1:06.16
	32.87	1:06.16	
6 O'Malley, Ryan M	16	WEST-IL	1:06.54
	32.53	1:06.54	
7 Wilmoth, Brooks B	19	LRAD-AR	1:06.60
	32.39	1:06.60	
8 Rogers, Zach R	15	PKWY-OZ	1:06.74
9 Finlay, Jack B	15	CSP-OZ	1:07.11
	32.66	1:07.11	
10 Thomas, Dexter W	17	HAWG-AR	1:07.15
11 Marler, Justin K	16	RPLX-OZ	1:07.30
	32.84	1:07.30	

12 Sloan, Luke F	15	CSP-OZ	1:07.42
	32.94	1:07.42	
13 El Badrawy, El	22	SALU-OZ	1:07.56
	32.99	1:07.56	
14 McCauley, Blake A	16	LRAD-AR	1:07.71
	33.83	1:07.71	
15 McGinnis, Connor J	17	SEAL-OZ	1:08.52
	33.32	1:08.52	
16 Hanold, Noah R	15	PAWW-IL	1:09.28
	33.51	1:09.28	
17 Wiedeman, Evan J	19	SSC-IN	1:09.44
	34.04	1:09.44	
18 Brenner, Noah A	15	SSC-IN	1:09.66
	33.65	1:09.66	
19 Mielke, Derek T	15	PKWY-OZ	1:10.06
	34.24	1:10.06	
20 Cohen, Stephen G	19	SALU-OZ	1:10.48
	34.09	1:10.48	
21 Masters, Michael J	16	SSC-IN	1:10.59
	34.37	1:10.59	
22 Neaveill, Chris D	16	PAWW-IL	1:11.21
23 Brown, Riley J	15	PKWY-OZ	1:11.41
	33.82	1:11.41	
24 Munk, Connor J	16	LA-MV	1:11.42
	35.19	1:11.42	
25 Flockenhaus, Peter D	17	SSC-IN	1:11.53
	35.30	1:11.53	
26 Ries, Deven G	16	PAWW-IL	1:11.56
27 Winck, John R	17	NSC-IN	1:12.02
	34.26	1:12.02	
28 Schroyer, Connor S	16	WEST-IL	1:12.28
29 Daminato, Josh A	16	RSCA-OZ	1:12.30
	35.48	1:12.30	
30 Stein, Christopher M	15	SPA-AR	1:12.32
	35.61	1:12.32	
31 Kelley, Rick W	16	SSC-IN	1:12.33
32 Gramling, Jordan M	16	SEAL-OZ	1:12.39
	35.75	1:12.39	
33 Hunt, Austin A	16	HAWG-AR	1:12.44
	35.32	1:12.44	
34 Smith, Mark L	16	WEST-IL	1:12.53
	35.32	1:12.53	
35 Gill, Zach T	15	NSC-IN	1:12.57

36 Parsons, Dustin L	16	SEAL-OZ	1:12.67
37 Beckmann, Christophe	15	CSP-OZ	1:12.76
	35.64	1:12.76	
38 Weibel, Brendan A	15	WEST-IL	1:13.07
	35.89	1:13.07	
39 Perry, Ryan A	17	SSC-IN	1:13.20
	35.68	1:13.20	
40 Mapel, Eddie A	16	WEST-IL	1:13.23
	35.28	1:13.23	
41 Hall, Ryan G	17	SALU-OZ	1:13.35
	35.85	1:13.35	
42 Cross, Thomas B	15	SSC-IN	1:13.50
	35.44	1:13.50	
43 Chi, Will Y	17	PAWW-IL	1:13.96
	35.19	1:13.96	
44 Zeurcher, Zach M	17	SSC-IN	1:14.18
	37.53	1:14.18	
45 Johnson, Luke C	16	SSC-IN	1:14.29
	36.62	1:14.29	
46 Baker, Collin M	17	SSC-IN	1:14.39
	35.67	1:14.39	
47 Heye, Christopher W	15	LRAD-AR	1:14.54
	36.93	1:14.54	
48 Domjan, Alec J	17	SEAL-OZ	1:14.59
	36.86	1:14.59	
49 Haefner, Brandon D	15	HAWG-AR	1:14.92
	36.89	1:14.92	
50 Walenta, Ethan S	17	PAWW-IL	1:14.94
	35.62	1:14.94	
51 Crell, Jacob S	18	SSC-IN	1:15.08
	36.51	1:15.08	
*52 Harlan, Nick S	17	PAWW-IL	1:15.72
	37.23	1:15.72	
*52 Brand, William E	15	SPA-AR	1:15.72
	37.00	1:15.72	
54 Neaveill, Tyler A	18	PAWW-IL	1:15.74
	34.70	1:15.74	
55 Holland, Colton T	17	HAWG-AR	1:16.11
	36.16	1:16.11	
56 Wood, Bobby C	15	RPLX-OZ	1:16.56
	37.14	1:16.56	
57 Smith, Drew T	17	RPLX-OZ	1:16.68
58 Brunelli, Nicholas P	15	SSC-IN	1:16.85
	37.32	1:16.85	

CSP Tideriders Summer Invitational - 6/24/2011 to 6/26/2011

CSP Tideriders Summer Invitational, Sanction #: 5363

June 24 - 26, 2011

Results

Preliminaries ... (#8 Boys Open 100 Meter Back)

59	Candel, Alex A	16	WEST-IL	1:17.92
	37.68	1:17.92		
60	Suek, Nathan	16	UN WE-IL	1:18.71
61	Scott, Sam E	16	LRAD-AR	1:18.80
	38.05	1:18.80		
62	Werkema, Sean R	17	WEST-IL	1:18.93
	38.89	1:18.93		
63	Riew, Bradley I	16	CSP-OZ	1:19.01
	37.61	1:19.01		
64	Mayfield, Jesse L	16	SCCY-OZ	1:19.15
	38.48	1:19.15		
65	Bruder, Jeremy A	16	RSCA-OZ	1:19.91
66	Clark, Richard F	19	CSP-OZ	1:20.25
	37.36	1:20.25		
67	Bradley, Trevor J	17	NSC-IN	1:21.10
	39.31	1:21.10		
68	Koeniguer, Grant A	16	RSCA-OZ	1:26.53
	40.61	1:26.53		
---	Basler, Scott M	17	PKWY-OZ	DQ
	37.91	DQ		

#9 Girls 13-14 200 Meter Fly

Sponsor: The Baker Family

The Vidlak Family

Meet Record: 2:24.28R 2009 Emma B Smith

Name	Age	Team	Finals Time
A - Final			
1	Chon, Eun Sol	14	HAWG-AR 2:32.79
	34.62	1:13.61	1:54.26 2:32.79
2	Ries, Jordan E	14	PAWW-IL 2:33.32
	35.08	1:13.69	1:54.06 2:33.32
3	Ahls, Charlotte L	14	SSC-IN 2:37.09
	34.18	1:13.57	1:55.09 2:37.09
4	Sweet, Jordan L	13	LRAD-AR 2:39.33
	33.88	1:13.93	1:56.84 2:39.33
5	Maurer, Nicole A	14	CSP-OZ 2:42.36
	35.59	1:17.50	2:00.32 2:42.36
6	Treski, Olivia C	14	NSC-IN 2:42.44
	35.59	1:16.91	1:59.93 2:42.44
7	Haralson, Delaney L	13	LRAD-AR 2:42.65
	36.79	1:17.81	2:00.32 2:42.65
8	Clevenger, Robyn N	13	SSC-IN 2:43.04
	33.83	1:13.23	1:56.55 2:43.04

B - Final

9	Holland, Carly F	14	HAWG-AR 2:40.46
	34.47	1:14.51	1:57.57 2:40.46
10	Adams, Ashton E	13	PAWW-IL 2:45.32
	36.65	1:19.26	2:02.58 2:45.32
11	Kennedy, Katie M	13	SSC-IN 2:51.18
	37.49	1:22.78	2:07.84 2:51.18
12	Sheets, Payton C	14	SPA-AR 2:52.95
	35.59	1:17.96	2:05.17 2:52.95
13	Haerle, Sarah W	13	NSC-IN 2:54.63
	38.08	1:22.41	2:08.47 2:54.63
14	Christophersen, Emily	14	SSC-IN 2:56.61
	38.84	1:23.65	2:10.41 2:56.61
15	Welty, Lydia D	13	CSP-OZ 3:00.32
	37.39	1:22.64	2:11.17 3:00.32
16	Katz, Julia M	13	NSC-IN 3:00.69
	38.01	1:24.29	2:13.28 3:00.69

#9 Girls 13-14 200 Meter Fly

Sponsor: The Baker Family

The Vidlak Family

Meet Record: 2:24.28R 2009 Emma B Smith

Name	Age	Team	Prelim Time
Preliminaries			
1	Ries, Jordan E	14	PAWW-IL 2:36.27
	35.65	1:14.58	1:55.24 2:36.27
2	Chon, Eun Sol	14	HAWG-AR 2:37.84
	35.50	1:15.93	1:57.11 2:37.84
*3	Ahls, Charlotte L	14	SSC-IN 2:40.76
	34.45	1:15.08	1:58.27 2:40.76
*3	Clevenger, Robyn N	13	SSC-IN 2:40.76
	34.93	1:15.25	1:58.19 2:40.76
5	Maurer, Nicole A	14	CSP-OZ 2:41.42
	36.50	1:17.02	1:59.46 2:41.42
6	Sweet, Jordan L	13	LRAD-AR 2:41.79
	35.46	1:16.32	1:59.08 2:41.79
7	Haralson, Delaney L	13	LRAD-AR 2:41.94
	37.27	1:19.07	2:00.08 2:41.94
8	Treski, Olivia C	14	NSC-IN 2:43.16
	36.85	1:19.03	2:01.78 2:43.16
9	Holland, Carly F	14	HAWG-AR 2:45.40
	36.25	1:17.39	2:01.02 2:45.40
10	Adams, Ashton E	13	PAWW-IL 2:45.61
	36.92	1:19.58	2:03.17 2:45.61

11	Wilkes, Jenna M	14	PKWY-OZ 2:49.90
	37.66	1:19.83	2:05.20 2:49.90
12	Sheets, Payton C	14	SPA-AR 2:55.28
	36.66	1:19.33	2:55.28
13	Kennedy, Katie M	13	SSC-IN 2:57.18
	38.91	1:25.21	2:12.52 2:57.18
14	Welty, Lydia D	13	CSP-OZ 2:57.79
	37.91	1:21.63	2:09.37 2:57.79
15	Haerle, Sarah W	13	NSC-IN 3:02.83
	39.82	1:26.29	2:15.53 3:02.83
16	Christophersen, Emily	14	SSC-IN 3:03.29
	39.46	1:26.02	2:15.87 3:03.29
17	Katz, Julia M	13	NSC-IN 3:05.61
	38.47	1:27.02	2:17.10 3:05.61
18	Ribordy, Madison M	13	PAWW-IL 3:07.05
	39.04	1:25.70	2:17.37 3:07.05
19	Booth, Hannah L	13	SSC-IN 3:09.62
	39.31	1:27.96	2:19.35 3:09.62
20	Malloy, Megan E	14	CSP-OZ 3:10.32
	40.12	1:28.67	2:20.30 3:10.32
21	Ryan, Jessica C	13	CSP-OZ 3:37.15
	41.30	1:35.41	2:38.56 3:37.15
22	Allen, Sophie J	13	CSP-OZ 3:45.96
	47.60	1:45.29	2:46.05 3:45.96
---	Baker, Elizabeth J	13	CSP-OZ DQ
	41.66	1:35.59	2:32.58 DQ

#10 Boys 13-14 200 Meter Fly

Sponsor: The Baker Family

The Vidlak Family

Meet Record: 2:18.68R 2008 Tim D O'Brien

Name	Age	Team	Finals Time
A - Final			
1	Bish, Blair C	14	LRAD-AR 2:34.27
	32.72	1:12.98	1:55.65 2:34.27
2	Thayer, Jonathan T	14	RPLX-OZ 2:35.52
	33.41	1:12.32	1:54.02 2:35.52
3	Tierney, Dixon H	13	SSC-IN 2:42.26
	36.28	1:18.38	2:00.36 2:42.26
4	Bailey, Cody A	14	SALU-OZ 2:43.31
	35.33	1:16.54	2:00.98 2:43.31
5	Ross, Joe A	13	PKWY-OZ 2:43.39
	35.31	1:16.34	1:59.72 2:43.39



CSP Tideriders Summer Invitational - 6/24/2011 to 6/26/2011

CSP Tideriders Summer Invitational, Sanction #: 5363

June 24 - 26, 2011

Results

A - Final ... (#10 Boys 13-14 200 Meter Fly)

6	Edwards, Benjamin F	13	CSP-OZ	2:46.63
	38.16	1:21.45	2:04.70	2:46.63
7	Bonnett, Andrew D	13	PKWY-OZ	2:47.01
	37.23	1:18.99	2:02.77	2:47.01
8	Christensen, Luke T	13	PKWY-OZ	2:48.27
	37.82	1:20.84	2:05.75	2:48.27

B - Final

9	Graham, Eric C	13	CSP-OZ	2:33.69
	42.05	1:35.80	2:33.69	
10	Kolleck, Trey A	14	NSC-IN	2:48.81
	38.06	1:20.92	2:07.63	2:48.81
11	Halliburton, T.J. J	13	UNA-OZ	2:49.20
	36.91	1:20.44	2:03.95	2:49.20
12	Knasel, Justin K	14	CSP-OZ	2:49.60
	35.40	1:17.07	2:03.26	2:49.60
13	Nester, Michael D	13	CSP-OZ	2:58.46
	37.86	1:23.82	2:10.91	2:58.46
---	Reiter, Matt G	13	RSCA-OZ	DQ
	39.21	1:29.60	DQ	

#10 Boys 13-14 200 Meter Fly

Sponsor: The Baker Family

The Vidlak Family

Meet Record: 2:18.68R 2008 Tim D O'Brien

Name	Age	Team	Prelim Time	
Preliminaries				
1	Bish, Blair C	14	LRAD-AR	2:38.15
	32.92	1:14.05	1:56.53	2:38.15
2	Thayer, Jonathan T	14	RPLX-OZ	2:41.56
	34.12	1:15.03	1:58.28	2:41.56
3	Ross, Joe A	13	PKWY-OZ	2:41.60
	35.55	1:16.65	1:59.54	2:41.60
4	Tierney, Dixon H	13	SSC-IN	2:42.89
	36.30	1:17.63	2:00.97	2:42.89
5	DE Simon, Danny M	14	RSCA-OZ	2:42.96
	34.56	1:16.53	1:59.52	2:42.96
6	Bonnett, Andrew D	13	PKWY-OZ	2:48.03
	37.11	1:20.57	2:04.51	2:48.03
7	Bailey, Cody A	14	SALU-OZ	2:48.78
	37.78	1:19.84	2:04.68	2:48.78
8	Christensen, Luke T	13	PKWY-OZ	2:50.12
	36.87	1:20.52	2:05.69	2:50.12

9	Edwards, Benjamin F	13	CSP-OZ	2:51.58
	38.70	1:25.73	2:08.47	2:51.58
10	Kolleck, Trey A	14	NSC-IN	2:56.29
	37.26	1:22.38	2:10.52	2:56.29
11	Halliburton, T.J. J	13	UNA-OZ	2:58.67
	39.31	1:25.27	2:13.01	2:58.67
12	Knasel, Justin K	14	CSP-OZ	2:59.37
	37.40	1:23.58	2:10.75	2:59.37
13	Nester, Michael D	13	CSP-OZ	3:02.58
	40.48	1:27.44	2:16.71	3:02.58
14	Reiter, Matt G	13	RSCA-OZ	3:41.25
	46.65	1:44.53	2:44.40	3:41.25
15	Graham, Eric C	13	CSP-OZ	3:42.37
	47.45	1:45.64	2:46.86	3:42.37

#11 Girls Open 200 Meter Fly

Sponsor: The Barchugova Family

The Vidlak Family

Meet Record: 2:20.82R 2010 Jesse L Garrison

Name	Age	Team	Finals Time	
A - Final				
1	Whitbeck, Katie A	21	UN-AR	2:22.54
	31.69	1:07.13	1:44.52	2:22.54
2	Kucherich, Julia A	19	UN-AR	2:24.27
	32.97	1:10.50	1:48.13	2:24.27
3	Garrison, Jessie L	15	LRAD-AR	2:24.40
	31.37	1:07.55	1:45.38	2:24.40
4	Stein, Gretchen A	17	SPA-AR	2:25.60
	32.18	1:08.30	1:46.95	2:25.60
5	Braun, Liz A	18	HAWG-AR	2:25.61
	33.48	1:10.85	1:48.06	2:25.61
6	Kearbey, Katie E	17	SPA-AR	2:26.90
	33.12	1:10.05	1:48.59	2:26.90
7	Hubbard, Courtney K	20	HAWG-AR	2:33.75
	33.81	1:11.75	1:52.40	2:33.75
8	Holtzen, Jenny M	17	HAWG-AR	2:35.02
	35.09	1:14.29	1:54.42	2:35.02
B - Final				
9	Grabill, Phoebe W	15	LA-MV	2:29.30
	33.74	1:12.06	1:51.08	2:29.30
10	Walker, Kelsie M	15	SALU-OZ	2:32.13
	34.92	1:13.37	1:53.63	2:32.13
11	Lunkenheimer, Lisa M	21	HAWG-AR	2:33.77
	33.94	1:12.90	1:53.10	2:33.77

12	Maurer, Taylor M	16	CSP-OZ	2:34.39
	34.92	1:15.07	1:55.10	2:34.39
13	Krane, Elizabeth W	17	CSP-OZ	2:36.49
	35.27	1:15.01	1:56.17	2:36.49
14	Iwanicki, Alex A	17	UN WE-IL	2:37.10
	33.46	1:12.54	1:54.64	2:37.10
15	Wall, Emma R	16	SPA-AR	2:38.78
	35.84	1:14.77	1:56.03	2:38.78
16	Heidkamp, Genna M	17	WEST-IL	2:41.58
	34.48	1:15.61	1:58.33	2:41.58

C - Final

17	Coe, Courtney M	16	RPLX-OZ	2:35.13
	33.38	1:13.07	1:54.44	2:35.13
18	Debandt, Haley E	16	CSP-OZ	2:40.36
	34.21	1:14.93	1:57.44	2:40.36
19	Glogoza, Meghan E	16	CSP-OZ	2:40.54
	34.39	1:13.99	1:57.35	2:40.54
20	Vance, Kelsea D	20	UN-AR	2:40.78
	35.48	1:16.20	1:58.88	2:40.78
21	Troy, Taylor N	17	WEST-IL	2:40.89
	34.54	1:13.97	1:56.53	2:40.89
22	Milborn, Molly K	19	SSC-IN	2:42.51
	34.81	1:14.78	1:57.88	2:42.51
23	Fisher, Hannah M	15	PAWW-IL	2:47.81
	35.93	1:18.24	2:03.44	2:47.81
24	Veselik, Hannah V	17	WEST-IL	2:47.82
	34.83	1:15.98	2:01.58	2:47.82

#11 Girls Open 200 Meter Fly

Sponsor: The Barchugova Family

The Vidlak Family

Meet Record: 2:20.82R 2010 Jesse L Garrison

Name	Age	Team	Prelim Time	
Preliminaries				
1	Kearbey, Katie E	17	SPA-AR	2:24.92
	33.46	1:09.78	1:47.22	2:24.92
2	Garrison, Jessie L	15	LRAD-AR	2:27.00
	34.66	1:12.10	1:48.84	2:27.00
3	Whitbeck, Katie A	21	UN-AR	2:27.13
	33.19	1:10.73	1:49.04	2:27.13
4	Kucherich, Julia A	19	UN-AR	2:28.57
	34.15	1:12.75	1:51.09	2:28.57
5	Stein, Gretchen A	17	SPA-AR	2:29.95
	34.14	1:12.45	1:50.85	2:29.95



CSP Tideriders Summer Invitational - 6/24/2011 to 6/26/2011

CSP Tideriders Summer Invitational, Sanction #: 5363

June 24 - 26, 2011

Results

Preliminaries ... (#11 Girls Open 200 Meter Fly)

6	Braun, Liz A	18	HAWG-AR	2:30.19
	34.50	1:12.54	1:51.57	2:30.19
7	Holtzen, Jenny M	17	HAWG-AR	2:31.96
	35.46	1:14.41	1:53.06	2:31.96
8	Hubbard, Courtney K	20	HAWG-AR	2:32.37
	33.89	1:11.83	1:51.70	2:32.37
9	Grabill, Phoebe W	15	LA-MV	2:33.46
	34.12	1:14.03	1:53.09	2:33.46
10	Wall, Maddie L	17	CSP-OZ	2:33.60
	33.65	1:11.02	1:51.52	2:33.60
11	Lunkenheimer, Lisa M	21	HAWG-AR	2:34.05
	33.79	1:12.45	1:52.74	2:34.05
12	Krane, Elizabeth W	17	CSP-OZ	2:34.71
	34.83	1:14.25	1:54.66	2:34.71
13	Maurer, Taylor M	16	CSP-OZ	2:35.87
	33.93	1:14.76	1:55.31	2:35.87
14	Walker, Kelsie M	15	SALU-OZ	2:36.52
	34.93	1:15.43	1:55.78	2:36.52
15	Kokenyesi, Rachel A	16	CSP-OZ	2:39.58
	35.99	1:16.82	1:57.10	2:39.58
16	Heidkamp, Genna M	17	WEST-IL	2:40.36
	34.66	1:15.06	1:57.37	2:40.36
17	Wall, Emma R	16	SPA-AR	2:40.83
	36.28	1:16.38	1:58.31	2:40.83
18	Iwanicki, Alex A	17	UN WE-IL	2:41.07
	34.75	1:15.46	1:57.88	2:41.07
19	Milborn, Molly K	19	SSC-IN	2:42.38
	34.91	1:15.15	1:57.72	2:42.38
20	Wittrock, Kaley A	20	JCAY-MV	2:43.18
	36.09	1:16.52	2:00.38	2:43.18
21	Debandt, Haley E	16	CSP-OZ	2:43.50
	36.22	1:18.44	2:01.55	2:43.50
22	Glogoza, Meghan E	16	CSP-OZ	2:44.00
	36.22	1:17.72	2:00.92	2:44.00
23	Fisher, Hannah M	15	PAWW-IL	2:44.11
	36.15	1:17.80	2:01.24	2:44.11
24	Vance, Kelsea D	20	UN-AR	2:44.17
	36.63	1:17.61	2:01.56	2:44.17
25	Troy, Taylor N	17	WEST-IL	2:45.15
	36.12	1:17.38	2:01.58	2:45.15

26	Coe, Courtney M	16	RPLX-OZ	2:45.31
	35.44	1:17.69	2:00.80	2:45.31
27	Veselik, Hannah V	17	WEST-IL	2:46.89
	35.28	1:17.29	2:01.95	2:46.89
28	Schroeder, Maria N	15	RPLX-OZ	2:48.88
	34.80	1:16.33	2:01.47	2:48.88
29	Highlander, Emily J	17	CSP-OZ	2:49.24
	36.01	1:18.56	2:04.54	2:49.24
30	Shurmur, Erica L	17	CSP-OZ	2:49.46
	36.66	1:19.61	2:05.23	2:49.46
31	Pavich, Lindsay M	17	WEST-IL	2:52.96
	35.98	1:18.10	2:04.35	2:52.96
32	Wickham, Haley R	16	WEST-IL	2:55.62
	36.00	1:20.23	2:07.73	2:55.62
33	Talley, Michal A	15	RPLX-OZ	2:56.26
	37.53	1:22.95	2:10.82	2:56.26
34	Thro, Gabrielle F	15	YOSI-OZ	2:57.51
	36.98	1:21.59	2:09.18	2:57.51
35	Rill, Gigi P	15	CSP-OZ	2:58.35
	38.94	1:24.10	2:12.05	2:58.35
36	Bach, Meghan	15	CSP-OZ	3:01.41
	38.12	1:24.23	2:11.87	3:01.41
37	Wilmsen, Madeleine C	15	RSCA-OZ	3:02.44
	39.06	1:25.84	2:13.84	3:02.44
38	Dunn, Alex N	15	CSP-OZ	3:08.26
	41.58	1:30.50	2:20.42	3:08.26

#12 Boys Open 200 Meter Fly
Sponsor: The Barchugova Family
The Vidlak Family

Meet Record: 2:10.73R 2009 Ellis Miller

Name	Age	Team	Finals Time	
A - Final				
1 Elliott, Matt D	18	PAWW-IL	2:11.20	
	29.19	1:02.52	1:37.09	2:11.20
2 Sloan, Ben P	16	LA-MV	2:12.32	
	29.45	1:02.31	1:36.81	2:12.32
3 Schimmelpfenning, Ja	15	PAWW-IL	2:15.33	
	30.42	1:04.17	1:39.18	2:15.33
4 Querciagrossa, Jon L	18	PAWW-IL	2:15.95	
	31.09	1:05.54	1:40.82	2:15.95
5 Butler, Philip J	16	NSC-IN	2:21.01	
	31.48	1:06.21	1:43.65	2:21.01

6	Zeurcher, Zach M	17	SSC-IN	2:22.78
	31.66	1:07.79	1:45.09	2:22.78
7	Baker, Ryan R	15	RPLX-OZ	2:23.32
	32.54	1:07.39	1:45.19	2:23.32
8	Knasel, Garrett T	15	CSP-OZ	2:27.68
	32.16	1:06.79	1:47.24	2:27.68

B - Final

9	Benage, Tim C	18	CSP-OZ	2:20.39
	30.26	1:05.62	1:42.81	2:20.39
10	Schranck, Douglas E	21	EDWY-OZ	2:23.57
	30.23	1:05.65	1:44.14	2:23.57
11	Bish, Austin J	17	LRAD-AR	2:23.97
	31.02	1:06.48	1:44.15	2:23.97
12	Hunt, Austin A	16	HAWG-AR	2:28.65
	32.52	1:09.43	1:48.74	2:28.65
13	Parsons, Dustin L	16	SEAL-OZ	2:28.70
	32.45	1:09.88	1:48.22	2:28.70
14	Masters, Michael J	16	SSC-IN	2:29.39
	32.04	1:09.09	1:48.68	2:29.39
15	Peters, Bryce A	17	WEST-IL	2:30.14
	32.58	1:11.38	1:51.60	2:30.14
16	Smith, Mark L	16	WEST-IL	2:32.75
	32.10	1:09.64	1:50.47	2:32.75

C - Final

17	Kraus, Mitch J	15	RPLX-OZ	2:29.42
	34.17	1:10.76	1:51.54	2:29.42
18	Kelley, Rick W	16	SSC-IN	2:30.07
	30.34	1:07.09	1:48.47	2:30.07
19	Cross, Thomas B	15	SSC-IN	2:33.51
	31.68	1:09.55	1:51.88	2:33.51
20	Haefner, Brandon D	15	HAWG-AR	2:34.72
	33.24	1:11.87	1:53.90	2:34.72
21	Heye, Christopher W	15	LRAD-AR	2:35.87
	34.21	1:13.68	1:54.48	2:35.87
22	Holland, Colton T	17	HAWG-AR	2:36.08
	32.64	1:10.87	1:52.50	2:36.08
23	Barnes, Elliott H	15	CSP-OZ	2:37.43
	32.28	1:09.37	1:52.15	2:37.43
24	Wall, Patrick M	19	CSP-OZ	2:38.35
	33.07	1:11.97	1:53.79	2:38.35



CSP Tideriders Summer Invitational - 6/24/2011 to 6/26/2011

CSP Tideriders Summer Invitational, Sanction #: 5363

June 24 - 26, 2011

Results

#12 Boys Open 200 Meter Fly

Sponsor: The Barchugova Family

The Vidlak Family

Meet Record: 2:10.73R 2009 Ellis Miller

Name	Age	Team	Prelim Time
Preliminaries			
1 Elliott, Matt D	18	PAWW-IL	2:12.88
	28.95	1:01.88	1:36.68
2 Sloan, Ben P	16	LA-MV	2:13.83
	29.82	1:03.17	1:37.67
3 Butler, Philip J	16	NSC-IN	2:19.41
	32.39	1:07.43	1:43.98
4 Schimmelpfenning, Jai	15	PAWW-IL	2:21.94
	30.69	1:06.00	1:42.96
5 Zeurcher, Zach M	17	SSC-IN	2:21.98
	30.74	1:06.05	1:43.15
6 Querciagrossa, Jon L	18	PAWW-IL	2:22.42
	31.10	1:06.28	1:43.95
7 Schranck, Andrew F	21	EDWY-OZ	2:22.60
	31.34	1:07.36	1:44.28
8 Baker, Ryan R	15	RPLX-OZ	2:23.66
	32.56	1:08.79	1:46.33
9 Knasel, Garrett T	15	CSP-OZ	2:25.50
	31.83	1:07.74	1:45.93
10 Benage, Tim C	18	CSP-OZ	2:25.97
	30.87	1:07.41	1:46.36
11 Schranck, Douglas E	21	EDWY-OZ	2:28.25
	31.64	1:08.37	1:47.16
12 Smith, Mark L	16	WEST-IL	2:29.85
	32.81	1:09.99	1:49.91
13 Parsons, Dustin L	16	SEAL-OZ	2:30.15
	32.86	1:09.51	1:50.27
*14 Quigley, Kian D	15	PKWY-OZ	2:30.51
	33.23	1:10.99	1:50.82
*14 Peters, Bryce A	17	WEST-IL	2:30.51
	32.32	1:09.85	1:50.90
16 Bish, Austin J	17	LRAD-AR	2:30.65
	32.38	1:09.44	1:49.43
17 Masters, Michael J	16	SSC-IN	2:31.07
	32.18	1:08.35	1:49.66
18 Hunt, Austin A	16	HAWG-AR	2:31.62
	33.83	1:11.52	1:51.66

19 Barnes, Elliott H	15	CSP-OZ	2:34.12
	33.91	1:11.53	1:53.36
20 Flavin, Timothy E	15	PKWY-OZ	2:35.21
	35.55	1:15.36	1:54.94
21 Cross, Thomas B	15	SSC-IN	2:35.68
	33.55	1:13.33	1:54.85
22 Grass, Josh M	16	PKWY-OZ	2:35.72
	34.65	1:14.32	1:55.48
23 Kraus, Mitch J	15	RPLX-OZ	2:36.35
	34.32	1:13.20	1:54.32
24 Wall, Patrick M	19	CSP-OZ	2:37.05
	32.08	1:09.34	1:50.38
25 Holland, Colton T	17	HAWG-AR	2:37.30
	32.26	1:11.20	1:52.67
26 Heye, Christopher W	15	LRAD-AR	2:38.53
	35.71	1:15.07	1:57.49
27 Haefner, Brandon D	15	HAWG-AR	2:38.75
	33.60	1:13.29	1:56.18
28 Kelley, Rick W	16	SSC-IN	2:39.99
	30.68	1:07.71	1:52.50
29 Suek, Nathan	16	UN WE-IL	2:41.94
	33.21	1:13.62	1:57.19
30 Noble, Easton W	16	CSP-OZ	2:43.81
	33.15	1:13.82	1:58.51
31 Brenner, Noah A	15	SSC-IN	2:46.51
	36.18	1:19.70	2:04.30
32 Crell, Jacob S	18	SSC-IN	2:50.40
	34.97	1:18.19	2:05.06
33 Johnson, Luke C	16	SSC-IN	2:52.80
	36.15	1:20.55	2:07.54

#13 Girls 13-14 400 Meter Free

Sponsor: The Barchugova Family

The Wiese Family

Meet Record: 4:34.88R 2009 Emma B Smith

Name	Age	Team	Finals Time
1 Finlay, Sarah R	13	CSP-OZ	4:38.85
	32.77	1:07.57	1:42.66
	2:52.90	3:28.50	4:04.37
2 Farley-Sepe, Kierston	13	WEST-IL	4:43.38
	31.96	1:07.29	1:42.89
	2:54.82	3:31.65	4:08.23

3 Cox, Maggie N	14	CSP-OZ	4:48.21
	33.56	1:09.56	1:46.19
	2:59.40	3:36.09	4:12.68
4 Adams, Ashton E	13	PAWW-IL	4:48.40
	33.67	1:10.00	1:46.87
	3:01.18	3:38.29	4:14.80
5 Ries, Jordan E	14	PAWW-IL	4:48.95
	33.41	1:09.51	1:46.43
	3:00.76	3:37.88	4:14.53
6 Maurer, Nicole A	14	CSP-OZ	4:50.88
7 Chon, Eun Sol	14	HAWG-AR	4:50.89
	33.56	1:10.26	1:47.10
	3:00.60	3:37.62	4:15.07
8 Roberts, Shannon C	14	COPS-NT	4:52.58
9 Treski, Olivia C	14	NSC-IN	4:55.50
10 Burleson, Shelby E	14	LRAD-AR	4:55.53
	33.92	1:10.02	1:47.48
	3:02.60	3:40.16	4:17.98
11 Beatty, Lauren E	14	SPA-AR	4:56.92
12 Leif, Hannah R	13	SPA-AR	4:57.16
13 Reichert, Ashley A	14	CSP-OZ	4:58.33
	33.64	1:10.57	1:48.80
	3:04.79	3:42.73	4:20.46
14 Ahls, Charlotte L	14	SSC-IN	4:58.58
	33.36	1:10.50	1:48.35
	3:04.56	3:42.86	4:21.41
15 Sweet, Jordan L	13	LRAD-AR	4:58.88
16 Sutherlin, Kylie B	13	SSC-IN	4:59.69
17 Barnes, Allie L	13	SSC-IN	5:03.10
	33.51	1:09.49	1:46.13
	3:00.36	3:37.81	4:14.87
18 Mudd, Natalie M	13	SSC-IN	5:04.12
	33.58	1:10.88	1:49.02
	3:05.60	3:44.26	4:22.59
19 Vestal, Madison R	14	PAWW-IL	5:07.34
20 Wilkes, Jenna M	14	PKWY-OZ	5:08.12
	33.17	1:09.50	1:46.57
	3:01.59	3:39.50	4:16.23
21 Crook, Kirsten L	14	PKWY-OZ	5:08.21
	33.74	1:10.84	1:48.61
	3:05.26	3:43.20	4:20.83
22 Davies, Paige G	13	SSC-IN	5:08.50
	33.95	1:11.65	1:49.80
	3:06.61	3:44.30	4:22.20



CSP Tideriders Summer Invitational - 6/24/2011 to 6/26/2011

CSP Tideriders Summer Invitational, Sanction #: 5363

June 24 - 26, 2011

Results

(#13 Girls 13-14 400 Meter Free)

23	Petersen, Kristen N	13	PKWY-OZ	5:10.07
	34.69	1:12.88	1:51.63	2:30.64
	3:10.19	3:49.75	4:29.17	5:10.07
24	Sisson, Kaylee K	13	SPA-AR	5:22.91
	35.01	1:12.55	1:50.31	2:27.98
	3:05.21	3:42.49	4:19.34	5:22.91
25	Daniels, Ashley N	13	CSP-OZ	5:24.14
26	O'Leary, Mary Kathryn	14	CSP-OZ	5:27.48
27	Skor, Dani A	13	CSP-OZ	5:55.75
28	Nagy, Greta S	13	CSP-OZ	5:58.15

#14 Boys 13-14 400 Meter Free

Sponsor: The Barchugova Family

The Wiese Family

Meet Record: 4:26.56R 2010 Jared Schimmelpfen

Name	Age	Team	Finals Time
1 Young, Joe A	14	SSC-IN	4:30.98
	31.03	1:04.89	1:39.40
	2:48.25	3:22.85	3:57.22
			4:30.98
2 Petrich, Evan M	14	SPA-AR	4:34.24
	32.41	1:07.42	1:41.44
	2:49.97	3:24.32	3:59.26
			4:34.24
3 Hunt, Jason E	14	HAWG-AR	4:36.27
	31.84	1:06.42	1:41.87
	2:53.48	3:28.77	4:02.63
			4:36.27
4 Bousky, Alex J	14	PAWW-IL	4:36.54
	31.66	1:06.24	1:41.73
	2:52.48	3:27.91	4:03.27
			4:36.54
5 Reichert, Christopher	14	CSP-OZ	4:44.28
	31.27	1:06.15	1:42.50
	2:56.14	3:33.03	4:10.11
			4:44.28
6 Bailey, Cody A	14	SALU-OZ	4:44.29
	32.67	1:08.44	1:44.91
	2:58.86	3:35.12	4:10.73
			4:44.29
7 Hedgecock, John N	14	HAWG-AR	4:49.57
	32.46	1:08.89	1:45.42
	2:59.00	3:36.24	4:13.13
			4:49.57
8 Stone, Jacob M	13	SALU-OZ	4:49.78
	31.57	1:07.43	1:44.71
	2:59.90	3:38.09	4:15.00
			4:49.78
9 Andrews, Justin M	13	CSP-OZ	4:50.96
	32.64	1:08.68	1:45.69
	3:00.84	3:38.04	4:15.29
			4:50.96

10 O'Bryan, Lucas K	14	WEST-IL	4:52.83
	31.86	1:08.58	1:46.29
	3:01.20	3:39.41	4:17.31
			4:52.83
11 Clark, Wilson L	14	SSC-IN	4:53.62
	32.77	1:09.88	1:47.58
	3:03.44	3:41.07	4:18.70
			4:53.62
12 Oh, Samuel	13	PKWY-OZ	4:56.61
	33.18	1:09.96	1:47.78
	3:03.83	3:42.65	4:19.95
			4:56.61
13 Heye, Thomas E	13	LRAD-AR	4:57.81
	35.51	1:13.49	1:51.49
	3:07.18	3:44.94	4:21.92
			4:57.81
14 Tierney, Dixon H	13	SSC-IN	5:00.47
	34.15	1:10.94	1:49.45
	3:06.30	3:44.91	4:23.49
			5:00.47
15 Bonnett, Andrew D	13	PKWY-OZ	5:04.86
	34.21	1:12.61	1:51.87
	3:09.25	3:48.31	4:27.15
			5:04.86
16 Wood, Brisco A	13	SSC-IN	5:08.41
	34.49	1:12.97	1:52.82
	3:12.12	3:51.55	4:31.23
			5:08.41
17 Knasel, Justin K	14	CSP-OZ	5:11.53
	34.34	1:12.98	1:52.34
	3:11.03	3:50.59	4:30.93
			5:11.53
18 Reichert, Nicholas C	14	CSP-OZ	5:13.42
	33.74	1:13.02	1:53.47
	3:14.32	3:56.82	4:36.01
			5:13.42
19 Schott, Collin J	13	CSP-OZ	5:13.78
	34.47	1:13.20	1:54.13
	3:15.96	3:57.13	4:36.31
			5:13.78
20 Heidecker, Josh J	14	NSC-IN	5:15.50
	35.80	1:14.24	1:53.86
	3:16.03	3:56.90	4:37.40
			5:15.50
21 Young, Toby B	13	CSP-OZ	5:24.31
	34.46	1:14.83	1:56.50
	3:20.24	4:02.00	4:43.54
			5:24.31
22 McBride, Brett P	14	CSP-OZ	5:29.51
	35.45	1:16.41	1:59.18
	3:23.45	4:06.58	4:48.60
			5:29.51
23 Zimmerman, Joshua A	13	PKWY-OZ	5:29.97
	35.35	1:15.87	1:58.06
	3:22.97	4:06.42	4:50.27
			5:29.97


#15 Girls Open 400 Meter Free

Sponsor: The Barrett Family

The Wiese Family

Meet Record: 4:28.31R 2011 Alison M Templin

Name	Age	Team	Finals Time
1 Templin, Alison M	21	UN-AR	4:28.31R
	32.28	1:06.37	1:40.25
	2:47.30	3:21.13	3:55.17
			4:28.31
2 Sverrisdottir, Sigrun B	21	HAWG-AR	4:30.39
	32.34	1:06.38	1:40.63
	2:48.43	3:22.66	3:57.20
			4:30.39
3 Stoughton, Becky L	18	PAWW-IL	4:30.67
	31.27	1:04.72	1:38.80
	2:47.93	3:22.65	3:57.32
			4:30.67
4 Kucherich, Julia A	19	UN-AR	4:36.48
	33.08	1:07.96	1:42.93
	2:52.66	3:27.55	4:02.28
			4:36.48
5 Hubbard, Courtney K	20	HAWG-AR	4:37.11
6 Garrison, Jessie L	15	LRAD-AR	4:38.54
	33.32	1:08.42	1:43.36
	2:53.36	3:28.41	4:03.62
			4:38.54
7 Maurer, Taylor M	16	CSP-OZ	4:41.62
8 Walker, Kelsie M	15	SALU-OZ	4:41.92
	32.84	1:08.15	1:43.75
	2:54.42	3:30.38	4:06.32
			4:41.92
9 Stiegemeier, Grace G	15	CSP-OZ	4:43.23
10 Wall, Maddie L	17	CSP-OZ	4:44.01
	32.58	1:07.93	1:43.49
	2:55.45	3:31.65	4:08.25
			4:44.01
11 Holtzen, Jenny M	17	HAWG-AR	4:44.16
	33.46	1:09.34	1:44.97
	2:56.68	3:32.65	4:08.62
			4:44.16
12 Whitbeck, Katie A	21	UN-AR	4:44.29
13 Hertzler, Aubrey K	19	SSC-IN	4:44.44
14 Howard, Mary Beth E	18	CSP-OZ	4:45.99
15 Fauska, Sarah R	15	CSP-OZ	4:47.35
16 Metz, Emma C	15	SPA-AR	4:48.39
17 Mullenix, Morgan A	17	CSP-OZ	4:48.55
18 Vitek, Elly C	16	WEST-IL	4:48.83
19 Carter-Brooks, Deneer	15	SPA-AR	4:49.17
20 Krane, Elizabeth W	17	CSP-OZ	4:49.31
21 Worthington, Kristen F	16	WEST-IL	4:52.21
22 Debandt, Haley E	16	CSP-OZ	4:58.77
23 Miller, Nicole E	18	PAWW-IL	4:59.22



CSP Tideriders Summer Invitational - 6/24/2011 to 6/26/2011

CSP Tideriders Summer Invitational, Sanction #: 5363

June 24 - 26, 2011

Results

(#15 Girls Open 400 Meter Free)

24	Newlon, Angela N	16	YOSI-OZ	5:04.31
25	Highlander, Emily J	17	CSP-OZ	5:04.70
26	Statzer, Gigi V	18	CSP-OZ	5:05.88
27	George, Ellie M	15	CSP-OZ	5:06.14
28	Reisinger, Lily V	15	CSP-OZ	5:07.58
29	Sikora, Danielle G	15	CSP-OZ	5:14.10
30	Glogoza, Meghan E	16	CSP-OZ	5:14.61
31	McBride, Erin M	17	CSP-OZ	5:23.21

#16 Boys Open 400 Meter Free

Sponsor: The Barrett Family

The Wiese Family

Meet Record: 4:14.00R 2010 Matt S Kruse

Name	Age	Team	Finals Time
1 Elliott, Matt D	18	PAWW-IL	4:15.89
29.62	1:01.01	1:33.15	2:05.53
2:38.71	3:11.47	3:44.02	4:15.89
2 Querciagrossa, Jon L	18	PAWW-IL	4:19.18
30.39	1:02.61	1:35.81	2:09.23
2:42.81	3:15.65	3:48.82	4:19.18
3 Querciagrossa, Jake J	20	UN WV-W	4:20.17
30.25	1:02.57	1:35.64	2:08.93
2:41.87	3:14.92	3:48.18	4:20.17
4 Schimmelpfenning, Jai	15	PAWW-IL	4:20.95
30.18	1:02.51	1:35.73	2:09.03
2:42.56	3:16.04	3:49.36	4:20.95
5 Andregg, Zachary E	17	LA-MV	4:21.09
29.91	1:02.53	1:35.75	2:08.91
2:42.64	3:16.35	3:49.38	4:21.09
6 Glogoza, Alex J	17	CSP-OZ	4:22.48
29.29	1:01.58	1:34.71	2:08.73
2:43.26	3:17.69	3:51.79	4:22.48
7 Baker, Ryan R	15	RPLX-OZ	4:22.73
30.95	1:04.33	1:38.12	2:11.69
2:45.19	3:18.70	3:51.12	4:22.73
8 Friedhoff, Cody L	19	CSP-OZ	4:27.58
29.31	1:01.61	1:34.47	2:08.27
2:42.29	3:17.44	3:51.78	4:27.58
9 Sloan, Luke F	15	CSP-OZ	4:27.74
10 Thomas, Dexter W	17	HAWG-AF	4:27.83
11 Butler, Philip J	16	NSC-IN	4:31.03
12 Ries, Deven G	16	PAWW-IL	4:31.49
13 Collier, Sam C	19	RSCA-OZ	4:32.36

14 Wilmoth, Brooks B	19	LRAD-AR	4:35.08
15 Knasel, Garrett T	15	CSP-OZ	4:36.27
16 McCauley, Blake A	16	LRAD-AR	4:38.41
17 Wall, Patrick M	19	CSP-OZ	4:43.23
18 Wiedeman, Evan J	19	SSC-IN	4:45.16
19 Werkema, Sean R	17	WEST-IL	4:46.25
20 Barnes, Elliott H	15	CSP-OZ	4:47.08
21 Neaveill, Chris D	16	PAWW-IL	4:47.34
22 Gramling, Jordan M	16	SEAL-OZ	4:47.39
23 Hall, Ryan G	17	SALU-OZ	4:47.40
24 Finlay, Jack B	15	CSP-OZ	4:47.78
25 Neaveill, Tyler A	18	PAWW-IL	4:48.37
26 Newton, Destry A	18	CSP-OZ	4:54.85

#17 Girls 13-14 400 Meter Free Relay

Sponsor: The Barrett Family

The Xu Family

Meet Record: 4:11.45R 2009 ST. CHARLES SWIM

L Licari, L Reynolds, N Chapko, E Smith

Team	Relay	Finals Time	
1 SSC-IN	A	4:16.60	
Clevenger, Robyn N 13	Mudd, Natalie M 13		
Barnes, Allie L 13	Ahls, Charlotte L 14		
29.62	1:01.89	1:32.43	2:06.73
2:37.16	3:11.47	3:42.08	4:16.60
2 CSP-OZ	A	4:21.74	
Finlay, Sarah R 13	Cox, Maggie N 14		
Welty, Lydia D 13	Maurer, Nicole A 14		
30.48	1:04.17	1:34.96	2:08.44
2:39.92	3:14.49	3:46.96	4:21.74
3 HAWG-AR	A	4:24.84	
Womack, Haley E 13	Donovan, Tanj M 14		
Holland, Carly F 14	Chon, Eun Sol 14		
31.74	1:07.53	1:39.19	2:14.94
2:45.23	3:19.47	3:50.71	4:24.84
4 SSC-IN	B	4:28.20	
Jarosinski, Jenna K 13	Booth, Hannah L 13		
Christophersen, Emily R	Sutherlin, Kylie B 13		
31.60	1:05.82	1:38.93	2:16.23
2:48.10	3:22.94	3:53.72	4:28.20
5 PAWW-IL	A	4:30.05	
Ries, Jordan E 14	Vestal, Madison R 14		
Smarjesse, Kate H 14	Adams, Ashton E 13		
32.17	1:06.58	1:38.76	2:13.76
2:47.05	3:23.39	3:55.60	4:30.05

6 WEST-IL	A	4:36.20	
Farley-Sepe, Kierston R	Malecki, Courtney E 13		
O'Malley, Hannah E 13	Suek, Hanna 14		
30.88	1:04.69	1:37.89	2:15.02
2:48.26	3:27.42	3:58.67	4:36.20
7 CSP-OZ	B	4:45.61	
Reichert, Ashley A 14	Malloy, Megan E 14		
Daniels, Ashley N 13	Skor, Dani A 13		
32.87	1:08.33	1:41.17	2:18.88
2:52.77	3:30.59	4:05.62	4:45.61
8 SSC-IN	C	4:54.61	
Davies, Paige G 13	Kennedy, Katie M 13		
King, Jessica T 14	Ratliff, Emily E 13		
35.41	1:13.49	1:50.31	2:31.21
3:04.92	3:46.65	4:17.73	4:54.61
9 NSC-IN	A	4:55.00	
Treski, Olivia C 14	Lesh, Rachel N 13		
Katz, Julia M 13	Haerle, Sarah W 13		
32.26	1:06.69	1:43.79	2:29.54
3:03.43	3:50.77	4:16.74	4:55.00

#18 Boys 13-14 400 Meter Free Relay

Sponsor: The Barrett Family

The Xu Family

Meet Record: 4:00.18R 2009 ST. CHARLES SWIM

C Dieter, J Kanute, N Watts, T Bindseil

Team	Relay	Finals Time	
1 WEST-IL	A	4:06.92	
Powell, Brian R 13	Pyzdrowski, Jonathan S		
O'Bryan, Lucas K 14	Tieke, Zach W 14		
29.12	1:01.20	1:22.33	
1:30.30	2:03.46	2:34.74	4:06.92
2 SSC-IN	A	4:13.06	
Teague, Quinn H 14	Clark, Wilson L 14		
Kapp, Samuel A 14	Young, Joe A 14		
30.61	1:04.12	1:33.70	2:07.05
2:37.01	3:11.02	3:40.55	4:13.06
3 WEST-IL	B	4:29.39	
Pircon, Adam W 14	Kratka, Martin D 14		
LaValle, Albert D 13	Smith, Craig J 13		
30.94	1:05.05	1:35.08	2:08.76
2:43.30	3:22.18	3:53.79	4:29.39



CSP Tideriders Summer Invitational - 6/24/2011 to 6/26/2011

CSP Tideriders Summer Invitational, Sanction #: 5363

June 24 - 26, 2011

Results

(#18 Boys 13-14 400 Meter Free Relay)

4 HAWG-AR	A	4:31.45
Hescott, PJ J 14	Hedgecock, John N 14	
Hatton, Jace C 13	Hunt, Jason E 14	
30.56	1:05.14	1:36.70 2:11.25
2:46.82	3:27.63	3:58.59 4:31.45
5 SSC-IN	B	4:31.63
Teague, Levi C 14	Wood, Brisco A 13	
Brunelli, Joe G 14	Tierney, Dixon H 13	
33.20	1:10.61	1:41.90 2:17.66
2:49.01	3:24.22	3:56.99 4:31.63
6 NSC-IN	A	4:32.46
Kolleck, Trey A 14	Heidecker, Josh J 14	
Wilson, Harrison D 14	Hurlock, Patrick M 13	
31.24	1:05.32	1:36.63 2:12.73
2:43.64	3:18.08	3:53.34 4:32.46
7 CSP-OZ	B	4:34.99
Knasel, Justin K 14	Reichert, Nicholas C 14	
Schott, Collin J 13	Nester, Michael D 13	
32.42	1:08.13	1:40.30 2:16.86
2:48.55	3:24.62	3:57.81 4:34.99
--- CSP-OZ	A	DQ
Reichert, Christopher K	McBride, Brett P 14	
Andrews, Justin M 13	Waterman, Tyler S 14	
29.91	1:02.66	1:32.28 2:06.15
2:36.43	3:09.42	3:39.45 DQ

#19 Girls Open 400 Meter Free Relay

Sponsor: The Brodersen Family

The Xu Family

Meet Record: 4:03.53R 2010 CSP Tideriders

T Reynolds, M Wall, A Green, J Schilling

Team	Relay	Finals Time
1 CSP-OZ	A	4:09.77
Goessling, Annie B 17	Wall, Maddie L 17	
Krane, Elizabeth W 17	Ogbevoen, Etinosa J 17	
29.76	1:01.50	1:31.14 2:02.96
2:33.07	3:05.98	3:36.05 4:09.77
2 CSP-OZ	B	4:12.91
Mullenix, Morgan A 17	Howard, Mary Beth E 17	
Stiegemeyer, Grace G 17	Fauska, Sarah R 15	
30.87	1:04.52	1:34.58 2:07.89
2:37.66	3:10.60	3:40.09 4:12.91

3 WEST-IL	A	4:13.74
Vitek, Elly C 16	Worthington, Kristen K	
Coady, Jennifer J 16	Barron, Maureen T 16	
30.03	1:02.30	1:32.68 2:06.11
2:36.46	3:10.52	3:39.77 4:13.74
4 HAWG-AR	A	4:15.86
Braun, Liz A 18	Sverrisdottir, Sigrun B 20	
Lunkenheimer, Lisa M 20	Hubbard, Courtney K 20	
30.76	1:04.34	1:34.14 2:06.87
2:38.35	3:12.97	3:43.39 4:15.86
5 SPA-AR	A	4:17.95
Carter-Brooks, Deneen L	Nelson, Madeline G 14	
Sisson, Nikki L 14	Stein, Gretchen A 17	
30.88	1:03.53	1:33.97 2:07.60
2:39.03	3:13.45	3:44.54 4:17.95
6 RPLX-OZ	A	4:20.87
Strickler, Alison C 16	Coe, Courtney M 16	
Westlake, Gloria R 17	Schroeder, Maria N 15	
31.26	1:06.07	1:36.81 2:10.91
2:42.94	3:25.19	3:48.19 4:20.87
7 CSP-OZ	C	4:23.53
Kokenyesi, Rachel A 16	Maurer, Taylor M 16	
Qualy, Madison S 17	Debandt, Haley E 16	
31.69	1:05.52	1:36.14 2:11.12
2:42.73	3:17.19	3:48.44 4:23.53
8 HAWG-AR	B	4:25.03
Whitbeck, Lizzy S 18	Menzel, Nicole M 19	
O'Grady, Courtney E 21	Holtzen, Jenny M 17	
32.23	1:07.29	1:37.80 2:11.49
2:43.62	3:19.01	3:50.43 4:25.03
9 WEST-IL	B	4:25.38
Heidkamp, Genna M 17	Wickham, Haley R 16	
Gibbons, Grace E 15	Pavich, Lindsay M 17	
31.81	1:07.32	1:37.67 2:11.46
2:42.49	3:17.24	3:48.99 4:25.38
10 SPA-AR	B	4:27.14
Sisson, Kaylee K 13	Beatty, Lauren E 14	
Leif, Hannah R 13	Metz, Emma C 15	
32.33	1:08.21	1:41.29 2:17.30
2:48.88	3:22.96	3:53.80 4:27.14
11 LRAD-AR	A	4:27.44
Burleson, Shelby E 14	Sweet, Jordan L 13	
Haralson, Delaney L 13	Garrison, Jessie L 15	
31.90	1:06.92	1:40.03 2:17.22
2:48.39	3:23.41	3:53.88 4:27.44

12 LA-MV	A	4:30.06
Caldwell, Courtney K 17	Grabill, Phoebe W 15	
Grabill, Reese H 17	Portela, Chloe N 18	
30.53	1:02.93	1:36.62 2:15.18
2:47.32	3:23.13	3:54.13 4:30.06
13 WEST-IL	C	4:30.60
Vinyard, Dana D 17	Troy, Taylor N 17	
Veselik, Hannah V 17	Everett, Elizabeth M 15	
32.02	1:08.27	1:40.84 2:16.64
2:48.38	3:23.16	3:55.11 4:30.60
14 RPLX-OZ	B	4:41.47
Grimm, Kayla M 15	Schuette, Jessica M 16	
Talley, Michal A 15	Wood, Jennifer A 14	
33.98	1:09.53	1:42.21 2:19.27
2:51.62	3:28.05	4:01.92 4:41.47
15 SPA-AR	C	4:44.48
Sheets, Payton C 14	Larkin, McKayla L 13	
Koss, Boo D 14	Wall, Emma R 16	
33.53	1:09.61	1:43.03 2:21.38
2:55.21	3:32.48	4:07.05 4:44.48
16 LA-MV	B	5:02.74
Smoot, Sarah A 15	LaFever, Kat C 13	
Potts, Kelsey R 13	Odrowski, Annie M 15	
37.45	1:18.62	1:54.54 2:37.00
3:12.41	4:15.07	4:25.58 5:02.74
--- PAWW-IL	A	DQ
Stoughton, Becky L 18	Miller, Nicole E 18	
Seidel, Kiersten R 16	Chang, Ally 16	
30.27	1:02.54	1:32.98 2:07.03
2:37.66	3:12.88	3:43.38 DQ

#20 Boys Open 400 Meter Free Relay


Sponsor: The Brodersen Family

The Xu Family

Meet Record: 3:43.89R 2011 Peoria Area Water W

J Querciagrossa, C Neaveill, M Elliott, T Neaveill

Team	Relay	Finals Time
1 PAWW-IL	A	3:43.89R
Querciagrossa, Jon L 18	Neaveill, Chris D 16	
Elliott, Matt D 18	Neaveill, Tyler A 18	
28.02	57.43	1:23.97 1:52.78
2:18.58	2:47.71	3:14.01 3:43.89



CSP Tideriders Summer Invitational - 6/24/2011 to 6/26/2011

CSP Tideriders Summer Invitational, Sanction #: 5363

June 24 - 26, 2011

Results

(#20 Boys Open 400 Meter Free Relay)

2	CSP-OZ	A	3:49.06
	Friedhoff, Cody L 19	Glogoza, Alex J 17	
	Benage, Tim C 18	Sloan, Luke F 15	
	27.69	57.35	1:24.10
	2:20.29	2:51.58	3:18.69
			3:49.06
3	LRAD-AR	A	3:55.94
	Wilmoth, Brooks B 19	McCauley, Blake A 16	
	Sun, Ravi W 16	Schildknecht, Calvin E 2	
	27.59	56.93	1:24.39
	2:23.61	2:56.68	3:25.16
			3:55.94
4	PAWW-IL	C	3:59.49
	Hanold, Noah R 15	Ries, Deven G 16	
	Chi, Will Y 17	Schimmelpfenning, Jare	
	27.93	58.19	1:26.31
	2:25.98	2:58.23	3:26.07
			3:59.49
5	WEST-IL	A	4:00.38
	Schroyer, Connor S 16	Weibel, Brendan A 15	
	O'Malley, Ryan M 16	Smith, Mark L 16	
	27.68	59.30	1:28.29
	2:29.88	2:59.50	3:28.54
			4:00.38
6	CSP-OZ	B	4:01.03
	O'Shea, Will J 15	Wall, Patrick M 19	
	Noble, Easton W 16	Barnes, Elliott H 15	
	29.40	1:01.09	1:29.45
	2:28.28	2:59.19	3:28.68
			4:01.03
7	HAWG-AR	A	4:02.16
	Holland, Colton T 17	Hunt, Austin A 16	
	Haefner, Brandon D 15	Thomas, Dexter W 17	
	29.06	1:00.89	1:30.66
	2:33.02	3:04.96	3:32.40
			4:02.16
8	RPLX-OZ	A	4:04.68
	Marler, Justin K 16	Smith, Drew T 17	
	Kraus, Mitch J 15	Baker, Ryan R 15	
	28.30	58.40	1:28.86
	2:32.72	3:05.38	3:33.78
			4:04.68
9	SSC-IN	A	4:05.04
	Cross, Thomas B 15	Kelley, Rick W 16	
	Zeurcher, Zach M 17	Wiedeman, Evan J 19	
	28.96	1:02.51	1:30.91
	2:34.41	3:05.03	3:33.34
			4:05.04

10	SPA-AR	A	4:06.76
	Watson, Ross 16	Brand, William E 15	
	Petrich, Evan M 14	Stein, Christopher M 15	
	29.70	1:03.78	1:32.47
	2:34.46	3:06.62	3:34.74
			4:06.76
11	LRAD-AR	B	4:07.23
	Bish, Blair C 14	Scott, Sam E 16	
	Cathey, Brandon C 15	Bish, Austin J 17	
	29.21	1:02.24	1:32.24
	2:34.60	3:07.33	3:35.59
			4:07.23
12	LA-MV	A	4:08.90
	Sloan, Ben P 16	Munk, Connor J 16	
	Schmiedeler, Cooper A 1	Andregg, Zachary E 17	
	28.43	59.18	1:28.97
	2:34.60	3:11.60	3:39.10
			4:08.90
13	SSC-IN	C	4:09.28
	Masters, Michael J 16	Flockenhaus, Peter D 17	
	Brunelli, Nicholas P 15	Perry, Ryan A 17	
	30.22	1:03.46	1:32.86
	2:34.13	3:06.84	3:35.91
			4:09.28
14	SSC-IN	B	4:13.86
	Brenner, Noah A 15	Johnson, Luke C 16	
	Baker, Collin M 17	Crell, Jacob S 18	
	29.58	1:02.76	1:32.37
	2:36.15	3:10.72	3:39.77
			4:13.86
15	WEST-IL	B	4:15.91
	Werkema, Sean R 17	Mapel, Eddie A 16	
	Peters, Bryce A 17	Candel, Alex A 16	
	30.57	1:03.93	1:34.31
	2:38.27	3:11.16	3:42.19
			4:15.91

#21 Girls 8&U 200 Meter Free Relay

Sponsor: The Brodersen Family

The Young Family

Meet Record: 2:54.66R 2009 ROCKWOOD SWIM

L McLaughlin, L BERNING, C BEHL, S GERSPACH

Team	Relay	Finals Time
1	CSP-OZ	A 3:25.15
	Carmody, Laura S 8	Crane, Rebecca A 8
	Roderick, Katherine K 6	Esparza, Maya G 7
	28.72	49.41
		3:25.15
2	CSP-OZ	B 4:22.92
	Beimdiek, Margaret A 7	Hoekel, Payton E 8
	Brown, Brianna A 7	Esparza, Sammie E 6
	1:01.38	1:49.94
		4:22.92

#22 Boys 8&U 200 Meter Free Relay

Sponsor: The Brodersen Family

The Young Family

Meet Record: 2:59.57R 2008 CSP Tideriders

J Wiese, N White, M Rogers-Boctor, P Illarionov

Team	Relay	Finals Time
1	CSP-OZ	A 3:17.19
	Barrette, Koji N 8	Gao, Dan D 8
	Gill, Joseph P 7	Naemi, Neema C 8
	42.16	1:34.04
		2:25.00
		3:17.19
2	CSP-OZ	B 4:14.63
	Holden, Evan W 8	Naemi, Naveed E 7
	Ng, Daniel E 8	Owenby, Emmett F 6
	22.92	
		1:05.76
		4:14.63
---	WEST-IL	A DQ
	Shannon, Liam M 8	Neil, Tommy J 7
	Owens, Jake A 8	Haeger, Tristan J 8
	41.98	
		1:15.73
		DQ

#23 Girls 10&U 200 Meter Free Relay

Sponsor: The Cooper Family

The Young Family

Meet Record: 2:20.08R 2008 Southeastern Swim C

A Barnes, H Booth, K Sutherlin, N Mudd

Team	Relay	Finals Time
1	RSCA-OZ	A 2:21.31
	Gerspach, Shannon L 10	Elbert, Abigail M 10
	Berning, Lauren J 10	Behl, Cate E 10
	32.75	58.52
		2:21.31
2	CSP-OZ	A 2:35.69
	Beard, Lauren M 9	Nourie, Camilla M 10
	Bach, Michaela S 10	Hulslander, Nancy L 9
	39.45	1:23.62
		1:55.67
		2:35.69
3	WEST-IL	A 2:40.60
	Glowniak, Anna E 10	Barcelona, Sarah G 10
	Owens, Grace E 10	LaValle, Audrey T 9
	37.58	1:18.73
		1:26.10
		2:40.60
4	CSP-OZ	B 2:46.78
	Liang, Lena H 9	Ross, Megan M 10
	Fredman, Sophie M 9	Roderick, Caroline K 9
	39.24	1:19.89
		2:05.36
		2:46.78
5	PKWY-OZ	A 3:11.93
	Kreikemeier, Tessa M 9	Robinson, Olivia G 7
	Robinson, Grace E 6	Theroux, Aly N 10
	18.32	
		40.11
		3:11.93



CSP Tideriders Summer Invitational - 6/24/2011 to 6/26/2011

CSP Tideriders Summer Invitational, Sanction #: 5363

June 24 - 26, 2011

Results

#24 Boys 10&U 200 Meter Free Relay

Sponsor: The Cooper Family

The Young Family

Meet Record: 2:22.16R 2009 ST. CHARLES SWIMMER K CHAPKO, N KUSZYNSKI, C HAWKINS, K LEWIS

Team	Relay	Finals Time
1 CSP-OZ	A	2:24.49
Gao, Luyi 10	Welch, Wil W 10	
Garner, Aaron P 10	Bodnar, Jack P 10	
35.93	1:13.31	1:42.44 2:24.49
2 WEST-IL	A	2:26.43
Lahmann, Donovan P 10	Boxell, Ben F 10	
Lahmann, Nolan P 8	McManus, Brian j 10	
33.98	1:12.85	1:49.38 2:26.43
3 PKWY-OZ	A	2:29.23
Feder, Joseph G 10	Gelman, Alex 9	
Robinson, Noah A 9	Robinson, Matthew W 10	
37.45	1:12.87	1:55.22 2:29.23
4 CSP-OZ	B	2:30.59
Miller, Alex T 10	O'Brien, Andrew T 9	
Young, William M 10	Fitzgerald, Colin P 9	
36.82	1:13.90	2:30.59
5 SSC-IN	A	2:33.96
Ratliff, Andrew J 10	Tierney, Aiden W 8	
Brunelli, Jacob T 10	Ratliff, Blake M 10	
37.07	1:19.15	1:52.95 2:33.96

#25 Girls 10&U 100 Meter Back

Sponsor: The Cooper Family

Meet Record: 1:19.41R 2008 Sarah R Finlay

Name	Age	Team	Finals Time
1 Gerspach, Shannon L	10	RSCA-OZ	1:24.30
41.35	1:24.30		
2 Amerman, Ashton R	10	PAWW-IL	1:25.48
41.65	1:25.48		
3 Behl, Cate E	10	RSCA-OZ	1:26.04
42.50	1:26.04		
4 Berning, Lauren J	10	RSCA-OZ	1:29.49
43.64	1:29.49		
5 Stalder, Kristen E	10	HAWG-AF	1:30.24
45.14	1:30.24		
6 Haerle, Hannah M	10	NSC-IN	1:31.48
44.55	1:31.48		
7 Hulslander, Nancy L	9	CSP-OZ	1:33.34
46.37	1:33.34		

8 Clevenger, Reagan L	10	SSC-IN	1:36.09
45.17	1:36.09		
9 Brannan, Sierra C	10	EDWY-OZ	1:36.94
46.73	1:36.94		
10 Hurlock, Alex M	10	NSC-IN	1:37.13
45.79	1:37.13		
11 Theroux, Aly N	10	PKWY-OZ	1:37.93
48.12	1:37.93		
12 Glowniak, Anna E	10	WEST-IL	1:38.56
48.70	1:38.56		
13 Sekula, Julianne B	10	HAWG-AF	1:38.63
46.66	1:38.63		
14 Booth, Morgan A	10	SSC-IN	1:38.78
46.73	1:38.78		
15 Porter, Kaitlyn E	9	NSC-IN	1:38.80
48.71	1:38.80		
16 Schattgen, Abbie W	9	JCAY-MV	1:39.37
47.49	1:39.37		
17 Heinrich, Maggie L	10	EDWY-OZ	1:40.49
46.87	1:40.49		
18 Ross, Megan M	10	CSP-OZ	1:40.51
49.23	1:40.51		
19 Beard, Lauren M	9	CSP-OZ	1:40.98
49.39	1:40.98		
20 Nourie, Camilla M	10	CSP-OZ	1:42.08
49.57	1:42.08		
21 Duggan, Ally M	10	RSCA-OZ	1:42.29
49.50	1:42.29		
22 Elbert, Abigail M	10	RSCA-OZ	1:42.45
49.23	1:42.45		
23 Ballet, Margaux C	10	CSP-OZ	1:43.40
51.12	1:43.40		
24 Owens, Grace E	10	WEST-IL	1:46.02
25 Liang, Lena H	9	CSP-OZ	1:46.42
51.74	1:46.42		
26 Hackett, Rebecca J	10	EDWY-OZ	1:46.71
51.56	1:46.71		
27 Timberman, Emily E	9	SSC-IN	1:47.89
49.54	1:47.89		
28 Barcelona, Sarah G	10	WEST-IL	1:48.37
51.19	1:48.37		
29 Carmody, Laura S	8	CSP-OZ	1:48.62
50.37	1:48.62		
30 Durbin, Sidney M	8	RSCA-OZ	1:49.25
51.23	1:49.25		


31 Pedersen, Ellie A	9	SSC-IN	1:49.57
50.27	1:49.57		
32 Kreikemeier, Tessa M	9	PKWY-OZ	1:50.71
53.29	1:50.71		
33 LaValle, Audrey T	9	WEST-IL	1:53.00
53.93	1:53.00		
34 Tichenor, Abby N	10	RSCA-OZ	1:53.13
53.45	1:53.13		
35 Pedersen, Mo-Mo E	8	SSC-IN	1:57.09
55.26	1:57.09		
36 Esparza, Maya G	7	CSP-OZ	1:59.42
57.18	1:59.42		
37 Fredman, Sophie M	9	CSP-OZ	2:02.49
57.70	2:02.49		
--- Bach, Michaela S	10	CSP-OZ	DQ
--- Main, Eva G	10	RSCA-OZ	DQ
48.61	DQ		

#26 Boys 10&U 100 Meter Back

Sponsor: The Cooper Family

Meet Record: 1:17.86R 2009 Kyle J Chapko

Name	Age	Team	Finals Time
1 Ratliff, Blake M	10	SSC-IN	1:21.30
40.03	1:21.30		
2 Edwards, Luke L	10	LA-MV	1:22.28
40.38	1:22.28		
3 Junker, Cole J	10	YOSI-OZ	1:23.93
40.49	1:23.93		
4 Maginn, Luke L	10	RSCA-OZ	1:29.23
43.02	1:29.23		
5 Gelman, Alex	9	PKWY-OZ	1:29.57
44.89	1:29.57		
6 Robinson, Matthew W	10	PKWY-OZ	1:30.18
43.68	1:30.18		
7 Miller, Alex T	10	CSP-OZ	1:30.27
43.91	1:30.27		
8 Lahmann, Donovan P	10	WEST-IL	1:30.31
44.65	1:30.31		
9 Garner, Aaron P	10	CSP-OZ	1:30.38
44.07	1:30.38		
10 Ratliff, Andrew J	10	SSC-IN	1:31.39
44.48	1:31.39		
11 Montgomery, Alex R	10	NSC-IN	1:31.60
44.67	1:31.60		



CSP Tideriders Summer Invitational - 6/24/2011 to 6/26/2011

CSP Tideriders Summer Invitational, Sanction #: 5363

June 24 - 26, 2011

Results

(#26 Boys 10&U 100 Meter Back)


12 Bodnar, Jack P	10	CSP-OZ	1:32.74	3 Edwards, Natalie E	12	YOSI-OZ	1:17.31	26 Hedgecock, Loren G	11	HAWG-AR	1:27.21
44.69	1:32.74			37.45	1:17.31			43.17	1:27.21		
13 Gao, Luyi	10	CSP-OZ	1:33.77	4 Kelly, Erin N	12	CSP-OZ	1:18.03	27 Reichert, Anna N	12	CSP-OZ	1:27.23
46.00	1:33.77			38.58	1:18.03			42.23	1:27.23		
14 Sloan, Landon M	10	LA-MV	1:34.23	5 Young, Anna E	12	SSC-IN	1:19.35	28 Krannawitter, Kara A	12	LA-MV	1:27.27
45.99	1:34.23			39.08	1:19.35			42.46	1:27.27		
15 Welch, Wil W	10	CSP-OZ	1:35.33	6 Ripp, Shelby I	11	UNA-OZ	1:19.84	29 Lugar, Megan A	12	SSC-IN	1:27.45
47.19	1:35.33			38.96	1:19.84			43.02	1:27.45		
16 Beam, Griffin T	10	EDWY-OZ	1:37.51	7 McManus, Sarah C	12	WEST-IL	1:19.99	30 Brazile, Emerson T	11	CSP-OZ	1:27.63
46.18	1:37.51			38.93	1:19.99			31 Willemse, Maud F	11	WEST-IL	1:27.70
17 Fitzgerald, Colin P	9	CSP-OZ	1:37.72	8 Brady, Victoria L	12	EDWY-OZ	1:20.60	42.55	1:27.70		
47.33	1:37.72			39.75	1:20.60			32 Duncan, Brenna N	12	JCAY-MV	1:27.74
18 Boxell, Ben F	10	WEST-IL	1:39.67	9 Tierney, Lydia A	11	SSC-IN	1:20.80	33 Brannan, Savannah G	12	EDWY-OZ	1:28.04
47.83	1:39.67			39.75	1:20.80			43.02	1:28.04		
19 LeVasseur, Preston S	8	EDWY-OZ	1:39.98	10 Daniels, Alexis V	12	CSP-OZ	1:20.92	34 McDaniels, Kelen K	11	PAWW-IL	1:28.05
45.90	1:39.98			39.78	1:20.92			43.07	1:28.05		
20 O'Brien, Andrew T	9	CSP-OZ	1:41.54	11 Mullen, Kate E	12	RSCA-OZ	1:20.96	35 Hatton, Leah R	11	HAWG-AR	1:28.56
48.79	1:41.54			39.94	1:20.99			44.33	1:28.56		
21 Tierney, Aiden W	8	SSC-IN	1:41.57	12 Mauze, Evie E	12	CSP-OZ	1:20.99	36 Liang, Leda M	11	CSP-OZ	1:28.69
46.86	1:41.57			39.94	1:20.99			43.04	1:28.69		
22 Robinson, Noah A	9	PKWY-OZ	1:45.54	13 Lemon, Alyssa L	12	RSCA-OZ	1:21.10	37 Barnes, Emily K	11	SSC-IN	1:29.40
51.34	1:45.54			38.42	1:21.10			42.81	1:29.40		
23 Young, William M	10	CSP-OZ	1:48.37	14 Gramlich, Jordy M	12	JCAY-MV	1:21.26	38 Brodersen, Katie M	11	CSP-OZ	1:29.48
39.76	1:21.65			38.62	1:21.26			43.12	1:29.48		
24 Heiss, Drew D	9	NSC-IN	1:50.45	15 Barrett, Elizabeth J	12	CSP-OZ	1:21.65	39 O'Connor, Katelyn S	12	LA-MV	1:30.01
53.38	1:50.45			39.76	1:21.65			40 Nigh, Rachel E	12	SSC-IN	1:30.74
25 Brunelli, Jacob T	10	SSC-IN	1:51.56	16 Miller, Anna M	11	RSCA-OZ	1:22.54	44.82	1:30.74		
54.54	1:51.56			38.83	1:22.54			41 Lavigne, Noelle P	11	YOSI-OZ	1:31.05
26 Streett, Keegan T	9	SSC-IN	1:55.26	17 Thro, Colette M	12	YOSI-OZ	1:24.73	44.15	1:31.05		
50.69	1:55.26			40.34	1:24.73			42 Goldenberg, Carlye B	12	CSP-OZ	1:31.18
--- McManus, Brian j	10	WEST-IL	DQ	18 Grinter, Bailey A	12	EDWY-OZ	1:24.97	43.76	1:31.18		
47.50	DQ			40.79	1:24.97			43 Prather, Zoe R	11	LA-MV	1:31.36
--- Blinder, Benjamin T	9	CSP-OZ	DQ	19 Squellati, Jessie N	12	RSCA-OZ	1:25.12	44 Hagge, Allison M	12	PKWY-OZ	1:31.46
55.85	DQ			40.90	1:25.12			43.79	1:31.46		
				20 Ballard, Hannah E	12	SSC-IN	1:25.18	45 Schkeryantz, Anna P	11	SSC-IN	1:31.57
				41.17	1:25.18			43.72	1:31.57		
				21 Williams, Nicole M	11	JCAY-MV	1:26.01	46 Womack, Erin T	12	HAWG-AR	1:31.87
				41.01	1:26.01			44.51	1:31.87		
				22 Kolleck, Kelly A	12	NSC-IN	1:26.54	47 Jurotich, Christina M	11	CSP-OZ	1:32.20
				42.21	1:26.54			45.51	1:32.20		
				23 Owenby, Abbey P	11	CSP-OZ	1:26.69	48 Heinzmann, Abbie M	12	SSC-IN	1:32.56
				43.29	1:26.69			42.86	1:32.56		
				24 George, Peri P	11	CSP-OZ	1:26.98	49 Clark, Hollis E	11	WEST-IL	1:32.98
				43.45	1:26.98			44.00	1:32.98		
				25 Poe, Alexis R	11	PKWY-OZ	1:27.17				
				40.80	1:27.17						

#27 Girls 11-12 100 Meter Back

Sponsor: The Farria Family

Meet Record: 1:10.80R 2008 Megan M Niermann

Name	Age	Team	Finals Time
1 Kelly, Audrey C	12	CSP-OZ	1:15.32
36.98	1:15.32		
2 McPherson, Elizabeth	12	EDWY-OZ	1:15.80
36.95	1:15.80		



CSP Tideriders Summer Invitational - 6/24/2011 to 6/26/2011

CSP Tideriders Summer Invitational, Sanction #: 5363

June 24 - 26, 2011

Results

(#27 Girls 11-12 100 Meter Back)

50	Breitmeyer, Sophie B	11	CSP-OZ	1:34.59
	45.84	1:34.59		
51	O'Bryan, Amanda S	11	WEST-IL	1:35.09
	45.74	1:35.09		
52	Schimmelpfenning, C	11	PAWW-IL	1:35.37
	46.47	1:35.37		
53	Bao, Karina Y	12	PKWY-OZ	1:35.99
54	Beard, Nicole A	11	CSP-OZ	1:36.61
	47.09	1:36.61		
55	Kreikemeier, Annie K	11	PKWY-OZ	1:37.00
	46.21	1:37.00		
56	Archer, Brittany M	12	LA-MV	1:37.84
	46.70	1:37.84		
57	Rogers, Piper E	11	LA-MV	1:38.34
	46.98	1:38.34		
58	Porter, Krislyn P	11	NSC-IN	1:38.40
	47.32	1:38.40		
59	Detwiler, Hailei A	11	LA-MV	1:40.37
60	Crane, Rachel A	11	CSP-OZ	1:40.73
	50.51	1:40.73		
61	Robinson, Emily K	12	PKWY-OZ	1:40.80
62	Bonnett, Sarah J	11	PKWY-OZ	1:42.28
	47.41	1:42.28		
63	Ijei, Uche C	11	RSCA-OZ	1:46.63
---	Tracy, Emma B	12	LA-MV	DQ
	41.32	DQ		
---	Brown, Madison J	12	PKWY-OZ	DQ
	35.41	DQ		
---	Northern, Melissa R	12	RSCA-OZ	DQ
	45.21	DQ		

#28 Boys 11-12 100 Meter Back

Sponsor: The Farria Family

Meet Record: 1:11.20R 2009 Christopher K Reich

Name	Age	Team	Finals Time
1 Portela, Jordan L	12	LA-MV	1:13.45
	34.96	1:13.45	
2 Lombardo, Tommy A	12	RSCA-OZ	1:15.10
	36.37	1:15.10	
3 Ogbevoen, Iyayi J	12	CSP-OZ	1:15.31
	35.26	1:15.31	
4 Ripp, Conner D	12	UNA-OZ	1:17.10
	36.86	1:17.10	

5	Chen, Tiger	12	CSP-OZ	1:19.12
	38.19	1:19.12		
6	Wells, Graham H	11	PKWY-OZ	1:19.42
	38.52	1:19.42		
7	Vandenberg, Jack T	11	SSC-IN	1:22.14
	40.25	1:22.14		
8	Terrian, Matthew A	11	PAWW-IL	1:22.22
9	Haefner, Jake R	12	RSCA-OZ	1:22.43
10	Willemse, Thomas G	11	WEST-IL	1:22.51
	39.79	1:22.51		
11	Goldenberg, Max S	12	CSP-OZ	1:22.97
	40.01	1:22.97		
12	Vitek, Jeffrey M	11	WEST-IL	1:22.99
	39.64	1:22.99		
13	Eisenhut, Landon G	11	NSC-IN	1:23.34
	40.59	1:23.34		
14	Cunningham, Matthew	12	HAWG-AR	1:25.95
	41.14	1:25.95		
15	Dreisewerd, Ryan M	12	RSCA-OZ	1:25.99
	41.73	1:25.99		
16	Hillmer, Matthew R	11	RPLX-OZ	1:26.14
	42.35	1:26.14		
17	Errichiello, Frank J	11	UN WE-IL	1:27.12
	40.80	1:27.12		
18	Talley, Joel C	11	RPLX-OZ	1:27.25
	43.04	1:27.25		
19	Morris, Tyler P	12	EDWY-OZ	1:27.50
	41.50	1:27.50		
20	LeVasseur, Porter M	11	EDWY-OZ	1:28.34
	43.95	1:28.34		
21	Wilkus, Matthew J	12	LA-MV	1:28.94
	43.11	1:28.94		
22	Glowniak, Brandon T	11	WEST-IL	1:29.13
	43.38	1:29.13		
23	Graham, Matt J	11	CSP-OZ	1:30.14
	43.84	1:30.14		
24	Yoder, Evan D	12	LA-MV	1:31.23
	43.89	1:31.23		
25	Baggette, Brian M	12	EDWY-OZ	1:31.76
	44.12	1:31.76		
26	LaValle, Andrew J	11	WEST-IL	1:32.19
	46.19	1:32.19		
27	Spencer, Jack P	11	RSCA-OZ	1:32.93
	45.40	1:32.93		


28	Varela, Jake M	11	CSP-OZ	1:34.77
	45.66	1:34.77		
29	Lemon, Joey A	11	RSCA-OZ	1:34.80
	45.57	1:34.80		
30	Ribordy, Eroh W	11	PAWW-IL	1:35.26
	46.25	1:35.26		
31	McElhose, Mason B	11	CRCY-OZ	1:38.76
	45.70	1:38.76		
32	Eversman, Charlie G	12	CSP-OZ	1:39.90
	49.10	1:39.90		
33	Shannon, Conor R	11	WEST-IL	1:40.57
	46.30	1:40.57		
34	Rutledge-Jukes, Heath	11	CRCY-OZ	1:43.50
	50.90	1:43.50		
35	Wrobley, Lyon L	12	CSP-OZ	1:43.97
	50.24	1:43.97		

#29 Girls 8&U 50 Meter Breast

Sponsor: The Farria Family

Meet Record: 52.78R 2009 Michaela S Bach

Name	Age	Team	Finals Time	
1 Ripp, Margaret G	8	UNA-OZ	55.09	
2 Pedersen, Mo-Mo E	8	SSC-IN	1:00.46	
*3 Crane, Rebecca A	8	CSP-OZ	1:00.54	
*3 McBride, Cate L	8	RSCA-OZ	1:00.54	
5 Carmody, Laura S	8	CSP-OZ	1:01.21	
6 Thoman, Alyssa C	8	YOSI-OZ	1:02.16	
7 Ratliff, Brooke M	7	SSC-IN	1:03.42	
8 Shurmur, Claire C	8	CSP-OZ	1:04.58	
9 Robinson, Olivia G	7	PKWY-OZ	1:05.74	
10 Porter, Madelyn G	6	NSC-IN	1:07.36	
11 Terrian, Emily A	8	PAWW-IL	1:09.78	
12 Beimdiek, Margaret A	7	CSP-OZ	1:09.90	
13 Esparza, Sammie E	6	CSP-OZ	1:17.50	
14 Hoekel, Payton E	8	CSP-OZ	1:18.42	
15 Ballet, Olivia D	6	CSP-OZ	1:35.41	
16 Brown, Brianna A	7	CSP-OZ	2:40.55	
---	Robinson, Grace E	6	PKWY-OZ	DQ
---	Roderick, Katherine K	6	CSP-OZ	DQ
---	Esparza, Maya G	7	CSP-OZ	DQ
---	Pumm, Amy E	8	CSP-OZ	DQ



CSP Tideriders Summer Invitational - 6/24/2011 to 6/26/2011

CSP Tideriders Summer Invitational, Sanction #: 5363

June 24 - 26, 2011

Results

#30 Boys 8&U 50 Meter Breast

Sponsor: The Farria Family

The Geno Family

Meet Record: 51.55R 2008 Alex P Wilmsen

Name	Age	Team	Finals Time
1 Tierney, Aiden W	8	SSC-IN	54.95
2 Lahmann, Nolan P	8	WEST-IL	55.61
3 Dreisewerd, Greg D	8	RSCA-OZ	55.62
4 Gao, Dan D	8	CSP-OZ	57.31
5 Bonnett, Will A	7	PKWY-OZ	59.60
6 Haeger, Tristan J	8	WEST-IL	1:00.09
7 Knox, Colin S	8	EDWY-OZ	1:00.43
8 LeVasseur, Preston S	8	EDWY-OZ	1:03.41
9 Barrette, Koji N	8	CSP-OZ	1:03.54
10 Shannon, Liam M	8	WEST-IL	1:03.79
11 Behl, Drew R	8	RSCA-OZ	1:09.15
12 Naemi, Neema C	8	CSP-OZ	1:10.46
13 Owens, Jake A	8	WEST-IL	1:11.63
14 Owenby, Emmett F	6	CSP-OZ	1:28.98
15 Alper-Esko, Nolan M	7	CSP-OZ	1:37.47
--- Neil, Tommy J	7	WEST-IL	DQ
--- Rutledge-Jukes, Keeg	7	CRCY-OZ	DQ
--- Gill, Joseph P	7	CSP-OZ	DQ
--- Naemi, Naveed E	7	CSP-OZ	DQ
--- Holden, Evan W	8	CSP-OZ	DQ
--- Ribordy, Race C	7	PAWW-IL	DQ
--- Geno, Daniel	7	CSP-OZ	DQ
--- Fredman, Graham A	8	CSP-OZ	DQ

#31 Girls 10&U 100 Meter Breast

Sponsor: The Farria Family

Meet Record: 1:33.43R 2009 Genevieve M Pfeifer

Name	Age	Team	Finals Time
1 Glowniak, Anna E	10	WEST-IL	1:36.11
45.79	1:36.11		
2 Gerspach, Shannon L	10	RSCA-OZ	1:37.63
46.21	1:37.63		
3 Bach, Michaela S	10	CSP-OZ	1:38.01
47.33	1:38.01		
4 Bousky, Emma L	10	PAWW-IL	1:42.31
48.91	1:42.31		
5 Barcelona, Sarah G	10	WEST-IL	1:42.93
48.99	1:42.93		

6 Haerle, Hannah M	10	NSC-IN	1:46.10
49.50	1:46.10		
7 Main, Eva G	10	RSCA-OZ	1:46.62
52.05	1:46.62		
8 Nagy, Willa M	10	CSP-OZ	1:48.23
51.64	1:48.23		
9 Hulslander, Nancy L	9	CSP-OZ	1:48.92
53.94	1:48.92		
10 Nourie, Camilla M	10	CSP-OZ	1:49.69
51.75	1:49.69		
11 Hackett, Rebecca J	10	EDWY-OZ	1:51.46
53.59	1:51.46		
12 Beard, Lauren M	9	CSP-OZ	1:51.63
54.82	1:51.63		
13 Sekula, Julianne B	10	HAWG-AR	1:52.45
53.60	1:53.01		
14 Hurlock, Alex M	10	NSC-IN	1:53.01
53.60	1:53.01		
15 Stalder, Kristen E	10	HAWG-AR	1:53.24
52.73	1:53.24		
16 Behl, Cate E	10	RSCA-OZ	1:54.65
55.41	1:54.65		
17 LaValle, Audrey T	9	WEST-IL	1:55.21
57.68	1:55.21		
18 Berning, Lauren J	10	RSCA-OZ	1:55.83
56.09	1:55.83		
19 Porter, Kaitlyn E	9	NSC-IN	1:56.19
56.04	1:56.19		
20 Booth, Morgan A	10	SSC-IN	1:57.00
56.90	1:57.00		
21 Schattgen, Abbie W	9	JCAY-MV	1:57.45
57.13	1:57.45		
22 Elbert, Abigail M	10	RSCA-OZ	1:58.43
59.07	1:58.43		
23 Clevenger, Reagan L	10	SSC-IN	1:58.84
58.03	1:58.84		
24 Owens, Grace E	10	WEST-IL	1:59.37
57.99	1:59.37		
25 Pedersen, Ellie A	9	SSC-IN	1:59.52
55.92	1:59.52		
26 Durbin, Sidney M	8	RSCA-OZ	1:59.68
57.87	1:59.68		
27 Heinrich, Maggie L	10	EDWY-OZ	2:00.27
58.19	2:00.27		
28 Theroux, Aly N	10	PKWY-OZ	2:01.42
59.24	2:01.42		

29 Liang, Lena H	9	CSP-OZ	2:01.67
57.74	2:01.67		
30 Tichenor, Abby N	10	RSCA-OZ	2:03.47
59.95	2:03.47		
31 Duggan, Ally M	10	RSCA-OZ	2:04.76
1:00.24	2:04.76		
32 Timberman, Emily E	9	SSC-IN	2:04.81
59.56	2:04.81		
33 Ballet, Margaux C	10	CSP-OZ	2:05.36
1:00.68	2:05.36		
34 Kreikemeier, Tessa M	9	PKWY-OZ	2:07.15
1:00.43	2:07.15		
35 Barcelona, Nina	8	WEST-IL	2:08.74
1:02.95	2:08.74		
--- Ross, Megan M	10	CSP-OZ	DQ
53.13	DQ		
--- Fredman, Sophie M	9	CSP-OZ	DQ
56.10	DQ		

#32 Boys 10&U 100 Meter Breast

Sponsor: The Franks Family

Meet Record: 1:32.66R 2008 Ivar M Iverson

Name	Age	Team	Finals Time
1 Ratliff, Blake M	10	SSC-IN	1:35.25
45.80	1:35.25		
2 Yan, Brandon M	9	EDWY-OZ	1:44.59
50.34	1:44.59		
3 Robinson, Matthew W	10	PKWY-OZ	1:45.29
50.22	1:45.29		
4 Edwards, Luke L	10	LA-MV	1:49.14
53.38	1:49.14		
5 Lahmann, Donovan P	10	WEST-IL	1:49.55
52.62	1:49.55		
6 Gelman, Alex	9	PKWY-OZ	1:51.16
54.52	1:51.16		
7 Bodnar, Jack P	10	CSP-OZ	1:51.38
52.91	1:51.38		
8 Miller, Alex T	10	CSP-OZ	1:51.48
52.16	1:51.48		
9 Gao, Luyi	10	CSP-OZ	1:51.52
52.38	1:51.52		
10 Sloan, Landon M	10	LA-MV	1:51.78
55.86	1:51.78		
11 Brunelli, Jacob T	10	SSC-IN	1:53.94
54.29	1:53.94		



CSP Tideriders Summer Invitational - 6/24/2011 to 6/26/2011

CSP Tideriders Summer Invitational, Sanction #: 5363

June 24 - 26, 2011

Results

(#32 Boys 10&U 100 Meter Breast)

12	O'Brien, Andrew T	9	CSP-OZ	1:54.21
	55.11			1:54.21
13	McManus, Brian j	10	WEST-IL	1:56.53
	52.57			1:56.53
14	Garner, Aaron P	10	CSP-OZ	1:57.80
	57.38			1:57.80
15	Ratliff, Andrew J	10	SSC-IN	1:58.72
	58.89			1:58.72
16	Maginn, Luke L	10	RSCA-OZ	1:59.67
	1:00.01			1:59.67
17	Fitzgerald, Colin P	9	CSP-OZ	2:03.15
	59.64			2:03.15
18	Beam, Griffin T	10	EDWY-OZ	2:07.16
	59.92			2:07.16
19	Blinder, Benjamin T	9	CSP-OZ	2:07.60
	59.58			2:07.60
20	Robinson, Noah A	9	PKWY-OZ	2:10.57
	1:03.23			2:10.57
21	Boxell, Ben F	10	WEST-IL	2:11.48
	1:02.66			2:11.48
22	Streett, Keegan T	9	SSC-IN	2:15.08
	1:06.99			2:15.08
23	Heiss, Drew D	9	NSC-IN	2:15.84
	1:05.11			2:15.84
24	Montgomery, Alex R	10	NSC-IN	2:21.85
	1:04.50			2:21.85
---	Welch, Wil W	10	CSP-OZ	DQ
	55.47			DQ

#33 Girls 11-12 100 Meter Breast

Sponsor: The Franks Family

Meet Record: 1:21.96R 2009 Meagan L Popp

Name	Age	Team	Finals Time
1 Krannawitter, Kara A	12	LA-MV	1:25.70
	40.09		1:25.70
2 Kelly, Erin N	12	CSP-OZ	1:28.17
	42.08		1:28.17
3 Ripp, Shelby I	11	UNA-OZ	1:28.86
	43.00		1:28.86
4 Daniels, Alexis V	12	CSP-OZ	1:29.85
	43.11		1:29.85
5 Corzine, Rebecca L	12	CSP-OZ	1:30.41
	44.49		1:30.41

6	Lemon, Alyssa L	12	RSCA-OZ	1:30.54
	42.84			1:30.54
7	Willemse, Maud F	11	WEST-IL	1:30.65
	42.50			1:30.65
8	Duncan, Brenna N	12	JCAY-MV	1:31.00
	44.08			1:31.00
9	Kaess, Julie E	12	SSC-IN	1:32.40
	44.29			1:32.40
10	Young, Anna E	12	SSC-IN	1:33.68
	45.05			1:33.68
11	McPherson, Elizabeth	12	EDWY-OZ	1:33.81
	44.34			1:33.81
12	Tierney, Lydia A	11	SSC-IN	1:35.16
	46.22			1:35.16
13	Brown, Madison J	12	PKWY-OZ	1:36.24
	45.93			1:36.24
14	Hatton, Leah R	11	HAWG-AR	1:36.58
	46.51			1:36.58
15	Reichert, Anna N	12	CSP-OZ	1:36.70
	46.40			1:36.70
16	Ballard, Hannah E	12	SSC-IN	1:37.11
	46.96			1:37.11
17	Gramlich, Jordy M	12	JCAY-MV	1:37.73
	46.42			1:37.73
18	Jurotich, Christina M	11	CSP-OZ	1:37.85
	47.52			1:37.85
19	Neil, Maggie M	11	WEST-IL	1:38.34
	46.61			1:38.34
20	Liang, Leda M	11	CSP-OZ	1:38.77
	47.54			1:38.77
21	Poe, Alexis R	11	PKWY-OZ	1:39.34
	47.59			1:39.34
22	Tracy, Emma B	12	LA-MV	1:39.37
	46.59			1:39.37
23	Williams, Nicole M	11	JCAY-MV	1:39.45
	46.87			1:39.45
24	Melnick, Melissa E	12	CSP-OZ	1:40.31
	48.79			1:40.31
25	Barrett, Elizabeth J	12	CSP-OZ	1:40.96
	47.90			1:40.96
26	Shell, Ellie R	11	PKWY-OZ	1:41.39
	48.63			1:41.39
27	Brodersen, Katie M	11	CSP-OZ	1:41.96
	49.17			1:41.96

28	Miller, Anna M	11	RSCA-OZ	1:42.15
	48.40			1:42.15
29	Thro, Colette M	12	YOSI-OZ	1:42.33
	47.80			1:42.33
30	Owenby, Abbey P	11	CSP-OZ	1:42.52
	50.81			1:42.52
31	Poiter, Callista R	11	EDWY-OZ	1:42.75
	48.53			1:42.75
32	Heinzmann, Abbie M	12	SSC-IN	1:42.79
	48.56			1:42.79
33	Schkeryantz, Anna P	11	SSC-IN	1:43.08
	49.69			1:43.08
34	Mullen, Kate E	12	RSCA-OZ	1:43.59
	48.89			1:43.59
35	Porter, Krislyn P	11	NSC-IN	1:43.87
	49.69			1:43.87
36	Hedgecock, Loren G	11	HAWG-AR	1:44.32
	50.60			1:44.32
37	Beard, Nicole A	11	CSP-OZ	1:44.69
	51.15			1:44.69
38	Barnes, Emily K	11	SSC-IN	1:44.78
	51.11			1:44.78
39	Brazile, Emerson T	11	CSP-OZ	1:44.84
	49.84			1:44.84
40	Kolleck, Kelly A	12	NSC-IN	1:46.75
	50.20			1:46.75
41	Squellati, Jessie N	12	RSCA-OZ	1:46.80
	50.36			1:46.80
42	Bao, Karina Y	12	PKWY-OZ	1:47.62
	52.52			1:47.62
43	Northern, Melissa R	12	RSCA-OZ	1:47.87
	51.77			1:47.87
44	Womack, Erin T	12	HAWG-AR	1:48.87
	50.97			1:48.87
45	Hagge, Allison M	12	PKWY-OZ	1:48.96
	51.96			1:48.96
46	Treski, Sophie R	11	NSC-IN	1:49.04
	52.01			1:49.04
47	Breitmeyer, Sophie B	11	CSP-OZ	1:49.33
	51.98			1:49.33
48	Robinson, Emily K	12	PKWY-OZ	1:50.11
	52.50			1:50.11
49	Nigh, Rachel E	12	SSC-IN	1:50.67
	54.39			1:50.67



CSP Tideriders Summer Invitational - 6/24/2011 to 6/26/2011

CSP Tideriders Summer Invitational, Sanction #: 5363

June 24 - 26, 2011

Results

(#33 Girls 11-12 100 Meter Breast)

50	O'Bryan, Amanda S	11	WEST-IL	1:50.90
	52.44	1:50.90		
51	George, Peri P	11	CSP-OZ	1:51.54
	54.35	1:51.54		
52	Bonnett, Sarah J	11	PKWY-OZ	1:52.07
	52.55	1:52.07		
53	O'Brien, Hannah C	11	CSP-OZ	1:52.12
	51.32	1:52.12		
54	Ijei, Uche C	11	RSCA-OZ	1:52.22
	53.47	1:52.22		
55	Kreikemeier, Annie K	11	PKWY-OZ	1:54.44
	55.65	1:54.44		
56	Rogers, Piper E	11	LA-MV	1:54.86
	53.88	1:54.86		
57	Smith, Helen S	11	WEST-IL	1:55.24
	55.18	1:55.24		
58	Crane, Rachel A	11	CSP-OZ	1:57.29
	55.58	1:57.29		
---	Goldenberg, Carlye B	12	CSP-OZ	DQ
	51.15	DQ		

#34 Boys 11-12 100 Meter Breast

Sponsor: The Franks Family

Meet Record: 1:23.26R 2010 Konrad A Swiatkowski

Name	Age	Team	Finals Time
1 Eisenhut, Landon G	11	NSC-IN	1:25.90
	41.25	1:25.90	
2 Chen, Tiger	12	CSP-OZ	1:26.25
	40.96	1:26.25	
3 Goldenberg, Max S	12	CSP-OZ	1:30.46
	42.64	1:30.46	
4 Morris, Tyler P	12	EDWY-OZ	1:33.53
	43.88	1:33.53	
5 Wells, Graham H	11	PKWY-OZ	1:34.31
	46.05	1:34.31	
6 Haefner, Jake R	12	RSCA-OZ	1:35.79
	45.67	1:35.79	
7 Hillmer, Matthew R	11	RPLX-OZ	1:37.29
	46.31	1:37.29	
*8 Lemon, Joey A	11	RSCA-OZ	1:38.39
	47.29	1:38.39	
*8 Wilkus, Matthew J	12	LA-MV	1:38.39
	46.12	1:38.39	

10	LaValle, Andrew J	11	WEST-IL	1:39.35
	49.34	1:39.35		
11	Glowniak, Brandon T	11	WEST-IL	1:39.38
	48.22	1:39.38		
12	Vitek, Jeffrey M	11	WEST-IL	1:40.27
	48.48	1:40.27		
13	Willemse, Thomas G	11	WEST-IL	1:40.56
	48.48	1:40.56		
14	Lin, Sydney R	11	LA-MV	1:41.20
	47.84	1:41.20		
15	Vandenberg, Jack T	11	SSC-IN	1:41.34
	48.95	1:41.34		
16	Talley, Joel C	11	RPLX-OZ	1:42.22
	49.41	1:42.22		
17	Cunningham, Matthew	12	HAWG-AR	1:43.58
	49.00	1:43.58		
18	Baggette, Brian M	12	EDWY-OZ	1:44.71
	50.33	1:44.71		
19	Yoder, Evan D	12	LA-MV	1:46.72
	51.28	1:46.72		
20	Spencer, Jack P	11	RSCA-OZ	1:47.71
	53.16	1:47.71		
21	Ribordy, Eroh W	11	PAWW-IL	1:52.21
	54.45	1:52.21		
22	Errichiello, Frank J	11	UN WE-IL	1:54.07
	53.11	1:54.07		
23	Eversman, Charlie G	12	CSP-OZ	1:54.91
	54.88	1:54.91		
24	Wrobley, Lyon L	12	CSP-OZ	1:56.79
	55.84	1:56.79		
25	Varela, Jake M	11	CSP-OZ	1:58.68
	55.96	1:58.68		

#35 Girls 8&U 50 Meter Free

Sponsor: The Franks Family

Meet Record: 39.26R 2009 Shannon L Gerspach

Name	Age	Team	Finals Time
1 Ripp, Margaret G	8	UNA-OZ	40.31
2 Crane, Rebecca A	8	CSP-OZ	40.45
3 Pedersen, Mo-Mo E	8	SSC-IN	42.01
4 Thoman, Alyssa C	8	YOSI-OZ	42.49
5 Durbin, Sidney M	8	RSCA-OZ	42.56
6 McBride, Cate L	8	RSCA-OZ	45.58
7 Ratliff, Brooke M	7	SSC-IN	46.59
8 Robinson, Olivia G	7	PKWY-OZ	46.75

9	Terrian, Emily A	8	PAWW-IL	47.03
10	Carmody, Laura S	8	CSP-OZ	47.34
11	Shurmur, Claire C	8	CSP-OZ	50.84
12	Esparza, Maya G	7	CSP-OZ	51.77
13	Pumm, Amy E	8	CSP-OZ	51.88
14	Barcelona, Nina	8	WEST-IL	54.07
15	Beimdiek, Margaret A	7	CSP-OZ	54.50
16	Esparza, Sammie E	6	CSP-OZ	55.06
17	Roderick, Katherine K	6	CSP-OZ	55.86
18	Porter, Madelyn G	6	NSC-IN	56.71
19	Hoekel, Payton E	8	CSP-OZ	1:06.50
20	Ballet, Olivia D	6	CSP-OZ	1:09.78
21	Brown, Brianna A	7	CSP-OZ	1:13.09
---	Robinson, Grace E	6	PKWY-OZ	DQ

#36 Boys 8&U 50 Meter Free

Sponsor: The Gaertner Family

The Geno Family

Meet Record: 36.91R 2011 Nolan P Lahmann

Name	Age	Team	Finals Time
1 Lahmann, Nolan P	8	WEST-IL	36.91R
2 Dreisewerd, Greg D	8	RSCA-OZ	40.78
3 Shannon, Liam M	8	WEST-IL	41.19
4 LeVasseur, Preston S	8	EDWY-OZ	41.20
5 Tierney, Aiden W	8	SSC-IN	42.40
6 Barrette, Koji N	8	CSP-OZ	42.57
7 Knox, Colin S	8	EDWY-OZ	46.51
8 Haeger, Tristan J	8	WEST-IL	46.54
9 Behl, Drew R	8	RSCA-OZ	46.78
10 Bonnett, Will A	7	PKWY-OZ	46.93
11 Owens, Jake A	8	WEST-IL	49.57
12 Rutledge-Jukes, Keeg	7	CRCY-OZ	50.08
13 Gao, Dan D	8	CSP-OZ	50.11
14 Fredman, Graham A	8	CSP-OZ	51.88
15 Naemi, Neema C	8	CSP-OZ	52.11
16 Alper-Esko, Nolan M	7	CSP-OZ	54.24
17 Ribordy, Noah E	8	PAWW-IL	56.15
18 Neil, Tommy J	7	WEST-IL	56.51
19 Gill, Joseph P	7	CSP-OZ	59.73
20 Naemi, Naveed E	7	CSP-OZ	1:00.38
21 Holden, Evan W	8	CSP-OZ	1:05.68
22 Ng, Daniel E	8	CSP-OZ	1:05.80
23 Geno, Daniel	7	CSP-OZ	1:17.15
24 Ribordy, Race C	7	PAWW-IL	1:17.28
25 Owenby, Emmett F	6	CSP-OZ	1:21.02



CSP Tideriders Summer Invitational - 6/24/2011 to 6/26/2011

CSP Tideriders Summer Invitational, Sanction #: 5363

June 24 - 26, 2011

Results

#37 Girls 10&U 50 Meter Free

Sponsor: The Gaertner Family

Meet Record: 31.57R 2008 Jordan M Stout

Name	Age	Team	Finals Time
1 Gerspach, Shannon L	10	RSCA-OZ	32.86
2 Amerman, Ashton R	10	PAWW-IL	33.15
3 Behl, Cate E	10	RSCA-OZ	33.30
*4 Berning, Lauren J	10	RSCA-OZ	35.61
*4 Bousky, Emma L	10	PAWW-IL	35.61
6 Nagy, Willa M	10	CSP-OZ	35.63
7 Haerle, Hannah M	10	NSC-IN	36.01
8 Stalder, Kristen E	10	HAWG-AF	37.17
9 Main, Eva G	10	RSCA-OZ	37.58
10 Booth, Morgan A	10	SSC-IN	37.69
11 Brannan, Sierra C	10	EDWY-OZ	37.72
12 Heinrich, Maggie L	10	EDWY-OZ	37.78
13 Beard, Lauren M	9	CSP-OZ	37.99
14 Porter, Kaitlyn E	9	NSC-IN	38.06
15 Hurlock, Alex M	10	NSC-IN	38.29
16 Schattgen, Abbie W	9	JCAY-MV	38.46
17 Bach, Michaela S	10	CSP-OZ	38.65
18 Hackett, Rebecca J	10	EDWY-OZ	38.71
19 Glowniak, Anna E	10	WEST-IL	38.72
20 Nourie, Camilla M	10	CSP-OZ	38.88
21 Sekula, Julianne B	10	HAWG-AF	38.99
22 Hulslander, Nancy L	9	CSP-OZ	39.09
23 Barcelona, Sarah G	10	WEST-IL	39.14
24 Elbert, Abigail M	10	RSCA-OZ	39.38
25 Owens, Grace E	10	WEST-IL	39.66
26 Ross, Megan M	10	CSP-OZ	40.16
27 Roderick, Caroline K	9	CSP-OZ	40.25
28 Timberman, Emily E	9	SSC-IN	40.43
29 Clevenger, Reagan L	10	SSC-IN	40.90
30 Halliday, Joni F	10	CSP-OZ	41.73
31 Tichenor, Abby N	10	RSCA-OZ	42.49
32 Duggan, Ally M	10	RSCA-OZ	42.74
33 LaValle, Audrey T	9	WEST-IL	42.89
*34 Theroux, Aly N	10	PKWY-OZ	42.94
*34 Ballet, Margaux C	10	CSP-OZ	42.94
36 Liang, Lena H	9	CSP-OZ	43.65
37 Fredman, Sophie M	9	CSP-OZ	43.76
38 Kreikemeier, Tessa M	9	PKWY-OZ	44.32
39 Clark, Lainey L	9	WEST-IL	46.87
40 Pedersen, Ellie A	9	SSC-IN	51.59

#38 Boys 10&U 50 Meter Free

Sponsor: The Gaertner Family

Meet Record: 31.94R 2011 Cole J Junker

Name	Age	Team	Finals Time
1 Junker, Cole J	10	YOSI-OZ	31.94R
2 Ratliff, Blake M	10	SSC-IN	33.09
3 Edwards, Luke L	10	LA-MV	33.28
4 Lahmann, Donovan P	10	WEST-IL	33.69
5 Robinson, Matthew W	10	PKWY-OZ	33.97
6 Maginn, Luke L	10	RSCA-OZ	34.12
7 Gelman, Alex	9	PKWY-OZ	34.89
8 Bodnar, Jack P	10	CSP-OZ	35.27
9 Montgomery, Alex R	10	NSC-IN	35.93
10 Feder, Joseph G	10	PKWY-OZ	36.18
11 Beam, Griffin T	10	EDWY-OZ	36.65
12 Welch, Wil W	10	CSP-OZ	36.82
13 Yan, Brandon M	9	EDWY-OZ	36.88
*14 Garner, Aaron P	10	CSP-OZ	36.96
*14 Lahmann, Nolan P	8	WEST-IL	36.96
16 O'Brien, Andrew T	9	CSP-OZ	37.36
17 Young, William M	10	CSP-OZ	38.18
18 Gao, Luyi	10	CSP-OZ	38.23
19 Sloan, Landon M	10	LA-MV	38.54
20 Ratliff, Andrew J	10	SSC-IN	38.73
21 McManus, Brian j	10	WEST-IL	39.03
22 Boxell, Ben F	10	WEST-IL	40.31
23 Brunelli, Jacob T	10	SSC-IN	40.55
24 Heiss, Drew D	9	NSC-IN	41.22
25 Fitzgerald, Colin P	9	CSP-OZ	42.29
26 Robinson, Noah A	9	PKWY-OZ	43.93
27 Ng, Matt P	10	CSP-OZ	44.93
28 Streett, Keegan T	9	SSC-IN	45.78
29 Blinder, Benjamin T	9	CSP-OZ	46.08
30 Bilderback, Thad T	10	CSP-OZ	49.02
31 Marsters, Nathaniel A	10	CSP-OZ	1:00.70

#39 Girls 11-12 50 Meter Free

Sponsor: The Gaertner Family

Meet Record: 29.15R 2010 Courtney K Caldwell

Name	Age	Team	Finals Time
1 Melnick, Melissa E	12	CSP-OZ	29.68
2 Kaess, Julie E	12	SSC-IN	30.38
3 Kelly, Audrey C	12	CSP-OZ	30.49
4 Brown, Madison J	12	PKWY-OZ	30.76

5 Miller, Anna M	11	RSCA-OZ	31.10
6 McManus, Sarah C	12	WEST-IL	31.34
7 Mullen, Kate E	12	RSCA-OZ	31.47
8 McPherson, Elizabeth	12	EDWY-OZ	31.65
9 Mauze, Evie E	12	CSP-OZ	31.97
10 Gramlich, Jordy M	12	JCAY-MV	32.08
11 Lemon, Alyssa L	12	RSCA-OZ	32.11
12 Tierney, Lydia A	11	SSC-IN	32.40
13 Brady, Victoria L	12	EDWY-OZ	32.49
14 Edwards, Natalie E	12	YOSI-OZ	32.51
15 Thro, Colette M	12	YOSI-OZ	32.96
16 Williams, Nicole M	11	JCAY-MV	33.10
17 O'Connor, Katelyn S	12	LA-MV	33.13
18 Brazile, Emerson T	11	CSP-OZ	33.46
19 McDaniels, Kelen K	11	PAWW-IL	33.63
20 Willemse, Maud F	11	WEST-IL	33.67
21 Lugar, Megan A	12	SSC-IN	33.79
22 Schimmelpfenning, C	11	PAWW-IL	33.85
23 Tracy, Emma B	12	LA-MV	33.86
24 Barnes, Emily K	11	SSC-IN	33.89
25 Reichert, Anna N	12	CSP-OZ	33.98
*26 Squellati, Jessie N	12	RSCA-OZ	34.14
*26 Lavigne, Noelle P	11	YOSI-OZ	34.14
28 Poe, Alexis R	11	PKWY-OZ	34.32
29 Grinter, Bailey A	12	EDWY-OZ	34.35
30 Kolleck, Kelly A	12	NSC-IN	34.41
31 Krannawitter, Kara A	12	LA-MV	34.45
32 Jurotich, Christina M	11	CSP-OZ	34.57
33 Schkeryantz, Anna P	11	SSC-IN	34.63
34 George, Peri P	11	CSP-OZ	34.74
35 Hagge, Allison M	12	PKWY-OZ	34.83
36 Womack, Erin T	12	HAWG-AF	34.87
37 Shell, Ellie R	11	PKWY-OZ	35.01
38 Rogers, Piper E	11	LA-MV	35.10
39 Archer, Brittany M	12	LA-MV	35.30
40 Prather, Zoe R	11	LA-MV	35.38
41 Brannan, Savanah G	12	EDWY-OZ	35.40
42 Liang, Leda M	11	CSP-OZ	35.43
43 Bao, Karina Y	12	PKWY-OZ	35.47
44 Hatton, Leah R	11	HAWG-AF	35.60
45 Ballard, Hannah E	12	SSC-IN	35.65
46 Heinzmann, Abbie M	12	SSC-IN	35.85
47 Nigh, Rachel E	12	SSC-IN	35.94
48 Northem, Melissa R	12	RSCA-OZ	35.98
49 Munnerlyn, Kela M	11	CSP-OZ	36.28



CSP Tideriders Summer Invitational - 6/24/2011 to 6/26/2011

CSP Tideriders Summer Invitational, Sanction #: 5363

June 24 - 26, 2011

Results

(#39 Girls 11-12 50 Meter Free)

50	Treski, Sophie R	11	NSC-IN	36.32
51	Goldenberg, Carlye B	12	CSP-OZ	36.89
52	Neil, Maggie M	11	WEST-IL	37.10
53	Clark, Hollis E	11	WEST-IL	37.17
54	Poiter, Callista R	11	EDWY-OZ	37.38
55	Hedgcock, Loren G	11	HAWG-AF	37.62
56	Robinson, Emily K	12	PKWY-OZ	37.80
57	Breitmeyer, Sophie B	11	CSP-OZ	37.88
58	O'Bryan, Amanda S	11	WEST-IL	38.04
59	Bonnett, Sarah J	11	PKWY-OZ	38.05
60	Porter, Krislyn P	11	NSC-IN	38.56
*61	Beard, Nicole A	11	CSP-OZ	38.79
*61	Plinsky, Rowan K	12	LA-MV	38.79
63	Detwiler, Hailei A	11	LA-MV	38.91
64	Crane, Rachel A	11	CSP-OZ	39.82
65	O'Brien, Hannah C	11	CSP-OZ	40.17
66	Kreikemeier, Annie K	11	PKWY-OZ	40.57
67	Ijei, Uche C	11	RSCA-OZ	41.10
68	Smith, Helen S	11	WEST-IL	48.24
---	Corzine, Rebecca L	12	CSP-OZ	DQ

#40 Boys 11-12 50 Meter Free

Sponsor: The Gallardo Family

Meet Record: 28.86R 2008 Patrick J Vega

Name	Age	Team	Finals Time	
1	Portela, Jordan L	12	LA-MV	29.09
2	Ogbevoen, Iyayi J	12	CSP-OZ	30.26
3	Lombardo, Tommy A	12	RSCA-OZ	30.75
4	Haefner, Jake R	12	RSCA-OZ	31.05
*5	Morris, Tyler P	12	EDWY-OZ	31.44
*5	Ripp, Conner D	12	UNA-OZ	31.44
7	Wells, Graham H	11	PKWY-OZ	32.14
8	Vitek, Jeffrey M	11	WEST-IL	32.44
9	Terrian, Matthew A	11	PAWW-IL	32.50
10	Chen, Tiger	12	CSP-OZ	32.52
11	Wilkus, Matthew J	12	LA-MV	33.08
12	Cunningham, Matthew	12	HAWG-AF	33.40
13	Hillmer, Matthew R	11	RPLX-OZ	33.41
14	Goldenberg, Max S	12	CSP-OZ	33.67
15	Glowniak, Brandon T	11	WEST-IL	33.70
16	Eisenhut, Landon G	11	NSC-IN	33.79
17	Baggette, Brian M	12	EDWY-OZ	34.26
18	Talley, Joel C	11	RPLX-OZ	34.36

19	Lemon, Joey A	11	RSCA-OZ	34.59
20	Willemse, Thomas G	11	WEST-IL	34.74
21	Lin, Sydney R	11	LA-MV	35.09
22	LeVasseur, Porter M	11	EDWY-OZ	35.19
23	Vandeberg, Jack T	11	SSC-IN	35.37
24	Dreisewerd, Ryan M	12	RSCA-OZ	35.72
25	Errichiello, Frank J	11	UN WE-IL	35.80
*26	Graham, Matt J	11	CSP-OZ	35.93
*26	McElhose, Mason B	11	CRCY-OZ	35.93
28	Varela, Jake M	11	CSP-OZ	36.01
29	Ribordy, Eroh W	11	PAWW-IL	36.12
30	Yoder, Evan D	12	LA-MV	36.31
31	LaValle, Andrew J	11	WEST-IL	37.37
32	Shannon, Conor R	11	WEST-IL	37.43
33	Eversman, Charlie G	12	CSP-OZ	38.63
34	Wrobley, Lyon L	12	CSP-OZ	39.78
35	Spencer, Jack P	11	RSCA-OZ	39.98

#41 Girls 12&U 400 Meter Free

Sponsor: The Gallardo Family

Meet Record: 4:51.71R 2008 Jessie L Garrison

Name	Age	Team	Finals Time	
1	Kaess, Julie E	12	SSC-IN	4:59.10
				33.62 1:10.20 1:47.89 2:26.22
				3:04.93 3:43.65 4:22.98 4:59.10
2	Young, Anna E	12	SSC-IN	5:04.10
				33.79 1:11.09 1:49.28 2:28.05
				3:07.35 3:46.72 4:26.05 5:04.10
3	Daniels, Alexis V	12	CSP-OZ	5:05.31
				34.84 1:13.40 1:52.46 2:31.72
				3:10.94 3:50.06 4:27.86 5:05.31
4	Brady, Victoria L	12	EDWY-OZ	5:08.37
				35.32 1:13.90 1:52.81 2:32.59
				3:11.37 3:51.03 4:30.22 5:08.37
5	Kelly, Audrey C	12	CSP-OZ	5:11.76
				35.53 1:15.11 1:55.77 2:36.04
				3:16.75 3:56.70 4:35.90 5:11.76
6	Ripp, Shelby I	11	UNA-OZ	5:12.13
				35.43 1:14.83 1:53.99 2:33.61
				3:13.59 3:53.43 4:33.11 5:12.13
7	Corzine, Rebecca L	12	CSP-OZ	5:14.95
				35.69 1:15.40 1:55.76 2:35.68
				3:16.74 3:56.84 4:36.34 5:14.95

8	Amerman, Ashton R	10	PAWW-IL	5:19.50
				37.31 1:17.59 1:59.04 2:39.92
				3:20.20 3:59.95 4:40.79 5:19.50
9	Melnick, Melissa E	12	CSP-OZ	5:20.08
				35.88 1:15.93 1:57.42 2:38.81
				3:21.23 4:03.79 4:44.31 5:20.08
10	Kelly, Erin N	12	CSP-OZ	5:21.62
				36.33 1:17.18 2:00.29 2:42.27
				3:23.48 4:04.65 4:44.34 5:21.62
11	Mauze, Evie E	12	CSP-OZ	5:29.66
				37.94 1:19.98 2:02.35 2:44.68
				3:27.29 4:09.59 4:51.03 5:29.66
12	Owenby, Abbey P	11	CSP-OZ	5:30.01
				38.28 1:20.23 2:03.19 2:45.15
				3:27.55 4:09.58 4:51.91 5:30.01
13	Brodersen, Katie M	11	CSP-OZ	5:32.87
				38.23 1:20.46 2:03.10 2:44.82
				3:26.98 4:10.27 4:53.33 5:32.87
14	Duncan, Brenna N	12	JCAY-MV	5:36.12
				36.99 1:18.79 2:02.27 2:45.89
				3:29.23 4:12.29 4:55.32 5:36.12
15	Treski, Sophie R	11	NSC-IN	5:51.68
				40.28 1:24.33 2:09.19 2:53.71
				3:38.73 4:23.08 5:08.19 5:51.68

#42 Boys 12&U 400 Meter Free

Sponsor: The Gallardo Family

Meet Record: 4:48.00R 2008 Patrick J Vega

Name	Age	Team	Finals Time	
1	Lombardo, Tommy A	12	RSCA-OZ	4:49.69
				31.66 1:06.98 1:43.17 2:20.11
				2:57.38 3:35.02 4:12.54 4:49.69
2	Grimm, Adam L	11	RPLX-OZ	5:13.93
				35.42 1:14.76 1:55.88 2:35.99
				3:16.02 3:56.67 4:36.66 5:13.93
3	Ripp, Conner D	12	UNA-OZ	5:14.44
				34.82 1:14.42 1:55.45 2:36.25
				3:16.36 3:56.71 4:36.64 5:14.44
4	Ogbevoen, Iyayi J	12	CSP-OZ	5:39.00
				34.79 1:14.45 1:56.66 2:40.47
				3:24.93 4:09.93 4:55.64 5:39.00
5	Terrian, Matthew A	11	PAWW-IL	5:41.29
				36.59 1:19.30 2:03.45 2:47.35
				3:31.26 4:15.51 4:59.01 5:41.29



CSP Tideriders Summer Invitational - 6/24/2011 to 6/26/2011

CSP Tideriders Summer Invitational, Sanction #: 5363

June 24 - 26, 2011

Results

#42 Boys 12&U 400 Meter Free)

6	Graham, Matt J	11	CSP-OZ	5:58.33
		39.22	1:22.71	2:07.65
		3:40.13	4:27.32	5:13.45
7	Miller, Alex T	10	CSP-OZ	6:08.14
		38.91	2:14.95	3:01.84
		3:49.38	4:36.61	5:23.92
				6:08.14

#43 Girls 13-14 100 Meter Breast

Sponsor: The Gallardo Family

Meet Record: 1:16.79R 2009 Emma B Smith

Name	Age	Team	Finals Time
A - Final			
1	Clancy, Katie M	13 UN WE-IL	1:20.50
		37.82	1:20.50
2	Cox, Maggie N	14 CSP-OZ	1:21.34
		38.86	1:21.34
3	Chon, Eun Sol	14 HAWG-AF	1:22.02
		39.68	1:22.02
4	Ahern, Caitlin M	14 PAWW-IL	1:23.40
		39.02	1:23.40
5	Welty, Lydia D	13 CSP-OZ	1:23.86
		40.11	1:23.86
6	Nelson, Madeline G	14 SPA-AR	1:25.03
		40.61	1:25.03
7	Roberts, Shannon C	14 COPS-NT	1:25.48
		40.67	1:25.48
8	Ahls, Charlotte L	14 SSC-IN	1:25.72
		40.16	1:25.72
B - Final			
9	Sweet, Jordan L	13 LRAD-AR	1:24.08
10	Schienvar, Karin E	13 LRAD-AR	1:26.66
11	Sutherlin, Kylie B	13 SSC-IN	1:27.00
12	Daniels, Ashley N	13 CSP-OZ	1:27.97
13	Booth, Hannah L	13 SSC-IN	1:29.25
14	Christophersen, Emily	14 SSC-IN	1:29.79
15	Donovan, Tanj M	14 HAWG-AF	1:29.94
16	Reichert, Ashley A	14 CSP-OZ	1:31.33

#43 Girls 13-14 100 Meter Breast

Sponsor: The Gallardo Family

Meet Record: 1:16.79R 2009 Emma B Smith

Name	Age	Team	Prelim Time
Preliminaries			
1	Clancy, Katie M	13 UN WE-IL	1:21.30
		38.57	1:21.30
2	Cox, Maggie N	14 CSP-OZ	1:24.00
		39.76	1:24.00
3	Ahern, Caitlin M	14 PAWW-IL	1:25.43
		40.43	1:25.43
4	Welty, Lydia D	13 CSP-OZ	1:25.68
		41.53	1:25.68
5	Ahls, Charlotte L	14 SSC-IN	1:26.49
		40.57	1:26.49
6	Chon, Eun Sol	14 HAWG-AF	1:27.49
		42.21	1:27.49
7	Roberts, Shannon C	14 COPS-NT	1:27.65
		41.54	1:27.65
8	Nelson, Madeline G	14 SPA-AR	1:27.84
		41.24	1:27.84
9	Schienvar, Karin E	13 LRAD-AR	1:29.66
		42.66	1:29.66
10	Sweet, Jordan L	13 LRAD-AR	1:29.72
		43.85	1:29.72
11	Sutherlin, Kylie B	13 SSC-IN	1:30.48
		43.20	1:30.48
12	Booth, Hannah L	13 SSC-IN	1:30.85
		43.43	1:30.85
13	Christophersen, Emily	14 SSC-IN	1:31.43
		43.98	1:31.43
14	Reichert, Ashley A	14 CSP-OZ	1:31.94
		44.90	1:31.94
15	Donovan, Tanj M	14 HAWG-AF	1:31.97
		43.76	1:31.97
16	Daniels, Ashley N	13 CSP-OZ	1:32.18
		44.42	1:32.18
17	Ratliff, Emily E	13 SSC-IN	1:32.23
		44.37	1:32.23
*18	Petersen, Kristen N	13 PKWY-OZ	1:33.03
		45.51	1:33.03
*18	Sisson, Nikki L	14 SPA-AR	1:33.03
		43.49	1:33.03

Swim-Off Required

20	Folkins, Natalie S	14	PKWY-OZ	1:33.20
		44.84	1:33.20	
21	LaFever, Kat C	13	LA-MV	1:33.35
		43.06	1:33.35	
*22	Beatty, Lauren E	14	SPA-AR	1:33.64
		45.12	1:33.64	
*22	Suek, Hanna	14	WEST-IL	1:33.64
		42.77	1:33.64	
24	Russell, Caroline E	13	SSC-IN	1:33.72
		44.19	1:33.72	
25	Mudd, Natalie M	13	SSC-IN	1:33.90
		45.84	1:33.90	
26	Barnes, Allie L	13	SSC-IN	1:33.92
		44.54	1:33.92	
27	Haerle, Sarah W	13	NSC-IN	1:34.45
		44.98	1:34.45	
28	Jarosinski, Jenna K	13	SSC-IN	1:35.15
		46.09	1:35.15	
29	Tichenor, Allison R	13	RSCA-OZ	1:36.49
		45.26	1:36.49	
30	King, Jessica T	14	SSC-IN	1:36.75
		46.06	1:36.75	
31	Zidell, Caroline A	13	WEST-IL	1:36.96
		44.95	1:36.96	
32	Vestal, Madison R	14	PAWW-IL	1:36.97
		46.81	1:36.97	
33	Wiley, Claire E	13	PKWY-OZ	1:37.12
		47.77	1:37.12	
34	Rater, Mary M	13	CSP-OZ	1:37.37
		45.81	1:37.37	
35	O'Leary, Mary Kathryn	14	CSP-OZ	1:37.44
		45.34	1:37.44	
36	Ribordy, Madison M	13	PAWW-IL	1:38.45
		48.97	1:38.45	
37	Womack, Haley E	13	HAWG-AF	1:38.52
		46.18	1:38.52	
38	Baker, Katie A	14	SSC-IN	1:39.03
		47.21	1:39.03	
39	Malloy, Megan E	14	CSP-OZ	1:39.70
		46.38	1:39.70	
40	Kennedy, Katie M	13	SSC-IN	1:40.12
		48.86	1:40.12	

CSP Tideriders Summer Invitational - 6/24/2011 to 6/26/2011

CSP Tideriders Summer Invitational, Sanction #: 5363

June 24 - 26, 2011

Results

Preliminaries ... (#43 Girls 13-14 100 Meter Breast)

41	Gelfand, Katherine H	13	CSP-OZ	1:41.30
	49.36			1:41.30
42	O'Malley, Hannah E	13	WEST-IL	1:41.57
	47.39			1:41.57
43	Malecki, Courtney E	13	WEST-IL	1:42.51
	48.17			1:42.51
44	Truber, Katie L	13	RPLX-OZ	1:42.77
	50.39			1:42.77
45	Smarjesse, Kate H	14	PAWW-IL	1:42.90
	50.19			1:42.90
46	Ginsberg, Alexandra J	13	LA-MV	1:42.94
	48.71			1:42.94
47	Evers, Christina M	14	PKWY-OZ	1:43.33
	48.06			1:43.33
48	Dodge, Sarah L	14	SPA-AR	1:43.35
	48.60			1:43.35
49	Wood, Jennifer A	14	RPLX-OZ	1:43.51
	47.83			1:43.51
50	Terschak, Kaitlin R	13	RSCA-OZ	1:43.93
	49.90			1:43.93
51	Ryan, Jessica C	13	CSP-OZ	1:44.63
	49.07			1:44.63
52	Gill, Samantha A	14	CSP-OZ	1:44.75
	52.70			1:44.75
53	Tao, Joan Q	13	PKWY-OZ	1:45.36
	51.53			1:45.36
54	Bale, Sammy M	13	CSP-OZ	1:45.45
	51.14			1:45.45
55	Allen, Sophie J	13	CSP-OZ	1:45.58
	51.08			1:45.58
56	Nagy, Greta S	13	CSP-OZ	1:46.46
	47.64			1:46.46
57	Junker, Ellie A	13	YOSI-OZ	1:46.59
	49.92			1:46.59
58	Morse, Stephanie M	13	RSCA-OZ	1:48.26
	53.62			1:48.26
59	Katz, Julia M	13	NSC-IN	1:48.93
	51.76			1:48.93
60	Potts, Kelsey R	13	LA-MV	1:50.00
	52.91			1:50.00
61	Lee, Hannah	14	LA-MV	1:50.21
	51.17			1:50.21

62	Nandakumar, Akshaya	13	RSCA-OZ	1:50.32
	51.65			1:50.32
63	Ijei, Ekene M	14	RSCA-OZ	1:51.14
	54.81			1:51.14
64	Skor, Dani A	13	CSP-OZ	1:51.83
	53.53			1:51.83
65	Lesh, Rachel N	13	NSC-IN	1:52.90
	55.91			1:52.90
66	Wolfgram, Lizzie A	13	CSP-OZ	1:56.85
	56.75			1:56.85
67	Baker, Elizabeth J	13	CSP-OZ	1:57.91
	56.89			1:57.91

13	Stone, Jacob M	13	SALU-OZ	1:25.38
	40.13			1:25.38
14	Heidecker, Josh J	14	NSC-IN	1:26.63
	41.28			1:26.63
15	Teague, Quinn H	14	SSC-IN	1:26.97
	40.62			1:26.97
16	Edwards, Benjamin F	13	CSP-OZ	1:27.72
	42.21			1:27.72

#44 Boys 13-14 100 Meter Breast

Sponsor: The Schott Family

Meet Record: 1:10.96R 2011 Blair C Bish

Name Age Team Finals Time

A - Final

1	Bish, Blair C	14	LRAD-AR	1:10.96R
	33.63			1:10.96
2	Petrich, Evan M	14	SPA-AR	1:14.65
	35.73			1:14.65
3	Clark, Wilson L	14	SSC-IN	1:17.00
	36.46			1:17.00
4	Fabian, Connor J	14	WEST-IL	1:19.05
	37.53			1:19.05
5	Smith, Andrew C	14	SPA-AR	1:19.59
	38.39			1:19.59
6	Reichert, Christopher I	14	CSP-OZ	1:20.12
	37.86			1:20.12
7	Hewett, Ben F	14	WEST-IL	1:20.21
	37.85			1:20.21
8	Wood, Brisco A	13	SSC-IN	1:21.04
	38.52			1:21.04

B - Final

9	O'Bryan, Lucas K	14	WEST-IL	1:21.00
	38.07			1:21.00
10	Oh, Samuel	13	PKWY-OZ	1:23.16
	39.86			1:23.16
11	Bousky, Alex J	14	PAWW-IL	1:23.29
	40.36			1:23.29
12	Andrews, Justin M	13	CSP-OZ	1:23.43
	39.68			1:23.43

#44 Boys 13-14 100 Meter Breast


Sponsor: The Schott Family

Meet Record: 1:10.96R 2011 Blair C Bish

Name Age Team Prelim Time

Preliminaries

1	Bish, Blair C	14	LRAD-AR	1:13.71
	34.66			1:13.71
2	Petrich, Evan M	14	SPA-AR	1:15.76
	35.66			1:15.76
3	Clark, Wilson L	14	SSC-IN	1:19.58
	37.79			1:19.58
4	Smith, Andrew C	14	SPA-AR	1:20.98
	38.87			1:20.98
5	Reichert, Christopher I	14	CSP-OZ	1:21.89
	38.45			1:21.89
6	Fabian, Connor J	14	WEST-IL	1:22.38
	39.04			1:22.38
7	Wood, Brisco A	13	SSC-IN	1:23.28
	39.54			1:23.28
8	Hewett, Ben F	14	WEST-IL	1:23.72
	38.95			1:23.72
9	Bousky, Alex J	14	PAWW-IL	1:24.45
	40.52			1:24.45
10	O'Bryan, Lucas K	14	WEST-IL	1:25.11
	40.44			1:25.11
11	Andrews, Justin M	13	CSP-OZ	1:25.76
	40.30			1:25.76
12	Oh, Samuel	13	PKWY-OZ	1:25.94
	41.13			1:25.94
13	Stone, Jacob M	13	SALU-OZ	1:26.62
	40.63			1:26.62
14	Teague, Quinn H	14	SSC-IN	1:27.92
	42.52			1:27.92
15	Edwards, Benjamin F	13	CSP-OZ	1:28.65
	43.04			1:28.65



CSP Tideriders Summer Invitational - 6/24/2011 to 6/26/2011

CSP Tideriders Summer Invitational, Sanction #: 5363

June 24 - 26, 2011

Results

Preliminaries ... (#44 Boys 13-14 100 Meter Breast)

16 Heidecker, Josh J	14 NSC-IN	1:28.67
42.96	1:28.67	
17 Workman, Sean C	14 YOSI-OZ	1:28.69
41.12	1:28.69	
18 Reichert, Nicholas C	14 CSP-OZ	1:28.84
42.38	1:28.84	
19 Hescott, PJ J	14 HAWG-AR	1:29.79
41.30	1:29.79	
20 Heye, Thomas E	13 LRAD-AR	1:30.85
43.73	1:30.85	
21 Schott, Collin J	13 CSP-OZ	1:31.13
43.82	1:31.13	
22 Kratka, Martin D	14 WEST-IL	1:31.39
43.00	1:31.39	
23 Zimmerman, Joshua A	13 PKWY-OZ	1:31.47
42.74	1:31.47	
24 McBride, Brett P	14 CSP-OZ	1:32.28
43.16	1:32.28	
25 Powell, Brian R	13 WEST-IL	1:32.78
44.14	1:32.78	
26 Ross, Joe A	13 PKWY-OZ	1:32.82
43.77	1:32.82	
27 Pircon, Adam W	14 WEST-IL	1:33.11
44.85	1:33.11	
28 Heidecker, Jake J	13 NSC-IN	1:33.21
44.65	1:33.21	
29 Nester, Michael D	13 CSP-OZ	1:33.82
45.25	1:33.82	
30 LaValle, Albert D	13 WEST-IL	1:35.04
44.99	1:35.04	
31 Waterman, Tyler S	14 CSP-OZ	1:35.37
43.68	1:35.37	
32 Hurlock, Patrick M	13 NSC-IN	1:36.19
44.87	1:36.19	
33 Thompson, Jack L	14 SSC-IN	1:36.73
45.68	1:36.73	
34 Brunelli, Brandon C	13 SSC-IN	1:36.88
44.66	1:36.88	
35 Young, Toby B	13 CSP-OZ	1:37.21
45.87	1:37.21	
36 Tieke, Zach W	14 WEST-IL	1:38.37

37 Wilson, Harrison D	14 NSC-IN	1:39.02	
46.03	1:39.02		
38 Glowniak, Brian R	13 WEST-IL	1:42.36	
49.05	1:42.36		
39 Hatton, Jace C	13 HAWG-AR	1:44.68	
51.02	1:44.68		
40 Neaveill, Sam N	13 PAWW-IL	1:47.33	
41 Crocker, Peter B	13 CSP-OZ	1:50.54	
51.72	1:50.54		
42 Reiter, Matt G	13 RSCA-OZ	1:57.04	
56.97	1:57.04		
43 Graham, Eric C	13 CSP-OZ	2:01.09	
59.34	2:01.09		
44 Lutker, Ryan Z	14 CSP-OZ	2:05.23	
59.34	2:05.23		
---	Brunelli, Joe G	14 SSC-IN	DQ
			DQ
---	Pyzdrowski, Jonathan	14 WEST-IL	DQ
			DQ

10 Wickham, Haley R	16 WEST-IL	1:23.44
39.15	1:23.44	
11 Coady, Jennifer J	16 WEST-IL	1:23.85
39.52	1:23.85	
12 Donaldson, Emma L	17 NSC-IN	1:24.12
40.07	1:24.12	
13 Westlake, Gloria R	17 RPLX-OZ	1:24.38
40.00	1:24.38	
14 Burroughs, Andi C	16 LRAD-AR	1:24.83
40.20	1:24.83	
15 Kearbey, Katie E	17 SPA-AR	1:27.00
41.62	1:27.00	
16 Maurer, Taylor M	16 CSP-OZ	1:28.29
42.19	1:28.29	

C - Final

17 Glogoza, Meghan E	16 CSP-OZ	1:25.18
40.73	1:25.18	
18 O'Grady, Courtney E	21 HAWG-AR	1:25.21
40.69	1:25.21	
19 Schroeder, Maria N	15 RPLX-OZ	1:25.60
40.35	1:25.60	
20 Vitek, Elly C	16 WEST-IL	1:25.61
40.84	1:25.61	
21 Statzer, Gigi V	18 CSP-OZ	1:26.57
41.46	1:26.57	
22 Rill, Gigi P	15 CSP-OZ	1:26.68
41.59	1:26.68	
23 Shurmur, Allyson E	18 CSP-OZ	1:26.99
41.48	1:26.99	
24 Wall, Maddie L	17 CSP-OZ	1:29.05
42.12	1:29.05	

#45 Girls Open 100 Meter Breast

Sponsor: The Garland Family

Meet Record: 1:12.44R 2009 Yi-Ting Siow

Name	Age	Team	Finals Time
A - Final			
1 Goessling, Annie B	17	CSP-OZ	1:18.47
38.05	1:18.47		
2 Garrison, Jessie L	15	LRAD-AR	1:18.88
37.54	1:18.88		
3 Holtzen, Jenny M	17	HAWG-AR	1:19.47
38.18	1:19.47		
4 Hempen, Abby K	18	RPLX-OZ	1:19.92
38.05	1:19.92		
5 Qualy, Madison S	17	CSP-OZ	1:21.36
39.16	1:21.36		
6 Krane, Elizabeth W	17	CSP-OZ	1:21.86
38.91	1:21.86		
7 Pavich, Lindsay M	17	WEST-IL	1:22.58
39.99	1:22.58		
8 Edwards, Hadley C	17	CSP-OZ	1:23.26
40.89	1:23.26		
B - Final			
9 Sikora, Danielle G	15	CSP-OZ	1:21.60
38.32	1:21.60		

#45 Girls Open 100 Meter Breast

Sponsor: The Garland Family

Meet Record: 1:12.44R 2009 Yi-Ting Siow

Name	Age	Team	Prelim Time
Preliminaries			
1 Goessling, Annie B	17	CSP-OZ	1:18.86
38.23	1:18.86		
2 Hempen, Abby K	18	RPLX-OZ	1:19.89
38.23	1:19.89		
3 Holtzen, Jenny M	17	HAWG-AR	1:20.56
39.10	1:20.56		



CSP Tideriders Summer Invitational - 6/24/2011 to 6/26/2011


CSP Tideriders Summer Invitational, Sanction #: 5363

June 24 - 26, 2011

Results

Preliminaries ... (#45 Girls Open 100 Meter Breast)

4 Garrison, Jessie L	15	LRAD-AR	1:20.83	25 Vitek, Elly C	16	WEST-IL	1:27.99	47 Feher, Savannah F	16	PKWY-OZ	1:34.30
39.28	1:20.83			41.37	1:27.99			44.82	1:34.30		
5 Krane, Elizabeth W	17	CSP-OZ	1:21.30	26 Stiegemeier, Grace G	15	CSP-OZ	1:28.29	48 Querciagrossa, Katie F	15	PAWW-IL	1:34.43
38.51	1:21.30			42.33	1:28.29			45.77	1:34.43		
6 Pavich, Lindsay M	17	WEST-IL	1:22.19	27 Wilmsen, Madeleine C	15	RSCA-OZ	1:28.45	49 Kuan, Ashlee A	15	SALU-OZ	1:34.45
39.47	1:22.19			41.89	1:28.45			45.42	1:34.45		
7 Edwards, Hadley C	17	CSP-OZ	1:22.54	28 Eisenhut, Madeline M	15	NSC-IN	1:29.40	50 Reisinger, Lily V	15	CSP-OZ	1:35.04
39.76	1:22.54			43.57	1:29.40			45.23	1:35.04		
8 Qualy, Madison S	17	CSP-OZ	1:22.55	29 Baize, Alex A	15	NSC-IN	1:29.42	51 Newlon, Angela N	16	YOSI-OZ	1:35.61
38.97	1:22.55			43.42	1:29.42			44.75	1:35.61		
9 Wickham, Haley R	16	WEST-IL	1:23.05	30 Fauska, Sarah R	15	CSP-OZ	1:29.61	52 Sigler, Austyn R	17	SALU-OZ	1:35.73
38.55	1:23.05			43.06	1:29.61			44.10	1:35.73		
10 Coady, Jennifer J	16	WEST-IL	1:23.91	31 Schneider, Dyana L	18	PKWY-OZ	1:29.83	53 Mudd, Courtney N	17	SSC-IN	1:36.14
39.04	1:23.91			42.15	1:29.83			45.29	1:36.14		
11 Sikora, Danielle G	15	CSP-OZ	1:24.20	32 Kokenyesi, Rachel A	16	CSP-OZ	1:30.04	54 Fisher, Hannah M	15	PAWW-IL	1:36.32
39.03	1:24.20			42.67	1:30.04			45.66	1:36.32		
*12 Burroughs, Andi C	16	LRAD-AR	1:24.61	33 Veselik, Hannah V	17	WEST-IL	1:30.10	55 Barger, Sarah K	16	RSCA-OZ	1:36.36
39.61	1:24.61			43.00	1:30.10			46.43	1:36.36		
*12 Kearbey, Katie E	17	SPA-AR	1:24.61	34 Whitbeck, Lizzy S	18	HAWG-AR	1:30.32	56 Dunn, Alex N	15	CSP-OZ	1:36.67
40.80	1:24.61			42.96	1:30.32			45.47	1:36.67		
14 Westlake, Gloria R	17	RPLX-OZ	1:24.72	35 Bach, Meghan	15	CSP-OZ	1:31.11	57 Gibbons, Grace E	15	WEST-IL	1:37.89
39.64	1:24.72			43.47	1:31.11			47.28	1:37.89		
15 Maurer, Taylor M	16	CSP-OZ	1:24.75	36 Chang, Ally	16	PAWW-IL	1:31.72	58 Rempe, Shannon K	17	PKWY-OZ	1:37.95
40.30	1:24.75			43.86	1:31.72			46.12	1:37.95		
16 Holm, Rachel L	15	CRCY-OZ	1:25.14	37 Milborn, Molly K	19	SSC-IN	1:31.76	59 Leif, Hannah R	13	SPA-AR	1:38.06
40.51	1:25.14			43.59	1:31.76			47.08	1:38.06		
17 Donaldson, Emma L	17	NSC-IN	1:25.36	38 Worthington, Kristen F	16	WEST-IL	1:31.93	60 Zinselmeier, Kaitlin E	16	PKWY-OZ	1:38.36
40.70	1:25.36			43.59	1:31.93			46.98	1:38.36		
18 Statzer, Gigi V	18	CSP-OZ	1:26.06	39 George, Ellie M	15	CSP-OZ	1:32.16	61 Ross, Emily R	16	PKWY-OZ	1:38.52
40.66	1:26.06			44.53	1:32.16			46.86	1:38.52		
19 Schroeder, Maria N	15	RPLX-OZ	1:26.32	40 Barron, Maureen T	16	WEST-IL	1:32.43	62 McBride, Erin M	17	CSP-OZ	1:39.01
40.61	1:26.32			43.65	1:32.43			47.08	1:39.01		
20 Glogoza, Meghan E	16	CSP-OZ	1:26.45	41 King, Natalie G	15	UNA-OZ	1:32.80	63 Everett, Elizabeth M	15	WEST-IL	1:39.12
41.60	1:26.45			44.12	1:32.80			47.20	1:39.12		
21 O'Grady, Courtney E	21	HAWG-AR	1:26.65	42 Miles, Maggie M	15	PAWW-IL	1:33.17	64 Franks, Jillian E	15	CSP-OZ	1:39.61
41.36	1:26.65			45.61	1:33.17			45.98	1:39.61		
22 Shurmur, Allyson E	18	CSP-OZ	1:26.82	43 Riegel, Meghan T	17	PKWY-OZ	1:33.35	65 Iwanicki, Alex A	17	UN WE-IL	1:39.63
41.57	1:26.82			44.43	1:33.35			46.17	1:39.63		
23 Rill, Gigi P	15	CSP-OZ	1:27.35	44 Porporis, Katiana N	12	RSCA-OZ	1:33.42	66 Pircon, Sarah E	16	WEST-IL	1:39.77
41.93	1:27.35			45.71	1:33.42			47.11	1:39.77		
24 Wall, Maddie L	17	CSP-OZ	1:27.59	45 Metz, Emma C	15	SPA-AR	1:33.62	67 Vinyard, Dana D	17	WEST-IL	1:39.93
41.55	1:27.59			45.41	1:33.62			47.16	1:39.93		
				46 Barron, Colleen K	15	WEST-IL	1:33.75	68 Heuston, Amber M	15	RPLX-OZ	1:41.76
				44.61	1:33.75			47.84	1:41.76		



CSP Tideriders Summer Invitational - 6/24/2011 to 6/26/2011

CSP Tideriders Summer Invitational, Sanction #: 5363

June 24 - 26, 2011

Results

Preliminaries ... (#45 Girls Open 100 Meter Breast)

69	Thoelke, Olivia M	15	RSCA-OZ	1:42.26
				48.38 1:42.26
70	Smarjesse, Cara R	16	PAWW-IL	1:42.34
				48.80 1:42.34
71	Kinzer, Natalie R	16	RPLX-OZ	1:42.41
				47.22 1:42.41
72	Trimble, Madeline J	17	CSP-OZ	1:46.61
				49.21 1:46.61

#46 Boys Open 100 Meter Breast

Sponsor: The Garland Family

Meet Record: 1:04.27R 2011 Matt D Elliott

Name	Age	Team	Finals Time
A - Final			
1	Elliott, Matt D	18	PAWW-IL 1:04.27R
			30.93 1:04.27
2	Haefner, Michael J	21	CARD-KY 1:08.93
			32.71 1:08.93
3	Thomas, Dexter W	17	HAWG-AR 1:12.52
			34.07 1:12.52
4	Simek, Jerod W	20	RSCA-OZ 1:13.61
			34.86 1:13.61
5	Cohen, Stephen G	19	SALU-OZ 1:13.79
			34.79 1:13.79
6	Wood, Steve S	21	SALU-OZ 1:14.01
			34.59 1:14.01
7	Mapel, Eddie A	16	WEST-IL 1:14.06
			34.05 1:14.06
8	Sun, Ravi W	16	LRAD-AR 1:15.18
			35.53 1:15.18

B - Final

9	Hanold, Noah R	15	PAWW-IL 1:11.83
			34.14 1:11.83
10	Schildknecht, Calvin E	26	LRAD-AR 1:12.86
			34.86 1:12.86
11	Simek, Andrew D	20	RSCA-OZ 1:14.47
			34.43 1:14.47
12	Russell, Jackson T	15	SSC-IN 1:15.20
			35.76 1:15.20
13	Fountain, Patrick D	17	RPLX-OZ 1:15.84
			35.94 1:15.84

14	Heye, Christopher W	15	LRAD-AR 1:16.23
			36.61 1:16.23
15	Noble, Easton W	16	CSP-OZ 1:16.72
			35.42 1:16.72
16	Baker, Collin M	17	SSC-IN 1:18.91
			36.26 1:18.91

C - Final

17	Bish, Austin J	17	LRAD-AR 1:16.43
			36.02 1:16.43
18	Baker, Ryan R	15	RPLX-OZ 1:17.03
			37.17 1:17.03
19	Finlay, Jack B	15	CSP-OZ 1:17.14
			36.08 1:17.14
20	Holland, Colton T	17	HAWG-AR 1:17.23
			36.45 1:17.23
21	Winck, John R	17	NSC-IN 1:17.67
			36.70 1:17.67
22	Andregg, Zachary E	17	LA-MV 1:18.04
			36.90 1:18.04
23	Kelley, Rick W	16	SSC-IN 1:18.73
			36.99 1:18.73
24	Crell, Jacob S	18	SSC-IN 1:18.90
			36.54 1:18.90

#46 Boys Open 100 Meter Breast

Sponsor: The Garland Family

Meet Record: 1:04.27R 2011 Matt D Elliott

Name	Age	Team	Prelim Time
Preliminaries			
1	Elliott, Matt D	18	PAWW-IL 1:06.95
			32.11 1:06.95
2	Haefner, Michael J	21	CARD-KY 1:09.29
			32.45 1:09.29
3	Thomas, Dexter W	17	HAWG-AR 1:12.27
			33.97 1:12.27
4	Wood, Steve S	21	SALU-OZ 1:12.52
			33.74 1:12.52
5	Cohen, Stephen G	19	SALU-OZ 1:13.31
			34.85 1:13.31
6	Kilkenny, Andrew W	19	PKWY-OZ 1:14.46
			35.63 1:14.46
7	Friedhoff, Cody L	19	CSP-OZ 1:14.54
			34.77 1:14.54

8	Mapel, Eddie A	16	WEST-IL 1:14.61
			34.71 1:14.61
9	Sun, Ravi W	16	LRAD-AR 1:14.64
			35.17 1:14.64
10	Simek, Jerod W	20	RSCA-OZ 1:14.86
			34.82 1:14.86
11	Noble, Easton W	16	CSP-OZ 1:15.08
			35.37 1:15.08
12	Russell, Jackson T	15	SSC-IN 1:15.16
			35.32 1:15.16
13	Simek, Andrew D	20	RSCA-OZ 1:15.28
			34.54 1:15.28
14	Fountain, Patrick D	17	RPLX-OZ 1:15.73
			35.44 1:15.73
15	Hanold, Noah R	15	PAWW-IL 1:15.95
			35.84 1:15.95
16	Schildknecht, Calvin E	26	LRAD-AR 1:16.28
			36.02 1:16.28
17	Baker, Collin M	17	SSC-IN 1:16.37
			36.21 1:16.37
18	Heye, Christopher W	15	LRAD-AR 1:17.38
			36.93 1:17.38
19	Riew, Bradley I	16	CSP-OZ 1:17.83
			36.29 1:17.83
20	Collier, Sam C	19	RSCA-OZ 1:17.93
21	Holland, Colton T	17	HAWG-AR 1:17.96
			36.44 1:17.96
22	Baker, Ryan R	15	RPLX-OZ 1:18.04
			38.56 1:18.04
23	Bish, Austin J	17	LRAD-AR 1:18.19
			36.98 1:18.19
24	Winck, John R	17	NSC-IN 1:18.34
			36.73 1:18.34
25	Crell, Jacob S	18	SSC-IN 1:18.58
			36.79 1:18.58
*26	Mielke, Derek T	15	PKWY-OZ 1:18.88
			37.48 1:18.88
*26	Finlay, Jack B	15	CSP-OZ 1:18.88
			36.74 1:18.88
Swim-Off Required			
28	Andregg, Zachary E	17	LA-MV 1:19.05
29	Kelley, Rick W	16	SSC-IN 1:19.45

CSP Tideriders Summer Invitational - 6/24/2011 to 6/26/2011

CSP Tideriders Summer Invitational, Sanction #: 5363

June 24 - 26, 2011

Results

Preliminaries ... (#46 Boys Open 100 Meter Breast)

30	Haefner, Brandon D	15	HAWG-AR	1:19.48	57	Brunelli, Nicholas P	15	SSC-IN	1:26.12
	37.64	1:19.48				40.71	1:26.12		
31	Perry, Ryan A	17	SSC-IN	1:20.15	58	Gill, Zach T	15	NSC-IN	1:26.21
	36.50	1:20.15				40.07	1:26.21		
32	Kraus, Mitch J	15	RPLX-OZ	1:20.27	59	Brand, William E	15	SPA-AR	1:27.15
	37.93	1:20.41				40.92	1:27.15		
33	Neaveill, Chris D	16	PAWW-IL	1:20.41	60	Johnson, Luke C	16	SSC-IN	1:27.19
	37.97	1:20.58				40.66	1:27.45		
34	Peters, Bryce A	17	WEST-IL	1:20.58	62	Eversman, Max T	15	CSP-OZ	1:28.25
	38.30	1:20.68				40.30	1:28.25		
*36	Bruder, Lucas A	17	RSCA-OZ	1:20.74	63	Neaveill, Tyler A	18	PAWW-IL	1:28.33
	37.22	1:20.74			*64	Plantamura, Dan J	16	PAWW-IL	1:28.74
*36	Smith, Drew T	17	RPLX-OZ	1:20.74		39.98	1:28.74		
	38.21	1:20.74			*64	Brenner, Noah A	15	SSC-IN	1:28.74
						42.27	1:28.74		
38	Adams, Cody L	18	YOSI-OZ	1:21.24	66	Peck, David A	15	PKWY-OZ	1:29.34
	36.73	1:21.24				41.83	1:29.34		
39	Smith, Mark L	16	WEST-IL	1:21.49	67	Goodwin, Timothy C	16	PKWY-OZ	1:29.38
	38.85	1:21.75				42.79	1:29.38		
40	Glogoza, Alex J	17	CSP-OZ	1:21.75	68	Werkema, Sean R	17	WEST-IL	1:29.66
						43.37	1:30.30		
41	Catani, Evan C	16	RSCA-OZ	1:22.03	69	Candel, Alex A	16	WEST-IL	1:29.73
						43.37	1:30.30		
42	Suek, Nathan	16	UN WE-IL	1:22.66	70	Wojtak, Jeremy J	15	PKWY-OZ	1:30.30
						41.39	1:30.73		
43	Cross, Thomas B	15	SSC-IN	1:23.02	71	Wiedeman, Evan J	19	SSC-IN	1:30.73
						41.39	1:30.73		
44	Knasel, Garrett T	15	CSP-OZ	1:23.83	72	O'Malley, Ryan M	16	WEST-IL	1:31.31
	40.81	1:23.83				40.92	1:31.87		
45	Flockenhaus, Peter D	17	SSC-IN	1:24.47	73	Schroyer, Connor S	16	WEST-IL	1:31.87
						40.88	1:33.37		
46	Bradley, Trevor J	17	NSC-IN	1:24.76	74	Huston, Mitchell Jr D	11	JCAY-MV	1:32.18
						44.63	1:33.99		
47	Zeurcher, Zach M	17	SSC-IN	1:24.97	75	Barnes, Elliott H	15	CSP-OZ	1:33.37
						40.88	1:33.37		
48	Ries, Deven G	16	PAWW-IL	1:25.00	76	Blethroad, Jack R	15	RPLX-OZ	1:33.99
	41.95	1:25.00				44.29	1:36.02		
49	Bruder, Jeremy A	16	RSCA-OZ	1:25.44	77	Koeniguer, Grant A	16	RSCA-OZ	1:36.02
						44.29	1:36.02		
50	Harlan, Nick S	17	PAWW-IL	1:25.51	78	Gibson, Jordan F	16	EDWY-OZ	1:37.42
						46.48	1:37.42		
51	McGinnis, Connor J	17	SEAL-OZ	1:25.67	79	Lewis, Zacher T	16	PKWY-OZ	1:37.81
						46.06	1:37.81		
52	Brown, Riley J	15	PKWY-OZ	1:25.81	80	Gibson, Blake R	16	EDWY-OZ	1:38.42
	42.40	1:25.81				43.19	1:38.42		
53	Masters, Michael J	16	SSC-IN	1:25.87	81	Eversman, Gus S	18	CSP-OZ	1:41.40
	43.29	1:25.87				45.73	1:41.40		
54	Wood, Bobby C	15	RPLX-OZ	1:25.88					
	44.67	1:25.88							
55	Weibel, Brendan A	15	WEST-IL	1:25.92					
	40.66	1:25.92							
56	Beckmann, Christophe	15	CSP-OZ	1:26.06					
	40.75	1:26.06							

---	Hunt, Austin A	16	HAWG-AR	DQ
	45.10	DQ		

#47 Girls 13-14 200 Meter Back

Sponsor: The Garland Family

Meet Record: 2:26.48R 2010 Hanna E House

Name	Age	Team	Finals Time	
A - Final				
1	Finlay, Sarah R	13	CSP-OZ	2:29.10
	34.85	1:11.99	1:50.42	2:29.10
2	Farley-Sepe, Kierston	13	WEST-IL	2:30.86
	34.60	1:13.11	1:52.69	2:30.86
3	Roberts, Shannon C	14	COPS-NT	2:33.15
	36.07	1:14.74	1:55.03	2:33.15
4	Caldwell, Courtney K	13	LA-MV	2:33.93
	35.06	1:15.03	1:54.95	2:33.93
5	Mudd, Natalie M	13	SSC-IN	2:37.27
	36.16	1:16.34	1:57.89	2:37.27
6	Burleson, Shelby E	14	LRAD-AR	2:37.30
	36.36	1:15.50	1:56.35	2:37.30
7	Sutherlin, Kylie B	13	SSC-IN	2:38.36
	37.23	1:17.31	1:58.57	2:38.36
8	Welty, Lydia D	13	CSP-OZ	2:39.31
	37.50	1:17.68	1:59.01	2:39.31
B - Final				
9	Holland, Carly F	14	HAWG-AR	2:32.77
	36.13	1:14.17	1:53.63	2:32.77
10	Wiley, Claire E	13	PKWY-OZ	2:36.41
	37.26	1:16.21	1:56.64	2:36.41
11	Clevenger, Robyn N	13	SSC-IN	2:38.31
	38.07	1:17.42	1:58.28	2:38.31
12	Haralson, Delaney L	13	LRAD-AR	2:39.76
	37.88	1:17.98	1:59.10	2:39.76
13	Reichert, Ashley A	14	CSP-OZ	2:42.71
	37.92	1:19.01	2:01.16	2:42.71
14	Maurer, Nicole A	14	CSP-OZ	2:44.42
	39.55	1:20.53	2:02.86	2:44.42
15	Treski, Olivia C	14	NSC-IN	2:44.69
	39.80	1:21.38	2:03.63	2:44.69
16	Donovan, Tanj M	14	HAWG-AR	2:47.61
	39.20	1:21.93	2:05.44	2:47.61



CSP Tideriders Summer Invitational - 6/24/2011 to 6/26/2011

CSP Tideriders Summer Invitational, Sanction #: 5363

June 24 - 26, 2011

Results


#47 Girls 13-14 200 Meter Back

Sponsor: The Garland Family

Meet Record: 2:26.48R 2010 Hanna E House

Name	Age	Team	Prelim Time
Preliminaries			
1 Finlay, Sarah R	13	CSP-OZ	2:30.87
	34.98	1:12.97	1:51.93
2 Caldwell, Courtney K	13	LA-MV	2:33.78
	35.43	1:15.92	1:56.03
3 Roberts, Shannon C	14	COPS-NT	2:33.87
	36.09	1:14.49	1:53.92
4 Farley-Sepe, Kierston	13	WEST-IL	2:35.34
	1:55.77	2:35.34	
5 Bursleson, Shelby E	14	LRAD-AR	2:39.12
	37.33	1:16.72	1:57.47
6 Sutherlin, Kylie B	13	SSC-IN	2:40.52
	37.12	1:18.00	2:00.06
7 Welty, Lydia D	13	CSP-OZ	2:41.70
	39.04	1:19.91	2:01.38
8 Mudd, Natalie M	13	SSC-IN	2:41.91
	37.73	1:18.81	2:00.73
9 Wiley, Claire E	13	PKWY-OZ	2:42.30
	38.77	1:19.78	2:00.97
*10 Reichert, Ashley A	14	CSP-OZ	2:42.60
	37.75	1:19.02	2:00.93
*10 Haralson, Delaney L	13	LRAD-AR	2:42.60
	38.65	1:19.62	2:01.16
12 Holland, Carly F	14	HAWG-AR	2:42.80
	37.38	1:18.32	2:01.20
13 Clevenger, Robyn N	13	SSC-IN	2:42.92
	38.84	1:19.89	2:02.24
14 Wilkes, Jenna M	14	PKWY-OZ	2:44.92
	38.62	1:20.02	2:03.13
15 Donovan, Tanj M	14	HAWG-AR	2:44.99
	39.50	1:21.92	2:04.07
16 Maurer, Nicole A	14	CSP-OZ	2:45.34
	39.53	1:20.56	2:03.46
17 Treski, Olivia C	14	NSC-IN	2:46.22
	40.37	1:22.84	2:05.42
18 Chadwell, Emma N	14	SPA-AR	2:46.34
	39.42	1:22.73	2:05.03
19 Smarjesse, Kate H	14	PAWW-IL	2:46.68
	40.11	1:22.28	2:04.77

20 Adams, Ashton E	13	PAWW-IL	2:46.85	42 O'Leary, Mary Kathryn	14	CSP-OZ	2:58.47
	40.08	1:23.35	2:06.74		41.81	1:27.12	2:13.03
21 Petersen, Kristen N	13	PKWY-OZ	2:48.14	43 Folkins, Natalie S	14	PKWY-OZ	3:00.26
	38.91	1:21.24	2:04.95		42.58	1:28.33	2:13.95
22 Miller, Jacqueline E	13	PKWY-OZ	2:49.11	44 Malloy, Megan E	14	CSP-OZ	3:00.29
	39.19	1:22.90	2:07.02		42.97	1:30.96	2:17.37
23 Leif, Hannah R	13	SPA-AR	2:49.14	45 Christophersen, Emily	14	SSC-IN	3:00.56
	39.31	1:22.09	2:05.82		42.10	1:28.08	2:15.41
24 Nelson, Madeline G	14	SPA-AR	2:49.50	46 O'Malley, Hannah E	13	WEST-IL	3:01.11
	39.35	1:22.00	2:05.54		41.68	1:27.93	2:14.80
25 Schienvar, Karin E	13	LRAD-AR	2:49.83	47 Skor, Dani A	13	CSP-OZ	3:06.35
	40.36	1:23.72	2:07.17		42.93	1:31.36	2:19.46
26 Jarosinski, Jenna K	13	SSC-IN	2:50.70	48 Tichenor, Allison R	13	RSCA-OZ	3:06.62
	40.32	1:23.74	2:07.30		44.18	1:31.79	2:20.62
27 Davies, Paige G	13	SSC-IN	2:51.75	49 Malecki, Courtney E	13	WEST-IL	3:06.63
	41.00	1:24.10	2:08.19		44.59	1:33.66	2:21.66
28 Ries, Jordan E	14	PAWW-IL	2:52.57	50 Katz, Julia M	13	NSC-IN	3:06.78
	41.91	1:25.75	2:10.15		44.35	1:32.08	2:20.00
29 Womack, Haley E	13	HAWG-AR	2:53.78	51 Zidell, Caroline A	13	WEST-IL	3:08.45
	40.22	1:25.06	2:09.37		44.44	1:33.11	2:21.53
30 Booth, Hannah L	13	SSC-IN	2:54.57	52 Neilson, Katie M	13	PAWW-IL	3:08.58
	41.34	1:25.63	2:10.73		46.11	1:34.80	2:22.77
31 Haerle, Sarah W	13	NSC-IN	2:54.98	53 Suek, Hanna	14	WEST-IL	3:09.56
	42.58	1:27.07	2:11.99		42.24	1:31.48	2:21.28
32 Morse, Stephanie M	13	RSCA-OZ	2:55.09	54 Bale, Sammy M	13	CSP-OZ	3:10.41
	40.60	1:24.74	2:10.99		45.63	1:34.81	2:24.30
33 King, Jessica T	14	SSC-IN	2:55.21	55 Rater, Mary M	13	CSP-OZ	3:12.58
	42.32	1:26.60	2:11.97		44.86	1:33.01	2:23.10
34 Dodge, Sarah L	14	SPA-AR	2:55.57	56 Allen, Sophie J	13	CSP-OZ	3:12.94
	40.37	2:11.06	2:55.57		43.75	1:33.73	2:24.46
35 Vestal, Madison R	14	PAWW-IL	2:56.28	57 Evers, Christina M	14	PKWY-OZ	3:13.30
	41.72	1:26.66	2:11.73		45.34	1:34.81	2:24.65
36 Wood, Jennifer A	14	RPLX-OZ	2:57.02	58 Russell, Caroline E	13	SSC-IN	3:18.55
	40.72	1:26.99	2:13.13		47.61	1:37.09	2:28.40
37 Terschak, Kaitlin R	13	RSCA-OZ	2:57.06	59 Nagy, Greta S	13	CSP-OZ	3:20.23
	41.33	1:26.61	2:12.36		45.37	1:36.90	2:29.98
38 Koss, Boo D	14	SPA-AR	2:57.45	60 Ryan, Jessica C	13	CSP-OZ	3:21.55
	41.80	1:27.10	2:12.78		45.51	2:33.64	3:21.55
39 Gelfand, Katherine H	13	CSP-OZ	2:57.75	61 Ijei, Ekene M	14	RSCA-OZ	3:21.93
	41.98	1:27.86	2:14.30		46.86	1:36.92	2:29.12
40 Sheets, Payton C	14	SPA-AR	2:57.79	62 Baker, Elizabeth J	13	CSP-OZ	3:23.83
	42.40	1:27.29	2:14.21		47.00	1:38.72	2:32.70
41 Daniels, Ashley N	13	CSP-OZ	2:57.94	--- Clancy, Katie M	13	UN WE-IL	DQ
	42.33	1:28.30	2:14.31		41.33	1:25.77	2:09.91



CSP Tideriders Summer Invitational - 6/24/2011 to 6/26/2011

CSP Tideriders Summer Invitational, Sanction #: 5363

June 24 - 26, 2011

Results

Preliminaries ... (#47 Girls 13-14 200 Meter Back)

---	Lesh, Rachel N	13	NSC-IN	DQ
	53.37	1:51.15	2:49.07	DQ
---	Gill, Samantha A	14	CSP-OZ	DQ
	43.28	1:28.80	2:14.33	DQ

#48 Boys 13-14 200 Meter Back

Sponsor: The Schott Family

Meet Record: 2:20.16R 2009 Chris J Dieter

Name	Age	Team	Finals Time
------	-----	------	-------------

A - Final

1	Reichert, Christopher J	14	CSP-OZ	2:24.41
	33.21	1:09.59	1:47.20	2:24.41
2	Smith, Craig J	13	WEST-IL	2:25.48
	33.97	1:10.77	2:25.48	
3	Bish, Blair C	14	LRAD-AR	2:25.54
	34.52	1:11.33	1:49.09	2:25.54
4	Young, Joe A	14	SSC-IN	2:26.92
	35.18	1:12.42	1:50.18	2:26.92
5	Tyre, Jared A	13	PAWW-IL	2:34.72
	34.53	1:13.82	1:55.08	2:34.72
6	Hunt, Jason E	14	HAWG-AR	2:34.96
	37.27	1:16.46	1:56.87	2:34.96
7	Hedgecock, John N	14	HAWG-AR	2:35.97
	36.39	1:16.07	1:56.53	2:35.97
8	Bousky, Alex J	14	PAWW-IL	2:37.27
	38.34	1:18.18	1:58.33	2:37.27

B - Final

9	Oh, Samuel	13	PKWY-OZ	2:35.86
	37.22	1:16.69	1:56.86	2:35.86
10	Pircon, Adam W	14	WEST-IL	2:37.13
	35.93	1:15.49	1:57.09	2:37.13
11	Workman, Sean C	14	YOSI-OZ	2:38.85
	36.14	1:16.96	1:58.86	2:38.85
12	O'Bryan, Lucas K	14	WEST-IL	2:40.53
	36.49	1:17.44	2:00.00	2:40.53
13	Heidecker, Josh J	14	NSC-IN	2:40.87
	37.82	1:18.53	1:59.89	2:40.87
14	Kolleck, Trey A	14	NSC-IN	2:42.94
	38.61	1:19.87	2:01.91	2:42.94
15	Petersen, Matthew J	13	PKWY-OZ	2:43.82
	36.92	1:18.51	2:01.14	2:43.82

16	Thayer, Jonathan T	14	RPLX-OZ	2:44.03
	37.77	1:19.64	2:02.41	2:44.03

#48 Boys 13-14 200 Meter Back

Sponsor: The Schott Family

Meet Record: 2:20.16R 2009 Chris J Dieter

Name	Age	Team	Prelim Time
------	-----	------	-------------



Preliminaries

1	Reichert, Christopher J	14	CSP-OZ	2:26.44
	32.81	1:10.17	1:48.21	2:26.44
2	Smith, Craig J	13	WEST-IL	2:28.45
	34.86	1:12.85	1:50.68	2:28.45
3	Bish, Blair C	14	LRAD-AR	2:29.06
	33.93	1:11.83	1:51.35	2:29.06
4	Young, Joe A	14	SSC-IN	2:31.11
	35.79	1:14.32	1:53.18	2:31.11
5	Beam, Austin H	13	EDWY-OZ	2:34.31
	36.45	1:15.26	1:55.46	2:34.31
6	Tyre, Jared A	13	PAWW-IL	2:35.42
	35.79	1:15.07	1:55.43	2:35.42
7	Bousky, Alex J	14	PAWW-IL	2:36.62
	36.65	1:17.07	1:56.78	2:36.62

9	Hunt, Jason E	14	HAWG-AR	2:37.16
	37.83	1:17.67	1:58.44	2:37.16
10	Oh, Samuel	13	PKWY-OZ	2:39.15
	37.03	1:17.47	1:58.27	2:39.15
11	Workman, Sean C	14	YOSI-OZ	2:39.71
	36.49	1:17.52	1:59.15	2:39.71
12	Pircon, Adam W	14	WEST-IL	2:40.71
	36.83	1:17.85	2:01.11	2:40.71
13	Kolleck, Trey A	14	NSC-IN	2:43.02
	38.63	1:19.77	2:02.02	2:43.02
14	Heidecker, Josh J	14	NSC-IN	2:43.44
	39.82	1:21.79	2:03.55	2:43.44
15	O'Bryan, Lucas K	14	WEST-IL	2:43.56
	38.19	1:20.31	2:03.11	2:43.56
16	Petersen, Matthew J	13	PKWY-OZ	2:43.68
	38.37	1:20.30	2:02.16	2:43.68

17	Thayer, Jonathan T	14	RPLX-OZ	2:44.44
	37.81	1:19.85	2:03.23	2:44.44
18	Heye, Thomas E	13	LRAD-AR	2:44.58
	39.69	1:21.26	2:03.12	2:44.58

19	Kapp, Samuel A	14	SSC-IN	2:44.64
	37.76	1:20.16	2:01.77	2:44.64
20	Hewett, Ben F	14	WEST-IL	2:44.79
	38.59	1:20.89	2:03.71	2:44.79
21	Tierney, Dixon H	13	SSC-IN	2:45.00
	37.92	1:19.84	2:02.53	2:45.00
22	Schott, Collin J	13	CSP-OZ	2:45.09
	38.62	1:20.23	2:02.74	2:45.09
23	Nester, Michael D	13	CSP-OZ	2:45.29
	39.17	1:21.14	2:03.66	2:45.29
24	Teague, Quinn H	14	SSC-IN	2:45.47
	38.67	1:20.48	2:04.18	2:45.47
25	Knasel, Justin K	14	CSP-OZ	2:45.89
	39.05	1:21.72	2:04.74	2:45.89
26	Wood, Brisco A	13	SSC-IN	2:45.91
	39.30	1:21.18	2:04.07	2:45.91
27	Wilson, Harrison D	14	NSC-IN	2:46.62
	40.06	1:22.56	2:05.38	2:46.62
28	Halliburton, T.J. J	13	UNA-OZ	2:49.19
	39.15	1:21.66	2:05.65	2:49.19
29	Teague, Levi C	14	SSC-IN	2:49.92
	38.72	1:21.97	2:06.68	2:49.92
30	Kratka, Martin D	14	WEST-IL	2:50.30
		1:22.68	2:50.30	
31	Bailey, Cody A	14	SALU-OZ	2:51.23
	40.09	1:22.86	2:06.82	2:51.23
32	Bonnett, Andrew D	13	PKWY-OZ	2:51.24
	39.88	1:23.82	2:08.11	2:51.24
33	Reichert, Nicholas C	14	CSP-OZ	2:52.10
	39.56	1:23.19	2:08.27	2:52.10
34	Tieke, Zach W	14	WEST-IL	2:52.91
	40.87	1:25.85	2:10.91	2:52.91
35	Pyzdrowski, Jonathan	14	WEST-IL	2:55.90
	41.37	1:25.93	2:11.64	2:55.90
36	Hescott, PJ J	14	HAWG-AR	2:59.10
	41.47	1:27.04	2:12.86	2:59.10
37	Ross, Joe A	13	PKWY-OZ	2:59.75
	41.01	1:27.67	2:14.15	2:59.75
38	Crocker, Peter B	13	CSP-OZ	3:02.87
	43.99	1:32.93	2:20.61	3:02.87
39	Powell, Brian R	13	WEST-IL	3:04.37
	43.31	1:29.97	2:18.75	3:04.37
40	Hurlock, Patrick M	13	NSC-IN	3:04.51
	41.50	1:30.54	2:18.17	3:04.51



CSP Tideriders Summer Invitational - 6/24/2011 to 6/26/2011

CSP Tideriders Summer Invitational, Sanction #: 5363

June 24 - 26, 2011

Results

Preliminaries ... (#48 Boys 13-14 200 Meter Back)

41	Litteken, Andrew J	14	CSP-OZ	3:05.53
	41.89	1:28.09	2:17.90	3:05.53
42	Reiter, Matt G	13	RSCA-OZ	3:07.01
	43.64	1:32.11	2:20.83	3:07.01
43	Schmiedeler, Cooper A	14	LA-MV	3:08.06
	43.65	1:33.18	2:22.72	3:08.06
44	Graham, Eric C	13	CSP-OZ	3:11.38
	43.54	1:31.52	2:21.55	3:11.38
45	Hatton, Jace C	13	HAWG-AR	3:12.77
	46.43	1:36.23	2:25.32	3:12.77
46	Lutker, Ryan Z	14	CSP-OZ	3:22.32
	47.23	1:39.24	2:32.09	3:22.32
---	Young, Toby B	13	CSP-OZ	DQ
	40.50	1:23.95	2:09.42	DQ

#49 Girls Open 200 Meter Back

Sponsor: The Garland Family

Meet Record: 2:22.66R 2011 Julia A Kucherich

Name	Age	Team	Finals Time
A - Final			
1	Kucherich, Julia A	19 UN-AR	2:22.66R
	34.82	1:11.08	1:47.54
2	Braun, Liz A	18 HAWG-AR	2:23.26
	34.78	1:11.15	1:47.34
3	Vitek, Elly C	16 WEST-IL	2:28.34
	34.45	1:11.30	1:50.08
4	Goessling, Annie B	17 CSP-OZ	2:28.85
	35.78	1:13.18	1:51.36
5	Kokenyesi, Rachel A	16 CSP-OZ	2:29.35
	34.51	1:11.59	1:50.57
6	Stoughton, Becky L	18 PAWW-IL	2:31.06
	34.99	1:13.30	1:52.73
7	Hertzler, Aubrey K	19 SSC-IN	2:32.28
	35.45	1:13.53	1:52.69
8	Howard, Mary Beth E	18 CSP-OZ	2:34.95
	36.32	1:14.94	1:54.85

B - Final

9	Davis, Camille S	17 SALU-OZ	2:31.00
	34.98	1:12.16	1:51.28
10	Spencer, Evyn R	17 RSCA-OZ	2:31.36
	35.53	1:13.16	1:52.89

11	Grabill, Reese H	17 LA-MV	2:36.55
	36.65	1:16.71	1:57.21
12	Vance, Kelsea D	20 UN-AR	2:36.65
	36.16	1:16.02	1:56.34
13	Porporis, Katiana N	12 RSCA-OZ	2:37.71
	35.90	1:15.19	1:56.48
14	Holtzen, Jenny M	17 HAWG-AR	2:37.95
	38.05	1:17.89	1:57.79
15	Reisinger, Lily V	15 CSP-OZ	2:38.93
	37.49	1:17.73	1:58.99
16	Grabill, Phoebe W	15 LA-MV	2:44.00
	37.12	1:18.78	2:02.02

C - Final

17	Fauska, Sarah R	15 CSP-OZ	2:34.40
	36.33	1:14.76	1:54.25
18	Podokshik, Masha	16 CSP-OZ	2:37.74
	37.82	1:17.83	1:58.54
19	Miles, Maggie M	15 PAWW-IL	2:38.30
	36.62	1:16.94	1:58.24
20	Seidel, Kiersten R	16 PAWW-IL	2:39.00
	36.17	1:16.40	1:58.38
21	Gibbons, Grace E	15 WEST-IL	2:41.19
	37.59	1:17.51	1:59.71
22	Walker, Kelsie M	15 SALU-OZ	2:42.61
	38.59	1:19.24	2:01.18
23	Burroughs, Andi C	16 LRAD-AR	2:42.79
	38.94	1:19.26	2:01.07
24	Chang, Ally	16 PAWW-IL	2:42.81
	37.79	1:18.40	2:01.33


#49 Girls Open 200 Meter Back

Sponsor: The Garland Family

Meet Record: 2:22.66R 2011 Julia A Kucherich

Name	Age	Team	Prelim Time
Preliminaries			
1	Kucherich, Julia A	19 UN-AR	2:23.22
	34.60	1:10.43	1:46.92
2	Braun, Liz A	18 HAWG-AR	2:26.03
	34.81	1:11.74	1:49.00
3	Kokenyesi, Rachel A	16 CSP-OZ	2:29.93
	34.71	1:12.10	1:50.72
4	Goessling, Annie B	17 CSP-OZ	2:30.50
	36.24	1:14.86	1:53.54

5	Stoughton, Becky L	18 PAWW-IL	2:30.58
	35.34	1:14.18	1:53.34
6	Howard, Mary Beth E	18 CSP-OZ	2:32.24
	35.41	1:13.87	1:53.09
7	Vitek, Elly C	16 WEST-IL	2:33.22
	35.61	1:13.88	1:53.34
8	Hertzler, Aubrey K	19 SSC-IN	2:33.27
	36.05	1:14.86	1:54.06
9	Davis, Camille S	17 SALU-OZ	2:34.48
	35.91	1:14.85	1:55.06
10	Grabill, Phoebe W	15 LA-MV	2:34.64
	36.70	1:16.38	1:56.21
11	Vance, Kelsea D	20 UN-AR	2:34.78
	35.99	1:15.24	1:55.38
12	Voelker, Taylor L	17 PKWY-OZ	2:34.82
	36.56	1:15.44	1:55.50
13	Holtzen, Jenny M	17 HAWG-AR	2:35.32
	37.30	1:16.39	1:56.28
14	Spencer, Evyn R	17 RSCA-OZ	2:35.69
	36.84	1:15.58	1:55.89
15	Porporis, Katiana N	12 RSCA-OZ	2:36.59
	36.24	1:15.00	1:56.24
16	Grabill, Reese H	17 LA-MV	2:38.47
	36.53	1:16.82	1:57.90
17	Reisinger, Lily V	15 CSP-OZ	2:38.60
	37.18	1:17.43	1:58.91
18	Fauska, Sarah R	15 CSP-OZ	2:39.12
	38.60	1:19.43	2:00.00
19	Miles, Maggie M	15 PAWW-IL	2:39.54
	37.69	1:18.88	2:00.03
20	Walker, Kelsie M	15 SALU-OZ	2:40.28
	38.66	1:19.21	2:40.28
21	Podokshik, Masha	16 CSP-OZ	2:40.70
	38.35	1:18.61	1:59.79
22	Burroughs, Andi C	16 LRAD-AR	2:40.72
	38.32	1:18.45	1:59.59
23	Chang, Ally	16 PAWW-IL	2:40.80
	37.57	1:18.60	2:00.52
24	Seidel, Kiersten R	16 PAWW-IL	2:41.44
	37.29	1:18.52	2:00.95
25	Gibbons, Grace E	15 WEST-IL	2:41.45
		1:17.72	1:59.49



CSP Tideriders Summer Invitational - 6/24/2011 to 6/26/2011

CSP Tideriders Summer Invitational, Sanction #: 5363

June 24 - 26, 2011

Results

Preliminaries ... (#49 Girls Open 200 Meter Back)


26	Heidkamp, Genna M	17	WEST-IL	2:41.69	37.49	2:00.71	2:41.69
27	Mudd, Courtney N	17	SSC-IN	2:42.45	36.55	1:17.81	2:00.20
28	Carter-Brooks, Deneer	15	SPA-AR	2:42.52	37.78	1:18.42	2:01.41
29	Barron, Maureen T	16	WEST-IL	2:42.58	37.88	1:19.38	2:01.15
30	Franks, Jillian E	15	CSP-OZ	2:43.46	38.42	1:19.44	2:01.56
31	Odrowski, Annie M	15	LA-MV	2:43.51	37.81	1:19.09	2:01.84
32	Shurmur, Allyson E	18	CSP-OZ	2:43.56	38.60	1:19.76	2:02.38
33	King, Natalie G	15	UNA-OZ	2:43.71	38.56	1:20.39	2:03.46
34	Westlake, Gloria R	17	RPLX-OZ	2:43.76	38.13	1:20.32	2:02.87
35	Coady, Jennifer J	16	WEST-IL	2:43.80	37.70	1:18.62	2:01.80
36	Worthington, Kristen I	16	WEST-IL	2:44.28	38.99	1:20.56	2:03.07
37	Wall, Emma R	16	SPA-AR	2:44.37	39.21	1:19.54	2:01.92
38	Wilmsen, Madeleine C	15	RSCA-OZ	2:44.46	39.26	1:21.13	2:03.05
39	Crocker, Samm J	15	CSP-OZ	2:44.77	1:21.64	2:03.95	2:44.77
40	Iwanicki, Alex A	17	UN WE-IL	2:44.94	37.12	1:18.39	2:01.37
41	Fisher, Hannah M	15	PAWW-IL	2:44.98	39.08	1:20.88	2:03.15
42	Troy, Taylor N	17	WEST-IL	2:45.58	38.34	2:03.46	2:45.58
43	Vinyard, Dana D	17	WEST-IL	2:46.43	39.39	1:21.62	2:04.78
44	Strickler, Alison C	16	RPLX-OZ	2:46.79	37.59	1:18.91	2:02.50
45	Metz, Emma C	15	SPA-AR	2:47.91	40.71	1:22.81	2:05.74
46	Highlander, Emily J	17	CSP-OZ	2:48.03	39.96	1:22.68	2:05.69
47	Eisenhut, Madeline M	15	NSC-IN	2:48.06	39.80	1:22.78	2:05.54
48	Wickham, Haley R	16	WEST-IL	2:48.24	38.51	1:21.30	2:05.56
49	Coe, Courtney M	16	RPLX-OZ	2:48.45	40.05	1:22.40	2:05.74
50	Debandt, Haley E	16	CSP-OZ	2:48.50	40.17	1:22.96	2:06.13
51	Baize, Alex A	15	NSC-IN	2:48.52	39.95	1:21.98	2:06.21
52	Querciagrossa, Katie F	15	PAWW-IL	2:48.87	39.18	1:21.95	2:06.02
53	Barron, Colleen K	15	WEST-IL	2:49.35	38.35	1:21.67	2:06.16
54	Ross, Emily R	16	PKWY-OZ	2:49.75	41.64	1:24.07	2:07.56
55	Donaldson, Emma L	17	NSC-IN	2:50.05	41.35	1:24.78	2:08.08
*56	Feher, Savannah F	16	PKWY-OZ	2:51.54	40.73	1:24.36	2:08.75
*56	Kuan, Ashlee A	15	SALU-OZ	2:51.54	40.28	1:23.71	2:07.64
58	Shurmur, Erica L	17	CSP-OZ	2:53.09	40.28	1:24.55	2:09.15
59	Zinselmeier, Kaitlin E	16	PKWY-OZ	2:53.14	40.60	1:24.47	2:08.79
60	Robinson, Ashley E	16	PKWY-OZ	2:53.58	40.16	1:23.30	2:08.35
61	Smarjesse, Cara R	16	PAWW-IL	2:53.86	41.39	1:25.74	2:10.94
62	Schneider, Dyana L	18	PKWY-OZ	2:54.12	40.54	1:24.44	2:09.27
63	Thro, Gabrielle F	15	YOSI-OZ	2:54.88	39.21	1:23.80	2:09.58
64	Bach, Meghan	15	CSP-OZ	2:55.17	39.94	1:24.23	2:10.04
65	Barger, Sarah K	16	RSCA-OZ	2:56.00	42.18	1:27.29	2:12.72
66	Miller, Nicole E	18	PAWW-IL	2:56.54	41.78	1:26.73	2:13.06
67	Pircon, Sarah E	16	WEST-IL	2:56.62	41.04	1:25.77	2:11.92
68	Milborn, Molly K	19	SSC-IN	2:57.04	40.51	1:25.19	2:10.86
69	Riegel, Meghan T	17	PKWY-OZ	2:57.97	42.40	1:27.47	2:13.12
70	Veselik, Hannah V	17	WEST-IL	2:59.97	39.94	1:25.80	2:13.47
71	Isaacson, Megan L	15	WEST-IL	3:00.39	42.42	1:28.28	2:14.32
72	Dunn, Alex N	15	CSP-OZ	3:02.27	44.45	1:30.98	2:17.86
73	Miller, Kelly A	16	PAWW-IL	3:02.69	42.81	1:28.69	2:16.14
74	Everett, Elizabeth M	15	WEST-IL	3:02.83	42.45	1:28.20	2:16.09
75	Schuette, Jessica M	16	RPLX-OZ	3:03.55	42.32	1:28.75	2:16.67
76	Thoelke, Olivia M	15	RSCA-OZ	3:07.36	44.02	1:31.60	2:20.77
---	Rempe, Shannon K	17	PKWY-OZ	DQ	43.15	1:28.31	2:13.46

#50 Boys Open 200 Meter Back

Sponsor: The Gelfand Family

Meet Record: 2:09.07R 2009 Ellis Miller

Name	Age	Team	Finals Time
A - Final			
1 Sun, Ravi W	16	LRAD-AR	2:13.00
30.54	1:03.34	1:38.03	2:13.00
2 Glogoza, Alex J	17	CSP-OZ	2:15.54
31.83	1:06.47	1:41.77	2:15.54
3 Querciagrossa, Jake J	20	UN WV-W	2:18.26
32.53	1:07.62	1:43.47	2:18.26
4 Marler, Justin K	16	RPLX-OZ	2:19.31
32.26	1:07.20	1:43.04	2:19.31
5 McGinnis, Connor J	17	SEAL-OZ	2:20.09
32.84	1:08.27	1:44.02	2:20.09
6 Querciagrossa, Jon L	18	PAWW-IL	2:21.13
32.72	1:08.56	1:45.44	2:21.13
7 Sloan, Ben P	16	LA-MV	2:21.23
33.06	1:09.44	1:45.68	2:21.23
8 El Badrawy, El	22	SALU-OZ	2:22.03
34.47	1:09.51	1:46.71	2:22.03
B - Final			
9 O'Shea, Will J	15	CSP-OZ	2:23.41
34.04	1:11.18	1:47.00	2:23.41



CSP Tideriders Summer Invitational - 6/24/2011 to 6/26/2011

CSP Tideriders Summer Invitational, Sanction #: 5363

June 24 - 26, 2011

Results

B - Final ... (#50 Boys Open 200 Meter Back)

10	Finlay, Jack B	15	CSP-OZ	2:23.47
	34.16	1:11.08	1:47.79	2:23.47
11	McCauley, Blake A	16	LRAD-AR	2:24.81
	33.71	1:08.78	2:24.81	
12	Baker, Ryan R	15	RPLX-OZ	2:25.13
	35.18	1:12.34	1:48.75	2:25.13
13	Butler, Philip J	16	NSC-IN	2:27.11
	34.97	1:12.03	2:27.11	
14	Brenner, Noah A	15	SSC-IN	2:27.96
	34.51	1:11.77	1:50.58	2:27.96
15	O'Malley, Ryan M	16	WEST-IL	2:28.35
	32.84	1:08.87	1:48.01	2:28.35
16	Schimmelpfenning, Jai	15	PAWW-IL	2:28.79
	33.74	1:11.18	1:49.81	2:28.79

C - Final

17	Peters, Bryce A	17	WEST-IL	2:26.58
	32.60	1:09.49	1:48.50	2:26.58
18	Sloan, Luke F	15	CSP-OZ	2:27.11
	35.01	1:12.46	1:50.51	2:27.11
19	Hunt, Austin A	16	HAWG-AR	2:30.44
	35.31	1:13.07	1:52.08	2:30.44
20	Stein, Christopher M	15	SPA-AR	2:31.28
	35.61	1:13.54	1:53.16	2:31.28
21	Gill, Zach T	15	NSC-IN	2:31.62
	35.67	1:14.41	1:53.20	2:31.62
22	Flockenhaus, Peter D	17	SSC-IN	2:32.30
	35.27	1:13.97	1:53.61	2:32.30
23	Weibel, Brendan A	15	WEST-IL	2:33.52
	35.80	1:14.27	1:53.90	2:33.52
24	Wiedeman, Evan J	19	SSC-IN	2:36.77
	35.93	1:15.28	1:56.81	2:36.77

#50 Boys Open 200 Meter Back

Sponsor: The Gelfand Family

Meet Record: 2:09.07R 2009 Ellis Miller

Name	Age	Team	Prelim Time
Preliminaries			
1 Sun, Ravi W	16	LRAD-AR	2:16.46
	32.18	1:06.99	1:42.42
2 Marler, Justin K	16	RPLX-OZ	2:20.58
	33.20	1:08.05	1:44.11
			2:20.58

3 Querciagrossa, Jake J	20	UN WV-W	2:20.90
	33.13	1:08.70	1:45.63
4 Sloan, Ben P	16	LA-MV	2:21.61
	32.23	1:08.18	1:45.19
5 McGinnis, Connor J	17	SEAL-OZ	2:21.84
	33.82	1:10.44	1:46.15
6 Rogers, Zach R	15	PKWY-OZ	2:22.26
	33.90	1:10.01	1:47.04
7 Querciagrossa, Jon L	18	PAWW-IL	2:22.65
	34.07	1:10.45	1:47.92
8 El Badrawy, El	22	SALU-OZ	2:23.06
	34.29	1:09.77	1:46.80
9 Glogoza, Alex J	17	CSP-OZ	2:23.14
	33.61	1:10.31	1:47.79
10 McCauley, Blake A	16	LRAD-AR	2:23.47
	33.73	1:09.64	1:46.47
11 O'Shea, Will J	15	CSP-OZ	2:24.18
	34.02	1:11.53	1:47.44
12 Schimmelpfenning, Jai	15	PAWW-IL	2:26.39
	34.07	1:11.30	1:49.02
13 Baker, Ryan R	15	RPLX-OZ	2:26.85
	35.38	1:12.23	1:49.94
14 Finlay, Jack B	15	CSP-OZ	2:26.90
	33.48	1:10.96	1:48.96
15 Brenner, Noah A	15	SSC-IN	2:27.63
	34.52	1:11.77	1:50.64
16 Catani, Evan C	16	RSCA-OZ	2:28.23
	34.38	1:11.54	1:49.97
17 O'Malley, Ryan M	16	WEST-IL	2:28.88
	33.71	1:10.99	1:50.81
18 Butler, Philip J	16	NSC-IN	2:29.11
	34.62	1:12.99	1:50.75
19 Hunt, Austin A	16	HAWG-AR	2:29.82
	35.27	1:13.56	1:51.97
20 Weibel, Brendan A	15	WEST-IL	2:29.91
	34.04	1:11.28	1:50.70
21 Sloan, Luke F	15	CSP-OZ	2:30.12
	34.60	1:12.63	1:51.86
22 Peters, Bryce A	17	WEST-IL	2:31.04
	34.97	1:13.71	1:53.20
*23 Stein, Christopher M	15	SPA-AR	2:31.60
	35.52	1:13.98	1:52.48
*23 Gill, Zach T	15	NSC-IN	2:31.60
	36.68	1:16.02	1:55.30
25 Flockenhaus, Peter D	17	SSC-IN	2:32.45
	37.02	1:16.10	1:54.64
26 Daminato, Josh A	16	RSCA-OZ	2:32.90
	36.60	1:15.07	1:54.70
27 Wiedeman, Evan J	19	SSC-IN	2:32.95
	35.68	1:14.94	1:54.79
28 Schroyer, Connor S	16	WEST-IL	2:33.08
	35.46	1:14.43	1:54.08
29 Gramling, Jordan M	16	SEAL-OZ	2:34.11
	35.85	1:15.06	1:54.68
30 Masters, Michael J	16	SSC-IN	2:34.18
	35.98	1:15.32	1:55.31
31 Fountain, Patrick D	17	RPLX-OZ	2:34.55
	36.50	1:15.21	1:55.26
32 Heye, Christopher W	15	LRAD-AR	2:34.80
	37.31	1:15.95	1:56.05
33 Hall, Ryan G	17	SALU-OZ	2:35.04
	35.29	1:14.76	1:54.91
34 Parsons, Dustin L	16	SEAL-OZ	2:36.27
	37.25	1:16.83	1:56.35
35 Munk, Connor J	16	LA-MV	2:36.39
	36.81	1:16.98	1:57.23
36 Brunelli, Nicholas P	15	SSC-IN	2:36.83
	37.00	1:18.14	1:59.36
37 Kelley, Rick W	16	SSC-IN	2:37.19
	36.51	1:18.29	2:00.59
38 Cross, Thomas B	15	SSC-IN	2:37.20
	37.15	1:16.86	1:57.99
39 Haefner, Brandon D	15	HAWG-AR	2:37.21
	37.74	1:17.60	1:58.65
40 Baker, Collin M	17	SSC-IN	2:37.97
	36.02	1:16.18	1:57.37
41 Smith, Mark L	16	WEST-IL	2:38.31
	36.94	1:17.69	1:59.64
42 Beckmann, Christophe	15	CSP-OZ	2:38.42
	36.28	1:16.81	1:58.69
43 Basler, Scott M	17	PKWY-OZ	2:38.66
	37.35	1:16.81	1:57.77
44 Mapel, Eddie A	16	WEST-IL	2:39.96
	37.39	1:18.85	2:01.53
45 Eversman, Max T	15	CSP-OZ	2:40.73
	36.71	1:17.86	1:59.30
46 Chi, Will Y	17	PAWW-IL	2:40.87
	35.41	1:15.61	1:58.91



CSP Tideriders Summer Invitational - 6/24/2011 to 6/26/2011

CSP Tideriders Summer Invitational, Sanction #: 5363

June 24 - 26, 2011

Results

Preliminaries ... (#50 Boys Open 200 Meter Back)

47	Wood, Bobby C	15	RPLX-OZ	2:41.70
	39.07	1:20.38	2:02.08	2:41.70
48	Domjian, Alec J	17	SEAL-OZ	2:42.71
	37.28	1:17.85	1:59.91	2:42.71
49	Russell, Jackson T	15	SSC-IN	2:43.28
	39.17	1:20.65	2:02.95	2:43.28
50	Candel, Alex A	16	WEST-IL	2:43.34
	37.59	1:19.40	2:02.14	2:43.34
51	Johnson, Luke C	16	SSC-IN	2:43.58
	38.24	1:19.28	2:02.39	2:43.58
52	Holland, Colton T	17	HAWG-AR	2:44.04
	38.63	1:20.57	2:02.38	2:44.04
53	Smith, Drew T	17	RPLX-OZ	2:44.16
	38.11	1:21.14	2:03.19	2:44.16
54	Mayfield, Jesse L	16	SCCY-OZ	2:44.51
	38.40	1:19.33	2:02.13	2:44.51
55	Werkema, Sean R	17	WEST-IL	2:44.67
	39.78	1:21.66	2:04.17	2:44.67
56	Barnes, Elliott H	15	CSP-OZ	2:44.72
	38.63	1:21.04	2:03.42	2:44.72
57	Suek, Nathan	16	UN WE-IL	2:44.99
	37.47	1:19.54	2:44.99	
58	Goodwin, Timothy C	16	PKWY-OZ	2:46.56
	39.42	1:21.39	2:04.77	2:46.56
59	Crell, Jacob S	18	SSC-IN	2:47.03
	39.00	1:21.56	2:47.03	
60	Lewis, Zacher T	16	PKWY-OZ	2:49.07
	38.96	1:21.69	2:05.86	2:49.07
61	Blethroad, Jack R	15	RPLX-OZ	2:50.94
	37.63	1:21.31	2:06.70	2:50.94
62	Adams, Cody L	18	YOSI-OZ	2:52.39
	1:20.41	2:52.39		
63	Bradley, Trevor J	17	NSC-IN	2:52.79
	41.28	1:25.52	2:09.80	2:52.79
64	Wojtak, Jeremy J	15	PKWY-OZ	2:52.96
	39.48	1:24.10	2:08.69	2:52.96
65	Bruder, Jeremy A	16	RSCA-OZ	2:53.61
	1:26.32	2:10.98		2:53.61
66	Koeniguer, Grant A	16	RSCA-OZ	3:02.87
	42.69	1:29.36	2:16.49	3:02.87
---	Brown, Riley J	15	PKWY-OZ	DQ
	34.84	1:12.20	1:50.72	DQ

--- Weiss, Nate M 18 CSP-OZ DQ
33.73 1:10.91 1:49.94 DQ

#51 Girls 13-14 100 Meter Free
Sponsor: The Gelfand Family
Meet Record: 59.82R 2008 Maddie L Wall

Name	Age	Team	Finals Time
A - Final			
1	Clevenger, Robyn N	13	SSC-IN 1:01.87
	30.12	1:01.87	
2	Caldwell, Courtney K	13	LA-MV 1:02.11
	30.36	1:02.11	
3	Farley-Sepe, Kierston	13	WEST-IL 1:02.77
	30.51	1:02.77	
4	Roberts, Shannon C	14	COPS-NT 1:04.04
	30.95	1:04.04	
5	Ahls, Charlotte L	14	SSC-IN 1:04.42
	30.85	1:04.42	
6	Finlay, Sarah R	13	CSP-OZ 1:04.62
	31.49	1:04.62	
7	Sisson, Nikki L	14	SPA-AR 1:04.88
	30.99	1:04.88	
8	Nelson, Madeline G	14	SPA-AR 1:04.92
	31.54	1:04.92	
B - Final			
9	Petersen, Kristen N	13	PKWY-OZ 1:03.89
	30.67	1:03.89	
10	Chon, Eun Sol	14	HAWG-AR 1:04.00
	30.79	1:04.00	
11	Holland, Carly F	14	HAWG-AR 1:05.08
	31.28	1:05.08	
12	Cox, Maggie N	14	CSP-OZ 1:05.49
	31.38	1:05.49	
13	Treski, Olivia C	14	NSC-IN 1:05.78
	31.71	1:05.78	
14	Barnes, Allie L	13	SSC-IN 1:06.11
	31.61	1:06.11	
15	Sweet, Jordan L	13	LRAD-AR 1:06.61
	32.21	1:06.61	
16	Adams, Ashton E	13	PAWW-IL 1:07.06
	32.53	1:07.06	

#51 Girls 13-14 100 Meter Free
Sponsor: The Gelfand Family
Meet Record: 59.82R 2008 Maddie L Wall

Name	Age	Team	Prelim Time
Preliminaries			
1	Clevenger, Robyn N	13	SSC-IN 1:02.08
	29.76	1:02.08	
2	Caldwell, Courtney K	13	LA-MV 1:02.24
	29.75	1:02.24	
3	Farley-Sepe, Kierston	13	WEST-IL 1:02.98
	30.43	1:02.98	
4	Roberts, Shannon C	14	COPS-NT 1:03.41
	30.54	1:03.41	
5	Sisson, Nikki L	14	SPA-AR 1:03.87
	30.81	1:03.87	
6	Ahls, Charlotte L	14	SSC-IN 1:04.03
	30.76	1:04.03	
7	Finlay, Sarah R	13	CSP-OZ 1:04.38
	31.07	1:04.38	
8	Nelson, Madeline G	14	SPA-AR 1:04.66
	31.23	1:04.66	
9	Chon, Eun Sol	14	HAWG-AR 1:05.12
	31.65	1:05.12	
10	Cox, Maggie N	14	CSP-OZ 1:05.35
	31.69	1:05.35	
11	Barnes, Allie L	13	SSC-IN 1:05.56
	31.46	1:05.56	
12	Treski, Olivia C	14	NSC-IN 1:05.64
	31.58	1:05.64	
13	Holland, Carly F	14	HAWG-AR 1:05.67
	31.53	1:05.67	
14	Petersen, Kristen N	13	PKWY-OZ 1:05.69
	31.43	1:05.69	
15	Sweet, Jordan L	13	LRAD-AR 1:06.10
	32.55	1:06.10	
16	Adams, Ashton E	13	PAWW-IL 1:06.11
	31.97	1:06.11	
17	Christophersen, Emily	14	SSC-IN 1:06.25
	31.88	1:06.25	
18	Leif, Hannah R	13	SPA-AR 1:06.30
	32.08	1:06.30	
19	Vestal, Madison R	14	PAWW-IL 1:06.39
	31.93	1:06.39	



CSP Tideriders Summer Invitational - 6/24/2011 to 6/26/2011

CSP Tideriders Summer Invitational, Sanction #: 5363

June 24 - 26, 2011

Results

Preliminaries ... (#51 Girls 13-14 100 Meter Free)

20	Sisson, Kaylee K	13	SPA-AR	1:06.43	41	Schienvar, Karin E	13	LRAD-AR	1:10.93	63	Lytle, Katie R	13	PAWW-IL	1:15.09
	31.43	1:06.43				33.92	1:10.93				36.62	1:15.09		
21	Jarosinski, Jenna K	13	SSC-IN	1:06.54	42	O'Leary, Mary Kathryn	14	CSP-OZ	1:11.07	64	Katz, Julia M	13	NSC-IN	1:15.33
	32.20	1:06.54				33.72	1:11.07				36.15	1:15.33		
22	Womack, Haley E	13	HAWG-AF	1:06.56	43	O'Malley, Hannah E	13	WEST-IL	1:11.27	65	Garrison, Gabrielle M	14	SPA-AR	1:15.36
	32.03	1:06.56				32.84	1:11.27				35.45	1:15.36		
23	Maurer, Nicole A	14	CSP-OZ	1:06.81	44	Sheets, Payton C	14	SPA-AR	1:11.47	66	Kennedy, Katie M	13	SSC-IN	1:15.87
	32.47	1:06.81				33.78	1:11.47				36.63	1:15.87		
24	Burleson, Shelby E	14	LRAD-AR	1:07.01	45	Miller, Jacqueline E	13	PKWY-OZ	1:11.50	67	Bale, Sammy M	13	CSP-OZ	1:16.13
	32.39	1:07.01				34.78	1:11.50				36.23	1:16.13		
25	Ries, Jordan E	14	PAWW-IL	1:07.23	46	Malloy, Megan E	14	CSP-OZ	1:11.61	68	Gelfand, Katherine H	13	CSP-OZ	1:16.27
	31.70	1:07.23				34.74	1:11.61				37.13	1:16.27		
26	Malecki, Courtney E	13	WEST-IL	1:07.33	47	Ahern, Caitlin M	14	PAWW-IL	1:11.67	69	Nandakumar, Akshaya	13	RSCA-OZ	1:16.42
	33.36	1:07.33				33.97	1:11.67				36.23	1:16.42		
27	Wiley, Claire E	13	PKWY-OZ	1:07.46	48	Carroll, Hannah M	13	PAWW-IL	1:11.98	70	Baker, Katie A	14	SSC-IN	1:16.49
	32.65	1:07.46				35.20	1:11.98				37.20	1:16.49		
28	Wilkes, Jenna M	14	PKWY-OZ	1:08.02	49	Tichenor, Allison R	13	RSCA-OZ	1:12.14	71	Allen, Sophie J	13	CSP-OZ	1:17.09
	33.01	1:08.02				34.30	1:12.14				36.23	1:17.09		
29	Haralson, Delaney L	13	LRAD-AR	1:08.04	50	Davies, Paige G	13	SSC-IN	1:12.17	*72	Tao, Joan Q	13	PKWY-OZ	1:17.17
	33.11	1:08.04				34.77	1:12.17				36.45	1:17.17		
30	Beatty, Lauren E	14	SPA-AR	1:08.48	51	Rater, Mary M	13	CSP-OZ	1:12.33	*72	Evers, Christina M	14	PKWY-OZ	1:17.17
	33.04	1:08.48				34.63	1:12.33				36.85	1:17.17		
31	Donovan, Tanj M	14	HAWG-AF	1:09.05	52	Haerle, Sarah W	13	NSC-IN	1:12.52	74	Skor, Dani A	13	CSP-OZ	1:17.62
	32.80	1:09.05				35.17	1:12.52				36.83	1:17.62		
32	Wood, Jennifer A	14	RPLX-OZ	1:09.25	53	King, Jessica T	14	SSC-IN	1:12.68	75	LaFever, Kat C	13	LA-MV	1:17.67
	32.71	1:09.25				35.05	1:12.68				36.56	1:17.67		
33	Reichert, Ashley A	14	CSP-OZ	1:09.55	54	Gill, Samantha A	14	CSP-OZ	1:12.83	76	Nagy, Greta S	13	CSP-OZ	1:17.80
	33.70	1:09.55				35.25	1:12.83				36.85	1:17.80		
34	Clancy, Katie M	13	UN WE-IL	1:09.60	55	Zidell, Caroline A	13	WEST-IL	1:12.93	77	Neilson, Katie M	13	PAWW-IL	1:18.41
	33.27	1:09.60				34.78	1:12.93				37.51	1:18.41		
35	Chadwell, Emma N	14	SPA-AR	1:09.97	56	Larkin, McKayla L	13	SPA-AR	1:13.06	78	Ryan, Jessica C	13	CSP-OZ	1:18.50
	33.07	1:09.97				34.85	1:13.06				36.21	1:18.50		
36	Ribordy, Madison M	13	PAWW-IL	1:10.06	57	Folkins, Natalie S	14	PKWY-OZ	1:13.29	79	Baker, Elizabeth J	13	CSP-OZ	1:18.98
	34.19	1:10.06				35.48	1:13.29				37.74	1:18.98		
37	Morse, Stephanie M	13	RSCA-OZ	1:10.22	58	Ratliff, Emily E	13	SSC-IN	1:13.31	80	Russell, Caroline E	13	SSC-IN	1:19.12
	34.15	1:10.22				35.43	1:13.31				37.80	1:19.12		
38	Junker, Ellie A	13	YOSI-OZ	1:10.43	59	Horn, Courtney M	14	SPA-AR	1:14.21	81	Wolfgang, Lizzie A	13	CSP-OZ	1:19.25
	33.75	1:10.43				35.66	1:14.21				37.80	1:19.25		
39	Smarjesse, Kate H	14	PAWW-IL	1:10.49	60	Dodge, Sarah L	14	SPA-AR	1:14.25	82	Ijei, Ekene M	14	RSCA-OZ	1:19.87
	34.27	1:10.49				35.11	1:14.25				37.71	1:19.87		
40	Suek, Hanna	14	WEST-IL	1:10.77	61	Terschak, Kaitlin R	13	RSCA-OZ	1:14.55	83	Ginsberg, Alexandra J	13	LA-MV	1:20.40
	33.48	1:10.77				36.05	1:14.55				37.64	1:20.40		
					62	Potts, Kelsey R	13	LA-MV	1:14.91	84	Lesh, Rachel N	13	NSC-IN	1:20.93
						35.49	1:14.91				37.86	1:20.93		

CSP Tideriders Summer Invitational - 6/24/2011 to 6/26/2011

CSP Tideriders Summer Invitational, Sanction #: 5363

June 24 - 26, 2011

Results

#52 Boys 13-14 100 Meter Free

Sponsor: The Gelfand Family

Meet Record: 57.01R 2010 Zachary R Rogers

Name	Age	Team	Finals Time
------	-----	------	-------------

A - Final

1	Tieke, Zach W	14	WEST-IL	58.03
	27.73	58.03		
2	Petrich, Evan M	14	SPA-AR	59.75
	29.18	59.75		
3	Young, Joe A	14	SSC-IN	1:01.37
	29.94	1:01.37		
4	Hewett, Ben F	14	WEST-IL	1:01.54
	29.93	1:01.54		
5	Bousky, Alex J	14	PAWW-IL	1:01.68
	30.05	1:01.68		
6	Powell, Brian R	13	WEST-IL	1:01.91
	29.53	1:01.91		
7	Kolleck, Trey A	14	NSC-IN	1:01.99
	29.24	1:01.99		
8	Stone, Jacob M	13	SALU-OZ	1:02.70
	30.06	1:02.70		

B - Final

9	Pyzdrowski, Jonathan	14	WEST-IL	1:00.21
	28.23	1:00.21		
10	Andrews, Justin M	13	CSP-OZ	1:02.58
	30.09	1:02.58		
11	Wilson, Harrison D	14	NSC-IN	1:02.90
	30.48	1:02.90		
12	Reichert, Christopher J	14	CSP-OZ	1:03.09
	30.21	1:03.09		
13	Clark, Wilson L	14	SSC-IN	1:03.54
	30.40	1:03.54		
14	Bailey, Cody A	14	SALU-OZ	1:03.55
	30.85	1:03.55		
15	Plantamura, Michael J	14	PAWW-IL	1:04.04
	30.21	1:04.04		
16	Teague, Quinn H	14	SSC-IN	1:05.76
	30.75	1:05.76		

#52 Boys 13-14 100 Meter Free

Sponsor: The Gelfand Family

Meet Record: 57.01R 2010 Zachary R Rogers

Name	Age	Team	Prelim Time
------	-----	------	-------------

Preliminaries

1	Tieke, Zach W	14	WEST-IL	57.58
	27.59	57.58		
2	Petrich, Evan M	14	SPA-AR	1:00.64
	29.53	1:00.64		
3	Bousky, Alex J	14	PAWW-IL	1:01.39
	30.13	1:01.39		
4	Kolleck, Trey A	14	NSC-IN	1:01.64
	29.11	1:01.64		
5	Young, Joe A	14	SSC-IN	1:01.87
	29.90	1:01.87		
6	Powell, Brian R	13	WEST-IL	1:02.02
	29.30	1:02.02		
7	Stone, Jacob M	13	SALU-OZ	1:02.21
	29.61	1:02.21		
8	Hewett, Ben F	14	WEST-IL	1:02.27
	29.82	1:02.27		
9	Pyzdrowski, Jonathan	14	WEST-IL	1:02.32
	29.77	1:02.32		
10	Andrews, Justin M	13	CSP-OZ	1:02.39
	29.86	1:02.39		
11	Teague, Quinn H	14	SSC-IN	1:02.48
	30.15	1:02.48		
12	Reichert, Christopher J	14	CSP-OZ	1:02.77
13	Clark, Wilson L	14	SSC-IN	1:02.88
	30.00	1:02.88		
14	Plantamura, Michael J	14	PAWW-IL	1:03.21
	30.70	1:03.21		
15	Wilson, Harrison D	14	NSC-IN	1:03.34
	30.73	1:03.34		
16	Bailey, Cody A	14	SALU-OZ	1:03.71
	30.93	1:03.71		
17	O'Bryan, Lucas K	14	WEST-IL	1:04.58
	30.57	1:04.58		
18	Kratka, Martin D	14	WEST-IL	1:04.65
	31.26	1:04.65		
19	Hunt, Jason E	14	HAWG-AR	1:05.14
	31.29	1:05.14		

20	Kapp, Samuel A	14	SSC-IN	1:05.41
	31.03	1:05.41		
21	McBride, Brett P	14	CSP-OZ	1:05.59
	30.45	1:05.59		
22	Hedgecock, John N	14	HAWG-AR	1:05.67
	32.15	1:05.67		
23	Tyre, Jared A	13	PAWW-IL	1:05.84
	30.47	1:05.84		
24	Workman, Sean C	14	YOSI-OZ	1:05.89
	31.77	1:05.89		
25	Thayer, Jonathan T	14	RPLX-OZ	1:05.90
	31.15	1:05.90		
26	Pircon, Adam W	14	WEST-IL	1:06.00
	31.99	1:06.00		
27	Neaveill, Sam N	13	PAWW-IL	1:06.05
	31.55	1:06.05		
28	Tierney, Dixon H	13	SSC-IN	1:06.17
	32.23	1:06.17		
29	Hescott, PJ J	14	HAWG-AR	1:06.39
	31.54	1:06.39		
30	Oh, Samuel	13	PKWY-OZ	1:06.76
	32.27	1:06.76		
31	Bonnett, Andrew D	13	PKWY-OZ	1:06.92
	32.23	1:06.92		
32	Knasel, Justin K	14	CSP-OZ	1:07.06
	32.63	1:07.06		
33	Petersen, Matthew J	13	PKWY-OZ	1:07.07
	32.51	1:07.07		
34	Heidecker, Josh J	14	NSC-IN	1:07.28
	31.74	1:07.28		
35	Smith, Craig J	13	WEST-IL	1:07.37
	32.84	1:07.37		
36	Schott, Collin J	13	CSP-OZ	1:07.52
	32.55	1:07.52		
37	Smith, Andrew C	14	SPA-AR	1:07.58
	32.33	1:07.58		
38	Beam, Austin H	13	EDWY-OZ	1:07.59
	32.35	1:07.59		
39	Wood, Brisco A	13	SSC-IN	1:07.88
	32.55	1:07.88		
40	Brunelli, Joe G	14	SSC-IN	1:07.98
	32.27	1:07.98		
41	Zimmerman, Joshua A	13	PKWY-OZ	1:09.08
	33.20	1:09.08		
42	Reichert, Nicholas C	14	CSP-OZ	1:09.24



CSP Tideriders Summer Invitational - 6/24/2011 to 6/26/2011

CSP Tideriders Summer Invitational, Sanction #: 5363

June 24 - 26, 2011

Results

Preliminaries ... (#52 Boys 13-14 100 Meter Free)

43	Waterman, Tyler S	14	CSP-OZ	1:09.51
	32.52	1:09.51		
44	Young, Toby B	13	CSP-OZ	1:10.32
	32.95	1:10.32		
45	Teague, Levi C	14	SSC-IN	1:10.53
	33.91	1:10.53		
46	Fabian, Connor J	14	WEST-IL	1:10.88
	33.56	1:10.88		
47	Glowniak, Brian R	13	WEST-IL	1:10.94
	34.01	1:10.94		
48	Schmiedeler, Cooper A	14	LA-MV	1:11.10
	34.01	1:11.10		
49	Ross, Joe A	13	PKWY-OZ	1:11.24
	34.51	1:11.24		
50	Litteken, Andrew J	14	CSP-OZ	1:11.99
	34.83	1:11.99		
51	Edwards, Benjamin F	13	CSP-OZ	1:12.03
	35.24	1:12.03		
52	LaValle, Albert D	13	WEST-IL	1:12.81
	34.77	1:12.81		
53	Crocker, Peter B	13	CSP-OZ	1:14.01
	34.76	1:14.01		
54	Thompson, Jack L	14	SSC-IN	1:14.06
	34.65	1:14.06		
55	Hatton, Jace C	13	HAWG-AR	1:14.84
	34.89	1:14.84		
56	Halliburton, T.J. J	13	UNA-OZ	1:15.08
	36.42	1:15.08		
57	Brunelli, Brandon C	13	SSC-IN	1:15.40
	34.58	1:15.40		
58	Hurlock, Patrick M	13	NSC-IN	1:16.50
	35.83	1:16.50		
59	Graham, Eric C	13	CSP-OZ	1:18.38
	36.39	1:18.38		
60	Reiter, Matt G	13	RSCA-OZ	1:20.99
	38.64	1:20.99		



#53 Girls Open 100 Meter Free
Sponsor: The Gelfand Family
Meet Record: 57.80R 2010 Lauren E Votava

Name	Age	Team	Finals Time
A - Final			
1 Whitbeck, Katie A	21	UN-AR	59.86
	29.16	59.86	
2 Garrison, Jessie L	15	LRAD-AR	1:00.81
	29.62	1:00.81	
3 Goessling, Annie B	17	CSP-OZ	1:01.51
	30.05	1:01.51	
4 Sverrisdottir, Sigrun B	21	HAWG-AR	1:01.83
	30.09	1:01.83	
5 Stoughton, Becky L	18	PAWW-IL	1:02.39
	30.16	1:02.39	
6 Stein, Gretchen A	17	SPA-AR	1:02.56
	30.79	1:02.56	
7 Hubbard, Courtney K	20	HAWG-AR	1:02.66
	30.63	1:02.66	
8 Carter-Brooks, Deneer	15	SPA-AR	1:03.39
	30.62	1:03.39	
B - Final			
9 Menzel, Nicole M	19	HAWG-AR	1:02.56
	30.46	1:02.56	
10 Stiegemeier, Grace G	15	CSP-OZ	1:02.74
	30.69	1:02.74	
11 Templin, Alison M	21	UN-AR	1:02.89
	30.95	1:02.89	
12 Schroeder, Maria N	15	RPLX-OZ	1:02.97
	30.76	1:02.97	
13 Hertzler, Aubrey K	19	SSC-IN	1:03.14
	30.46	1:03.14	
14 Mullenix, Morgan A	17	CSP-OZ	1:03.59
	30.82	1:03.59	
15 Wall, Maddie L	17	CSP-OZ	1:04.09
	31.15	1:04.09	
16 Portela, Chloe N	18	LA-MV	1:04.79
	30.78	1:04.79	
C - Final			
17 Vitek, Elly C	16	WEST-IL	1:02.91
	30.55	1:02.91	
18 Walker, Kelsie M	15	SALU-OZ	1:03.41
	30.91	1:03.41	

19	Worthington, Kristen I	16	WEST-IL	1:03.60
	30.61	1:03.60		
20	Sutton, Alexandria K	19	UN-AR	1:03.97
	30.22	1:03.97		
21	Herbig, Julia M	17	CSP-OZ	1:04.18
	31.21	1:04.18		
22	Iwanicki, Alex A	17	UN WE-IL	1:04.44
	29.97	1:04.44		
23	Krane, Elizabeth W	17	CSP-OZ	1:05.05
	30.91	1:05.05		
24	Howard, Mary Beth E	18	CSP-OZ	1:05.22
	31.37	1:05.22		

#53 Girls Open 100 Meter Free
Sponsor: The Gelfand Family
Meet Record: 57.80R 2010 Lauren E Votava

Name	Age	Team	Prelim Time
Preliminaries			
1 Whitbeck, Katie A	21	UN-AR	1:00.77
2 Sverrisdottir, Sigrun B	21	HAWG-AR	1:01.12
	29.63	1:01.12	
3 Goessling, Annie B	17	CSP-OZ	1:01.74
	29.87	1:01.74	
4 Garrison, Jessie L	15	LRAD-AR	1:01.76
	30.44	1:01.76	
5 Stein, Gretchen A	17	SPA-AR	1:01.79
	30.52	1:01.79	
6 Stoughton, Becky L	18	PAWW-IL	1:02.51
	30.49	1:02.51	
7 Hubbard, Courtney K	20	HAWG-AR	1:02.84
	30.86	1:02.84	
8 Carter-Brooks, Deneer	15	SPA-AR	1:02.85
	30.53	1:02.85	
9 Schroeder, Maria N	15	RPLX-OZ	1:02.88
	31.24	1:02.88	
10 Wall, Maddie L	17	CSP-OZ	1:03.20
	30.68	1:03.20	
11 Portela, Chloe N	18	LA-MV	1:03.23
	30.35	1:03.23	
12 Templin, Alison M	21	UN-AR	1:03.29
	31.10	1:03.29	
13 Menzel, Nicole M	19	HAWG-AR	1:03.33
	30.57	1:03.33	



CSP Tideriders Summer Invitational - 6/24/2011 to 6/26/2011

CSP Tideriders Summer Invitational, Sanction #: 5363

June 24 - 26, 2011

Results

Preliminaries ... (#53 Girls Open 100 Meter Free)

14 Braun, Liz A	18 HAWG-AR	1:03.50	35 Ogeboven, Etinosa J	17 CSP-OZ	1:05.33	57 Baize, Alex A	15 NSC-IN	1:07.18
30.91	1:03.50	31.26	1:05.33	31.98	1:07.18			
15 Mullenix, Morgan A	17 CSP-OZ	1:03.52	36 Wickham, Haley R	16 WEST-IL	1:05.38	58 Westlake, Gloria R	17 RPLX-OZ	1:07.24
30.82	1:03.52	30.79	1:05.38	32.64	1:07.24			
*16 Stiegemeier, Grace G	15 CSP-OZ	1:03.61	37 Lunkenheimer, Lisa M	21 HAWG-AR	1:05.55	59 Debandt, Haley E	16 CSP-OZ	1:07.32
31.04	1:03.61	31.71	1:05.55	32.24	1:07.32			
*16 Hertzler, Aubrey K	19 SSC-IN	1:03.61	38 Kokenyesi, Rachel A	16 CSP-OZ	1:05.60	60 Kearbey, Katie E	17 SPA-AR	1:07.37
30.90	1:03.61	31.85	1:05.60	32.46	1:07.48			
Swim-Off Required			39 Odrowski, Annie M	15 LA-MV	1:05.72	61 Pavich, Lindsay M	17 WEST-IL	1:07.48
*18 Sutton, Alexandria K	19 UN-AR	1:03.63	31.61	1:05.72	62 Querciagrossa, Katie F	15 PAWW-IL	1:07.55	
30.13	1:03.63	40 Strickler, Alison C	16 RPLX-OZ	1:05.78	32.47	1:07.55		
*18 Walker, Kelsie M	15 SALU-OZ	1:03.63	31.71	1:05.78	63 Voelker, Taylor L	17 PKWY-OZ	1:07.60	
20 Herbig, Julia M	17 CSP-OZ	1:03.72	41 Podokshik, Masha	16 CSP-OZ	1:05.94	32.66	1:07.60	
30.68	1:03.72	42 Vance, Kelsea D	20 UN-AR	1:06.08	64 Porporis, Katiana N	12 RSCA-OZ	1:07.61	
21 Krane, Elizabeth W	17 CSP-OZ	1:03.83	32.06	1:06.08	65 Reisinger, Lily V	15 CSP-OZ	1:07.62	
31.04	1:03.83	43 Coe, Courtney M	16 RPLX-OZ	1:06.09	32.40	1:07.62		
22 Vitek, Elly C	16 WEST-IL	1:03.88	31.92	1:06.09	66 Vinyard, Dana D	17 WEST-IL	1:07.72	
30.53	1:03.88	44 Veselik, Hannah V	17 WEST-IL	1:06.11	31.62	1:07.72		
23 Iwanicki, Alex A	17 UN WE-IL	1:04.07	31.90	1:06.11	67 Spencer, Evyn R	17 RSCA-OZ	1:07.74	
30.21	1:04.07	45 Gibbons, Grace E	15 WEST-IL	1:06.13	32.08	1:07.74		
24 Worthington, Kristen I	16 WEST-IL	1:04.38	31.85	1:06.13	68 Barron, Colleen K	15 WEST-IL	1:07.92	
31.08	1:04.38	46 Eisenhut, Madeline M	15 NSC-IN	1:06.17	31.75	1:07.92		
25 Lundstrom, Heather M	16 PKWY-OZ	1:04.39	31.98	1:06.17	69 Sikora, Danielle G	15 CSP-OZ	1:07.98	
31.23	1:04.39	47 Milborn, Molly K	19 SSC-IN	1:06.22	33.07	1:07.98		
26 Howard, Mary Beth E	18 CSP-OZ	1:04.44	31.89	1:06.22	70 Highlander, Emily J	17 CSP-OZ	1:08.02	
31.09	1:04.44	48 George, Ellie M	15 CSP-OZ	1:06.24	32.74	1:08.02		
27 Heidkamp, Genna M	17 WEST-IL	1:04.48	31.76	1:06.24	71 O'Grady, Courtney E	21 HAWG-AR	1:08.25	
30.85	1:04.48	49 Seidel, Kiersten R	16 PAWW-IL	1:06.28	32.85	1:08.25		
28 Metz, Emma C	15 SPA-AR	1:04.49	32.24	1:06.28	72 Rempe, Shannon K	17 PKWY-OZ	1:08.43	
31.51	1:04.49	50 Maurer, Taylor M	16 CSP-OZ	1:06.47	32.71	1:08.43		
29 Fauska, Sarah R	15 CSP-OZ	1:04.65	31.96	1:06.47	73 Newlon, Angela N	16 YOSI-OZ	1:08.49	
31.33	1:04.65	51 Grabill, Reese H	17 LA-MV	1:06.49	32.83	1:08.49		
30 Hempen, Abby K	18 RPLX-OZ	1:04.67	32.28	1:06.49	74 Ross, Emily R	16 PKWY-OZ	1:08.52	
31.68	1:04.67	52 Riegel, Meghan T	17 PKWY-OZ	1:06.51	33.16	1:08.52		
31 Crocker, Samm J	15 CSP-OZ	1:04.77	31.72	1:06.51	75 Mudd, Courtney N	17 SSC-IN	1:08.95	
31.37	1:04.77	53 Qualy, Madison S	17 CSP-OZ	1:06.55	32.75	1:08.95		
32 Miller, Nicole E	18 PAWW-IL	1:04.79	32.41	1:06.55	76 Zinselmeier, Kaitlin E	16 PKWY-OZ	1:09.07	
31.42	1:04.79	54 Rater, Claire R	16 CSP-OZ	1:06.90	33.58	1:09.07		
33 Chang, Ally	16 PAWW-IL	1:04.91	32.51	1:06.90	77 Franks, Jillian E	15 CSP-OZ	1:09.15	
31.42	1:04.91	55 Davis, Camille S	17 SALU-OZ	1:07.05	32.49	1:09.15		
34 Barron, Maureen T	16 WEST-IL	1:05.03	31.96	1:07.05	78 Statzer, Gigi V	18 CSP-OZ	1:09.23	
30.61	1:05.03	56 Fisher, Hannah M	15 PAWW-IL	1:07.08	32.77	1:09.23		
		32.02	1:07.08	33.57	1:09.31			



CSP Tideriders Summer Invitational - 6/24/2011 to 6/26/2011

CSP Tideriders Summer Invitational, Sanction #: 5363

June 24 - 26, 2011

Results

Preliminaries ... (#53 Girls Open 100 Meter Free)

80	McBride, Erin M	17	CSP-OZ	1:09.33
				32.65 1:09.33
81	Schneider, Dyana L	18	PKWY-OZ	1:09.54
				33.30 1:09.54
*82	Donaldson, Emma L	17	NSC-IN	1:09.69
				34.13 1:09.69
*82	Schuette, Jessica M	16	RPLX-OZ	1:09.69
				33.27 1:09.69
*84	King, Natalie G	15	UNA-OZ	1:09.71
				33.48 1:09.71
*84	Kuan, Ashlee A	15	SALU-OZ	1:09.71
				34.07 1:09.71
86	Troy, Taylor N	17	WEST-IL	1:09.79
				33.81 1:09.79
87	Burroughs, Andi C	16	LRAD-AR	1:09.88
				33.38 1:09.88
88	Rill, Gigi P	15	CSP-OZ	1:09.96
				33.46 1:09.96
89	Koss, Boo D	14	SPA-AR	1:10.10
				33.94 1:10.10
90	Thro, Gabrielle F	15	YOSI-OZ	1:10.47
				32.82 1:10.47
91	Wilmsen, Madeleine C	15	RSCA-OZ	1:11.19
				34.30 1:11.19
92	Robinson, Ashley E	16	PKWY-OZ	1:11.29
				34.60 1:11.29
93	Shurmur, Erica L	17	CSP-OZ	1:11.64
				34.21 1:11.64
94	Wittrock, Kaley A	20	JCAY-MV	1:11.92
				34.27 1:11.92
95	Glogoza, Meghan E	16	CSP-OZ	1:12.04
				34.91 1:12.04
96	Wall, Emma R	16	SPA-AR	1:12.24
				34.77 1:12.24
97	Barger, Sarah K	16	RSCA-OZ	1:12.26
				34.81 1:12.26
98	Pircon, Sarah E	16	WEST-IL	1:12.36
				35.04 1:12.36
99	Isaacson, Megan L	15	WEST-IL	1:12.70
				34.89 1:12.70
100	Smarjesse, Cara R	16	PAWW-IL	1:13.50
				35.03 1:13.50

101	Feher, Savannah F	16	PKWY-OZ	1:13.53
				35.35 1:13.53
102	Miller, Kelly A	16	PAWW-IL	1:13.73
				34.73 1:13.73
103	Thoelke, Olivia M	15	RSCA-OZ	1:13.91
				34.88 1:13.91
104	Heuston, Amber M	15	RPLX-OZ	1:14.20
				35.28 1:14.20
105	Dunn, Alex N	15	CSP-OZ	1:14.54
				35.59 1:14.54
106	Bach, Meghan	15	CSP-OZ	1:14.56
				35.55 1:14.56
107	Kinzer, Natalie R	16	RPLX-OZ	1:17.18
				36.06 1:17.18
108	Sigler, Austyn R	17	SALU-OZ	1:18.91
				36.54 1:18.91
109	Trimble, Madeline J	17	CSP-OZ	1:23.37
				38.65 1:23.37

#54 Boys Open 100 Meter Free

Sponsor: The Graham Family

Meet Record: 54.03R 2010 Matt S Kruse

Name	Age	Team	Finals Time
A - Final			
1 Elliott, Matt D	18	PAWW-IL	55.02
			26.89 55.02
2 El Badrawy, El	22	SALU-OZ	55.13
			27.25 55.13
3 Wilmoth, Brooks B	19	LRAD-AR	55.89
			26.84 55.89
4 Glogoza, Alex J	17	CSP-OZ	56.06
			27.59 56.06
5 Neaveill, Chris D	16	PAWW-IL	56.36
			27.37 56.36
6 Kilkenny, Andrew W	19	PKWY-OZ	56.86
			27.55 56.86
7 Andregg, Zachary E	17	LA-MV	57.15
			27.52 57.15
8 Schimmelpfenning, Jar	15	PAWW-IL	57.73
			27.98 57.73

B - Final

9 Schranck, Andrew F	21	EDWY-OZ	56.13
			27.61 56.13

10 Neaveill, Tyler A	18	PAWW-IL	56.29
			27.36 56.29
11 Winck, John R	17	NSC-IN	57.44
			27.78 57.44
12 Kelley, Rick W	16	SSC-IN	58.23
			28.23 58.23
13 Suek, Nathan	16	UN WE-IL	58.40
			28.11 58.40
14 Harre, Jon A	19	CRCY-OZ	58.59
			28.36 58.59
15 Butler, Philip J	16	NSC-IN	58.89
			28.72 58.89
16 Sun, Ravi W	16	LRAD-AR	58.99
			29.01 58.99

C - Final


17 Querciagrossa, Jon L	18	PAWW-IL	56.91	
			28.11 56.91	
18 Gramling, Jordan M	16	SEAL-OZ	57.71	
			27.14 57.71	
19 Schranck, Douglas E	21	EDWY-OZ	58.28	
			27.81 58.28	
20 Schroyer, Connor S	16	WEST-IL	58.55	
			27.51 58.55	
21 Noble, Easton W	16	CSP-OZ	1:00.06	
			28.30 1:00.06	
22 O'Malley, Ryan M	16	WEST-IL	1:00.52	
			28.98 1:00.52	
23 Daminato, Josh A	16	RSCA-OZ	1:01.55	
---	Zeurcher, Zach M	17	SSC-IN	DQ
			28.56 DQ	

#54 Boys Open 100 Meter Free

Sponsor: The Graham Family

Meet Record: 54.03R 2010 Matt S Kruse

Name	Age	Team	Prelim Time
Preliminaries			
1 Elliott, Matt D	18	PAWW-IL	55.38
			27.05 55.38
2 Wilmoth, Brooks B	19	LRAD-AR	55.44
			26.88 55.44
3 El Badrawy, El	22	SALU-OZ	55.55
			27.39 55.55
4 Glogoza, Alex J	17	CSP-OZ	56.50
			27.71 56.50



CSP Tideriders Summer Invitational - 6/24/2011 to 6/26/2011

CSP Tideriders Summer Invitational, Sanction #: 5363

June 24 - 26, 2011

Results

Preliminaries ... (#54 Boys Open 100 Meter Free)				25 Zeurcher, Zach M	17 SSC-IN	58.96	47 Smith, Mark L	16 WEST-IL	1:00.88
5 Neaveill, Chris D	16 PAWW-IL	56.94		28.53	58.96		29.49	1:00.88	
		27.56	56.94	26 Querciagrossa, Jon L	18 PAWW-IL	58.98	48 Beckmann, Christophe	15 CSP-OZ	1:00.96
6 Andregg, Zachary E	17 LA-MV	56.96		29.04	58.98		29.49	1:00.96	
		27.56	56.96	27 Collier, Sam C	19 RSCA-OZ	59.00	49 Stein, Christopher M	15 SPA-AR	1:01.00
7 Friedhoff, Cody L	19 CSP-OZ	57.04		29.95	59.00		29.35	1:01.00	
		27.27	57.04	28 Mielke, Derek T	15 PKWY-OZ	59.01	50 Brunelli, Nicholas P	15 SSC-IN	1:01.11
*8 Schimmelpfenning, Ja	15 PAWW-IL	57.28		28.58	59.01		29.92	1:01.11	
		27.88	57.28	29 O'Malley, Ryan M	16 WEST-IL	59.16	51 McGinnis, Connor J	17 SEAL-OZ	1:01.16
*8 Rogers, Zach R	15 PKWY-OZ	57.28		28.73	59.16		29.08	1:01.16	
		28.52	57.28	30 Gramling, Jordan M	16 SEAL-OZ	59.18	52 Adams, Cody L	18 YOSI-OZ	1:01.51
Swim-Off Required				28.37	59.18		29.07	1:01.51	
10 Kilkenny, Andrew W	19 PKWY-OZ	57.37		31 Daminato, Josh A	16 RSCA-OZ	59.34	53 Chi, Will Y	17 PAWW-IL	1:01.54
		27.87	57.37	28.78	59.34		29.35	1:01.54	
11 Querciagrossa, Jake J	20 UN WV-W	57.72		32 Schranck, Douglas E	21 EDWY-OZ	59.44	54 Munk, Connor J	16 LA-MV	1:01.57
		28.65	57.72	28.27	59.44		29.58	1:01.57	
12 Schranck, Andrew F	21 EDWY-OZ	57.73		33 Cohen, Stephen G	19 SALU-OZ	59.53	55 Knasel, Garrett T	15 CSP-OZ	1:01.64
		28.43	57.73	27.96	59.53		30.26	1:01.64	
13 Neaveill, Tyler A	18 PAWW-IL	57.87		34 Fountain, Patrick D	17 RPLX-OZ	59.55	56 Cross, Thomas B	15 SSC-IN	1:01.89
		27.50	57.87	28.33	59.55		29.06	1:01.89	
14 Winck, John R	17 NSC-IN	57.88		35 Sloan, Luke F	15 CSP-OZ	59.63	*57 Barnes, Elliott H	15 CSP-OZ	1:01.97
		27.92	57.88	28.93	59.63		29.52	1:01.97	
15 Sun, Ravi W	16 LRAD-AR	58.02		36 Holland, Colton T	17 HAWG-AR	59.71	*57 Brenner, Noah A	15 SSC-IN	1:01.97
		28.86	58.02	28.91	59.71		29.39	1:01.97	
16 Wood, Steve S	21 SALU-OZ	58.14		37 Simek, Jerod W	20 RSCA-OZ	59.76	59 Hall, Ryan G	17 SALU-OZ	1:02.06
		28.50	58.14	28.89	59.76		60 Blethroad, Jack R	15 RPLX-OZ	1:02.13
17 Harre, Jon A	19 CRCY-OZ	58.15		38 Bish, Austin J	17 LRAD-AR	59.91	29.69	1:02.13	
		27.89	58.15	28.86	59.91		61 Domjan, Alec J	17 SEAL-OZ	1:02.16
18 Butler, Philip J	16 NSC-IN	58.36		39 Marler, Justin K	16 RPLX-OZ	59.94	62 Flockenhaus, Peter D	17 SSC-IN	1:02.30
		28.65	58.36	28.87	59.94		29.93	1:02.30	
19 Kelley, Rick W	16 SSC-IN	58.55		40 Wall, Patrick M	19 CSP-OZ	59.95	63 Crell, Jacob S	18 SSC-IN	1:02.32
		28.23	58.55	29.13	59.95		64 Simek, Andrew D	20 RSCA-OZ	1:02.35
20 Suek, Nathan	16 UN WE-IL	58.64		41 Hanold, Noah R	15 PAWW-IL	1:00.18	29.19	1:02.35	
		27.29	58.64	29.13	1:00.18		65 McCauley, Blake A	16 LRAD-AR	1:02.41
21 Noble, Easton W	16 CSP-OZ	58.67		42 Benage, Tim C	18 CSP-OZ	1:00.32	30.00	1:02.41	
		28.09	58.67	28.23	1:00.32		66 Johnson, Luke C	16 SSC-IN	1:02.43
22 Haefner, Michael J	21 CARD-KY	58.78		43 Wiedeman, Evan J	19 SSC-IN	1:00.37	29.86	1:02.43	
		28.20	58.78	28.58	1:00.37		67 Brand, William E	15 SPA-AR	1:02.56
23 Thomas, Dexter W	17 HAWG-AR	58.84		44 Ries, Deven G	16 PAWW-IL	1:00.45	29.76	1:02.56	
		28.29	58.84	29.02	1:00.45		68 O'Shea, Will J	15 CSP-OZ	1:02.72
24 Schroyer, Connor S	16 WEST-IL	58.90		45 Harlan, Nick S	17 PAWW-IL	1:00.54	30.64	1:02.72	
		28.38	58.90	29.04	1:00.54		69 Basler, Scott M	17 PKWY-OZ	1:02.76
				46 Schildknecht, Calvin F	26 LRAD-AR	1:00.80	30.52	1:02.76	
				29.46	1:00.80		70 Cathey, Brandon C	15 LRAD-AR	1:02.83
							30.10	1:02.83	

CSP Tideriders Summer Invitational - 6/24/2011 to 6/26/2011

CSP Tideriders Summer Invitational, Sanction #: 5363

June 24 - 26, 2011

Results

Preliminaries ... (#54 Boys Open 100 Meter Free)

71	Haefner, Brandon D	15	HAWG-AR	1:02.84
	30.84	1:02.84		
72	Catani, Evan C	16	RSCA-OZ	1:02.93
73	Scott, Sam E	16	LRAD-AR	1:02.98
	30.06	1:02.98		
74	Parsons, Dustin L	16	SEAL-OZ	1:03.10
	30.16	1:03.10		
75	Hunt, Austin A	16	HAWG-AR	1:03.12
	30.43	1:03.12		
*76	Russell, Jackson T	15	SSC-IN	1:03.14
	29.82	1:03.14		
*76	Bradley, Trevor J	17	NSC-IN	1:03.14
78	Gill, Zach T	15	NSC-IN	1:03.38
	30.40	1:03.38		
79	Bruder, Jeremy A	16	RSCA-OZ	1:03.47
*80	Watson, Ross	16	SPA-AR	1:03.53
	30.57	1:03.53		
*80	Bruder, Lucas A	17	RSCA-OZ	1:03.53
	29.47	1:03.53		
82	Werkema, Sean R	17	WEST-IL	1:03.59
	30.44	1:03.59		
83	Kraus, Mitch J	15	RPLX-OZ	1:03.61
	31.04	1:03.61		
84	Masters, Michael J	16	SSC-IN	1:03.66
	30.54	1:03.66		
85	Mayfield, Jesse L	16	SCCY-OZ	1:03.78
	30.54	1:03.78		
86	Smith, Drew T	17	RPLX-OZ	1:04.13
87	Perry, Ryan A	17	SSC-IN	1:04.41
88	Heye, Christopher W	15	LRAD-AR	1:04.66
	31.17	1:04.66		
89	Weibel, Brendan A	15	WEST-IL	1:05.03
	31.21	1:05.03		
90	Baker, Collin M	17	SSC-IN	1:05.11
	30.85	1:05.11		
91	Candel, Alex A	16	WEST-IL	1:05.37
	31.34	1:05.37		
92	Plantamura, Dan J	16	PAWW-IL	1:05.57
	30.77	1:05.57		
93	Eversman, Max T	15	CSP-OZ	1:06.44
	30.74	1:06.44		
94	Goodwin, Timothy C	16	PKWY-OZ	1:06.98
	31.96	1:06.98		

95	Clark, Richard F	19	CSP-OZ	1:07.87
	30.59	1:07.87		
96	Mapel, Eddie A	16	WEST-IL	1:08.06
	31.75	1:08.06		
97	Wojtak, Jeremy J	15	PKWY-OZ	1:08.50
	32.44	1:08.50		
98	Wood, Bobby C	15	RPLX-OZ	1:09.05
	32.39	1:09.05		
99	Lewis, Zacher T	16	PKWY-OZ	1:09.13
	32.60	1:09.13		
100	Peck, David A	15	PKWY-OZ	1:09.43
	32.89	1:09.43		
101	Koeniguer, Grant A	16	RSCA-OZ	1:10.36
102	Gibson, Blake R	16	EDWY-OZ	1:11.53
	33.96	1:11.53		
103	Gibson, Jordan F	16	EDWY-OZ	1:15.48
	34.81	1:15.48		
104	Eversman, Gus S	18	CSP-OZ	1:16.52
	34.97	1:16.52		

12	Welty, Lydia D	13	CSP-OZ	5:39.83
	38.68	1:25.33	2:08.20	2:50.63
	3:40.68	4:27.57	5:04.97	5:39.83
13	Sisson, Nikki L	14	SPA-AR	5:41.67
14	Mudd, Natalie M	13	SSC-IN	5:43.43
	37.83	1:23.83	2:06.67	2:48.51
	3:38.91	4:29.04	5:05.92	5:43.43
15	Treski, Olivia C	14	NSC-IN	5:43.65
	36.97	1:19.82	2:05.46	2:50.50
	3:39.46	4:30.45	5:07.69	5:43.65
16	Wilkes, Jenna M	14	PKWY-OZ	5:45.20
	37.57	1:20.58	2:03.05	2:47.15
	3:38.15	4:30.42	5:07.80	5:45.20
17	Maurer, Nicole A	14	CSP-OZ	5:47.22
	36.72	1:19.46	2:05.87	2:49.95
	3:41.04	4:32.15	5:10.53	5:47.22
18	Barnes, Allie L	13	SSC-IN	5:47.87
	36.21	1:20.21	2:05.99	2:50.87
	3:39.66	4:30.49	5:09.32	5:47.87
19	Clevenger, Robyn N	13	SSC-IN	5:50.22
	36.08	1:18.51	2:04.94	2:49.68
	3:41.34	4:31.34	5:11.33	5:50.22
20	Booth, Hannah L	13	SSC-IN	5:58.38
	39.91	1:27.61	2:13.49	2:58.40
	3:48.79	4:38.59	5:19.50	5:58.38
21	Daniels, Ashley N	13	CSP-OZ	6:13.50
	41.88	1:31.48	2:20.11	3:06.92
	3:58.63	4:49.93	5:32.93	6:13.50
22	Ribordy, Madison M	13	PAWW-IL	6:16.51
	41.09	1:28.28	2:15.70	3:04.62
	3:57.73	4:53.69	5:35.69	6:16.51

#55 Girls 13-14 400 Meter IM

Sponsor: The Graham Family

Meet Record: 5:00.86R 2009 Emma B Smith


Name	Age	Team	Finals Time	
1	Chon, Eun Sol	14	HAWG-AR	5:23.93
2	Finlay, Sarah R	13	CSP-OZ	5:26.38
3	Ries, Jordan E	14	PAWW-IL	5:31.02
4	Ahls, Charlotte L	14	SSC-IN	5:32.39
5	Sutherland, Kylie B	13	SSC-IN	5:33.29
	35.71	1:16.70	1:59.96	2:42.26
	3:31.47	4:20.51	4:57.03	5:33.29
6	Haralson, Delaney L	13	LRAD-AR	5:33.46
7	Holland, Carly F	14	HAWG-AR	5:36.97
	36.26	1:18.19	2:01.47	2:43.77
	3:32.82	4:22.55	5:00.32	5:36.97
8	Sweet, Jordan L	13	LRAD-AR	5:37.72
9	Cox, Maggie N	14	CSP-OZ	5:38.10
10	Adams, Ashton E	13	PAWW-IL	5:39.42
	37.74	1:20.77	2:05.11	2:48.23
	3:38.47	4:28.40	5:05.27	5:39.42
11	Beatty, Lauren E	14	SPA-AR	5:39.53
	33.73	1:14.69	2:00.68	2:45.25
	3:34.65	4:25.43	5:03.04	5:39.53

#56 Boys 13-14 400 Meter IM

Sponsor: The Graham Family

Meet Record: 5:03.13R 2010 Ryan R Baker

Name	Age	Team	Finals Time	
1	Bish, Blair C	14	LRAD-AR	5:07.38
	32.10	1:10.89	1:50.79	2:30.02
	3:12.21	3:55.01	4:32.06	5:07.38
2	Petrich, Evan M	14	SPA-AR	5:10.24
	34.10	1:15.19	1:54.99	2:36.10
	3:17.74	4:02.02	4:36.21	5:10.24
3	Young, Joe A	14	SSC-IN	5:11.68
	33.22	1:11.35	1:51.41	2:30.08
	3:16.99	4:03.96	4:38.28	5:11.68



CSP Tideriders Summer Invitational - 6/24/2011 to 6/26/2011

CSP Tideriders Summer Invitational, Sanction #: 5363

June 24 - 26, 2011

Results

(#56 Boys 13-14 400 Meter IM)

4	Hedgecock, John N	14	HAWG-AR	5:25.67
	35.17	1:14.12	1:53.86	2:35.05
	3:23.30	4:13.29	4:49.17	5:25.67
5	Clark, Wilson L	14	SSC-IN	5:31.65
	35.36	1:17.68	2:01.76	2:44.07
	3:29.41	4:15.31	4:54.15	5:31.65
6	Tierney, Dixon H	13	SSC-IN	5:34.58
7	Hunt, Jason E	14	HAWG-AR	5:37.17
8	Bonnett, Andrew D	13	PKWY-OZ	5:51.63
9	Edwards, Benjamin F	13	CSP-OZ	5:52.55
10	Nester, Michael D	13	CSP-OZ	5:53.25
11	Heye, Thomas E	13	LRAD-AR	5:54.55
	37.09	1:19.33	2:05.52	2:49.69
	3:40.45	4:32.43	5:14.39	5:54.55
12	Knasel, Justin K	14	CSP-OZ	5:59.52
13	Neaveill, Sam N	13	PAWW-IL	6:06.70
14	Kapp, Samuel A	14	SSC-IN	6:09.18
---	Andrews, Justin M	13	CSP-OZ	DQ
	35.92	1:19.38	2:01.51	2:42.91
	3:32.54	4:22.18	4:59.63	DQ

#57 Girls Open 400 Meter IM

Sponsor: The Graham Family

Meet Record: 5:01.94R 2009 Yi-Ting Siow

Name	Age	Team	Finals Time
1 Kucherich, Julia A	19	UN-AR	5:09.33
	34.23	1:11.99	1:50.19
	3:13.52	3:59.33	4:35.05
			5:09.33
2 Garrison, Jessie L	15	LRAD-AR	5:10.98
	33.39	1:10.59	1:51.45
	3:16.57	4:02.31	4:36.83
			5:10.98
3 Holtzen, Jenny M	17	HAWG-AR	5:12.55
	34.31	1:13.44	1:54.14
	3:17.65	4:01.81	4:37.19
			5:12.55
4 Stoughton, Becky L	18	PAWW-IL	5:14.08
	33.77	1:11.89	1:52.89
	3:18.95	4:05.02	4:40.33
			5:14.08
5 Templin, Alison M	21	UN-AR	5:18.71
	32.88	1:10.83	1:51.80
	3:21.32	4:10.37	4:44.94
			5:18.71
6 Menzel, Nicole M	19	HAWG-AR	5:21.75
	34.00	1:12.16	1:53.83
	3:22.26	4:10.05	4:46.12
			5:21.75

7	Wall, Maddie L	17	CSP-OZ	5:22.61
	33.91	1:12.22	1:54.93	2:36.55
	3:24.33	4:12.21	4:48.50	5:22.61
8	Grabill, Phoebe W	15	LA-MV	5:25.47
	34.10	1:13.31	1:55.33	2:35.78
	3:24.99	4:14.41	4:50.25	5:25.47
9	Whitbeck, Lizzy S	18	HAWG-AR	5:25.57
	35.18	1:14.80	1:56.62	2:37.14
	3:24.59	4:11.79	4:49.37	5:25.57
10	Maurer, Taylor M	16	CSP-OZ	5:26.80
	35.06	1:15.98	2:00.10	2:42.49
	3:27.86	4:15.17	4:51.50	5:26.80
11	Stein, Gretchen A	17	SPA-AR	5:27.61
	33.98	1:13.12	1:54.85	2:36.89
	3:24.64	4:14.11	4:50.45	5:27.61
12	Krane, Elizabeth W	17	CSP-OZ	5:29.96
	35.12	1:15.40	1:59.99	2:44.15
	3:30.19	4:16.34	4:53.26	5:29.96
13	Sverrisdottir, Sigrun B	21	HAWG-AR	5:30.86
	33.55	1:12.08	1:55.34	2:36.71
	3:29.48	4:20.20	4:56.22	5:30.86
14	O'Grady, Courtney E	21	HAWG-AR	5:31.12
	35.24	1:14.59	1:59.29	2:41.80
	3:27.82	4:14.07	4:53.45	5:31.12
15	Heidkamp, Genna M	17	WEST-IL	5:34.91
	34.79	1:17.07	2:01.37	2:44.13
	3:34.54	4:24.11	4:59.70	5:34.91
16	Hertzler, Aubrey K	19	SSC-IN	5:35.51
	34.89	1:16.26	2:00.75	2:41.96
	3:31.61	4:21.62	4:59.28	5:35.51
17	Spencer, Eryn R	17	RSCA-OZ	5:35.89
	36.35	1:19.80	2:01.68	2:42.28
	3:31.43	4:21.78	4:59.43	5:35.89
18	Pavich, Lindsay M	17	WEST-IL	5:36.06
	34.99	1:15.14	1:59.99	2:43.22
	3:29.73	4:16.32	4:56.77	5:36.06
19	Stiegemeier, Grace G	15	CSP-OZ	5:40.15
	35.95	1:18.70	2:03.83	2:46.28
	3:36.74	4:27.26	5:03.88	5:40.15
20	Coady, Jennifer J	16	WEST-IL	5:41.96
	34.53	1:15.51	1:59.92	2:43.99
	3:31.40	4:21.89	5:02.66	5:41.96
21	Shurmur, Allyson E	18	CSP-OZ	5:44.02
	37.21	1:22.42	2:05.25	2:49.03
	3:36.39	4:25.57	5:05.67	5:44.02

22	Daniels, Alexis V	12	CSP-OZ	5:46.93
	39.00	1:22.67	2:08.59	2:51.74
	3:41.09	4:30.16	5:10.05	5:46.93
23	Glogoza, Meghan E	16	CSP-OZ	5:53.52
	36.87	1:20.30	2:08.80	2:56.52
	3:45.61	4:36.30	5:16.28	5:53.52
24	Shurmur, Erica L	17	CSP-OZ	5:54.15
	35.76	1:18.14	2:06.04	2:50.80
	3:43.14	4:34.57	5:15.04	5:54.15
25	Carter-Brooks, Deneer	15	SPA-AR	5:54.17
	38.46	1:23.66	2:10.40	2:54.10
	3:44.39	4:35.37	5:15.53	5:54.17
26	Rill, Gigi P	15	CSP-OZ	5:57.92
	41.06	1:26.82	2:14.99	3:02.09
	3:50.63	4:38.90	5:19.87	5:57.92
27	Sikora, Danielle G	15	CSP-OZ	5:58.50
	39.40	1:23.91	2:11.09	2:56.38
	3:46.52	4:36.69	5:18.82	5:58.50
28	Thro, Gabrielle F	15	YOSI-OZ	6:07.17
	37.19	1:23.48	2:10.40	2:57.24
	3:50.63	4:45.08	5:26.15	6:07.17
---	Newlon, Angela N	16	YOSI-OZ	DQ
				36.08
---	Kearbey, Katie E	17	SPA-AR	DQ
	35.40	1:15.23	2:03.03	2:49.59
	3:37.24	4:24.72	5:03.85	DQ

#58 Boys Open 400 Meter IM

Sponsor: The Graubert Family

Meet Record: 4:36.91R 2010 Matt D Elliott

Name	Age	Team	Finals Time
1 Elliott, Matt D	18	PAWW-IL	4:53.46
	31.51	1:08.07	1:47.12
	3:06.10	3:46.45	4:20.94
			4:53.46
2 Querciagrossa, Jon L	18	PAWW-IL	4:55.68
	31.56	1:08.17	1:46.02
	3:08.10	3:51.37	4:25.16
			4:55.68
3 Thomas, Dexter W	17	HAWG-AR	4:56.70
	32.37	1:09.93	1:49.74
	3:08.29	3:49.93	4:23.68
			4:56.70
4 Sloan, Ben P	16	LA-MV	4:56.79
	29.84	1:04.99	1:43.82
	3:06.13	3:50.59	4:24.01
			4:56.79



CSP Tideriders Summer Invitational - 6/24/2011 to 6/26/2011

CSP Tideriders Summer Invitational, Sanction #: 5363

June 24 - 26, 2011

Results

(#58 Boys Open 400 Meter IM)

5	Baker, Ryan R	15	RPLX-OZ	5:00.10
	32.07	1:08.26	1:48.54	2:27.25
	3:12.07	3:55.11	4:28.07	5:00.10
6	Simek, Jerod W	20	RSCA-OZ	5:04.26
	32.45	1:10.21	1:50.94	2:31.33
	3:13.15	3:55.80	4:30.34	5:04.26
7	Butler, Philip J	16	NSC-IN	5:05.39
	33.42	1:09.30	1:49.38	2:28.14
	3:12.89	3:57.25	4:32.37	5:05.39
8	Querciagrossa, Jake J	20	UN WV-W	5:05.43
	32.13	1:11.41	1:50.97	2:28.44
	3:12.00	3:56.29	4:31.44	5:05.43
9	Hanold, Noah R	15	PAWW-IL	5:05.67
	34.49	1:14.28	1:54.95	2:35.44
	3:17.42	3:59.64	4:34.29	5:05.67
10	Schimmelpfenning, Ja	15	PAWW-IL	5:05.70
	31.42	1:08.40	1:50.52	2:30.45
	3:16.88	4:02.66	4:35.65	5:05.70
11	Sloan, Luke F	15	CSP-OZ	5:08.24
	32.36	1:11.19	1:51.89	2:31.13
	3:16.77	4:01.97	4:36.26	5:08.24
12	Wood, Steve S	21	SALU-OZ	5:08.51
	31.19	1:08.17	1:49.85	2:30.96
	3:13.80	3:58.94	4:33.57	5:08.51
13	Collier, Sam C	19	RSCA-OZ	5:08.66
	31.55	1:07.49	1:48.83	2:29.66
	3:15.15	3:59.70	4:35.38	5:08.66
14	Jacobson, Joshua G	19	EDWY-OZ	5:10.13
	31.32	1:07.30	1:47.39	2:26.83
	3:10.76	3:57.81	4:34.20	5:10.13
15	Finlay, Jack B	15	CSP-OZ	5:11.46
	33.12	1:12.02	1:51.67	2:31.23
	3:15.76	4:01.19	4:37.63	5:11.46
16	Knasel, Garrett T	15	CSP-OZ	5:12.33
	32.53	1:09.49	1:52.49	2:33.42
	3:19.01	4:05.05	4:39.95	5:12.33
17	Zeurcher, Zach M	17	SSC-IN	5:16.34
	32.28	1:11.03	1:52.23	2:33.17
	3:19.69	4:07.40	5:16.34	
18	Neaveill, Chris D	16	PAWW-IL	5:17.44
	31.71	1:09.58	1:52.51	2:34.11
	3:21.21	4:08.08	4:43.60	5:17.44

19	Peters, Bryce A	17	WEST-IL	5:19.56
	32.44	1:11.03	1:54.25	2:35.52
	3:21.17	4:06.48	4:43.67	5:19.56
20	Schranck, Andrew F	21	EDWY-OZ	5:24.13
	32.75	1:09.75	1:52.84	2:35.97
	3:22.20	4:09.61	4:47.86	5:24.13
21	Noble, Easton W	16	CSP-OZ	5:27.25
	32.66	1:12.42	1:56.99	2:42.70
	3:25.86	4:12.09	4:49.93	5:27.25
---	Ries, Deven G	16	PAWW-IL	DQ
	33.72	1:13.16	1:55.89	
	3:25.48	4:11.79	4:46.04	DQ

#59 Girls 13-14 400 Meter Medley Relay

Sponsor: The Graubert Family
Meet Record: 4:36.91R 2009 ST. CHARLES SWIM

L Reynolds, N Chapko, E Smith, L Licari				
Team	Relay	Finals Time		
1	CSP-OZ	A	4:56.93	
	Finlay, Sarah R 13	Cox, Maggie N 14		
	Maurer, Nicole A 14	Welty, Lydia D 13		
	34.32	1:11.48	1:49.59	2:33.30
	3:09.70	3:51.15	4:22.82	4:56.93
2	WEST-IL	A	5:15.85	
	O'Malley, Hannah E 13	Zidell, Caroline A 13		
	Farley-Sepe, Kierston R	Malecki, Courtney E 13		
	38.29	1:21.70	2:04.07	2:54.78
	3:27.45	4:06.22	4:38.73	5:15.85
3	CSP-OZ	B	5:19.91	
	Reichert, Ashley A 14	Daniels, Ashley N 13		
	Malloy, Megan E 14	O'Leary, Mary Kathryn I		
	36.80	1:16.44	1:58.14	2:46.01
	3:21.32	4:05.56	4:40.10	5:19.91

#60 Boys 13-14 400 Meter Medley Relay

Sponsor: The Graubert Family
Meet Record: 4:29.93R 2009 Parkway Swim Club


J FINLAY, H MEHRING, N ORF, C POLYS				
Team	Relay	Finals Time		
1	WEST-IL	A	4:44.15	
	Smith, Craig J 13	Fabian, Connor J 14		
	O'Bryan, Lucas K 14	Tieke, Zach W 14		
	34.22	1:10.63	1:46.21	2:27.46
	3:02.73	3:44.76	4:12.98	4:44.15

2	WEST-IL	B	4:49.28	
	Pircon, Adam W 14	Pyzdrowski, Jonathan S		
	Hewett, Ben F 14	Glowniak, Brian R 13		
	35.20	1:13.50	1:50.58	2:33.08
	3:06.42	3:47.43	4:16.09	4:49.28
3	CSP-OZ	A	4:58.68	
	Reichert, Christopher K	Andrews, Justin M 13		
	Edwards, Benjamin F 13	McBride, Brett P 14		
	32.93	1:07.77	1:48.13	2:33.82
	3:10.38	3:51.84	4:58.68	
4	CSP-OZ	B	5:15.29	
	Schott, Collin J 13	Reichert, Nicholas C 14		
	Nester, Michael D 13	Young, Toby B 13		
	37.24	1:17.87	1:57.66	2:42.91
	3:19.46	4:04.94	4:37.47	5:15.29

#61 Girls Open 400 Meter Medley Relay

Sponsor: The Graubert Family
Meet Record: 4:29.66R 2010 Rockwood Swim Clu

S WRIGHT, H SPENCER, L VOTAVA, J HOLZ				
Team	Relay	Finals Time		
1	CSP-OZ	A	4:38.63	
	Kokenyesi, Rachel A 16	Goessling, Annie B 17		
	Wall, Maddie L 17	Mullenix, Morgan A 17		
	34.14	1:10.28	1:47.42	2:28.12
	2:59.38	3:37.42	4:05.37	4:38.63
2	WEST-IL	A	4:47.75	
	Vitek, Elly C 16	Wickham, Haley R 16		
	Heidkamp, Genna M 17	Barron, Maureen T 16		
	34.57	1:11.23	1:49.07	2:31.94
	3:04.51	3:44.03	4:13.50	4:47.75
3	CSP-OZ	B	4:48.75	
	Howard, Mary Beth E 16	Qualy, Madison S 17		
	Krane, Elizabeth W 17	Herbig, Julia M 17		
	35.52	1:12.75	1:52.02	2:35.69
	3:07.89	3:45.24	4:15.38	4:48.75
4	WEST-IL	B	4:55.97	
	Coady, Jennifer J 16	Pavich, Lindsay M 17		
	Veselik, Hannah V 17	Worthington, Kristen K		
	35.27	1:14.26	1:53.06	2:38.03
	3:11.17	3:51.39	4:22.04	4:55.97
5	PAWW-IL	A	4:56.71	
	Stoughton, Becky L 18	Ries, Jordan E 14		
	Vestal, Madison R 14	Miller, Nicole E 18		
	33.75	1:09.89	1:53.72	2:43.37
	3:16.34	3:52.54	4:23.21	4:56.71



CSP Tideriders Summer Invitational - 6/24/2011 to 6/26/2011

CSP Tideriders Summer Invitational, Sanction #: 5363

June 24 - 26, 2011

Results

(#61 Girls Open 400 Meter Medley Relay)

6	CSP-OZ	C	4:58.99
	Reisinger, Lily V 15	Edwards, Hadley C 17	
	Maurer, Taylor M 16	Fauska, Sarah R 15	
	36.70	1:15.54	1:55.81 2:38.43
	3:13.55	4:07.95	4:25.53 4:58.99
7	WEST-IL	C	5:20.46
	Gibbons, Grace E 15	Barron, Colleen K 15	
	Troy, Taylor N 17	Vinyard, Dana D 17	
	35.93	1:15.84	1:58.79 2:48.09
	3:24.38	4:17.98	4:43.52 5:20.46

(#62 Boys Open 400 Meter Medley Relay)

Sponsor: The Guthrie Family

Meet Record: 4:03.94R 2010 Peoria Area Water W

Querciagrossa, Elliott, Bridenbaugh, Neaveill

Team	Relay	Finals Time
1	PAWW-IL	A 4:07.23
	Querciagrossa, Jon L 18	Elliott, Matt D 18
	Neaveill, Chris D 16	Neaveill, Tyler A 18
	32.08	1:05.27 1:35.64 2:10.42
	2:37.54	3:09.67 3:37.18 4:07.23
2	CSP-OZ	A 4:17.69
	O'Shea, Will J 15	Noble, Easton W 16
	Benage, Tim C 18	Glogoza, Alex J 17
	32.97	1:05.30 1:39.28 2:18.80
	2:46.60	3:20.82 3:48.00 4:17.69
3	WEST-IL	A 4:29.79
	O'Malley, Ryan M 16	Mapel, Eddie A 16
	Smith, Mark L 16	Schroyer, Connor S 16
	1:07.14	1:40.79 2:21.46
	2:53.29	3:28.68 3:56.72 4:29.79
4	CSP-OZ	B 4:35.07
	Finlay, Jack B 15	Sloan, Luke F 15
	Knasel, Garrett T 15	Wall, Patrick M 19
	33.02	1:07.95 1:44.81 2:26.69
	2:58.57	3:35.17 4:03.72 4:35.07
5	WEST-IL	B 5:03.01
	Candel, Alex A 16	Peters, Bryce A 17
	Werkema, Sean R 17	Weibel, Brendan A 15
	36.93	1:16.55 1:58.96 2:47.11
	3:20.75	3:58.95 4:29.24 5:03.01

#69 Girls 10&U 100 Meter Free

Sponsor: The Hoerr Family

Meet Record: 1:09.55R 2008 Jordan M Stout

Name	Age	Team	Finals Time
1 Amerman, Ashton R	10	PAWW-IL	1:10.52
	33.86	1:10.52	
2 Behl, Cate E	10	RSCA-OZ	1:12.05
	34.83	1:12.05	
3 Gerspach, Shannon L	10	RSCA-OZ	1:12.31
	34.10	1:12.31	
4 Rabiei, Sahar F	10	EDWY-OZ	1:12.32
	34.57	1:12.32	
5 Berning, Lauren J	10	RSCA-OZ	1:15.40
	36.48	1:15.40	
6 Bousky, Emma L	10	PAWW-IL	1:16.43
	37.18	1:16.43	
7 Haerle, Hannah M	10	NSC-IN	1:19.04
	37.76	1:19.04	
8 Brannan, Sierra C	10	EDWY-OZ	1:19.71
	38.20	1:19.71	
9 Heuston, C.C. S	10	RPLX-OZ	1:19.90
	38.49	1:19.90	
10 Main, Eva G	10	RSCA-OZ	1:21.26
	39.10	1:21.26	
11 Glowniak, Anna E	10	WEST-IL	1:23.79
	40.70	1:23.79	
12 Booth, Morgan A	10	SSC-IN	1:23.95
	39.90	1:23.95	
13 Elbert, Abigail M	10	RSCA-OZ	1:24.96
	41.18	1:24.96	
14 Hackett, Rebecca J	10	EDWY-OZ	1:25.64
	40.58	1:25.64	
*15 Owens, Grace E	10	WEST-IL	1:25.72
	41.37	1:25.72	
*15 Heinrich, Maggie L	10	EDWY-OZ	1:25.72
	39.80	1:25.72	
17 Schattgen, Abbie W	9	JCAY-MV	1:25.78
	41.30	1:25.78	
18 Sekula, Julianne B	10	HAWG-AR	1:26.11
	39.51	1:26.11	
19 Clevenger, Reagan L	10	SSC-IN	1:26.66
	38.51	1:26.66	
20 Beard, Lauren M	9	CSP-OZ	1:27.57
	41.77	1:27.57	

21	Porter, Kaitlyn E	9	NSC-IN	1:27.86
	40.66	1:27.86		
22	Ross, Megan M	10	CSP-OZ	1:28.23
	41.72	1:28.23		
23	Hurlock, Alex M	10	NSC-IN	1:28.28
	41.56	1:28.28		
24	Nourie, Camilla M	10	CSP-OZ	1:28.68
	42.45	1:28.68		
25	Ripp, Margaret G	8	UNA-OZ	1:30.49
	42.59	1:30.49		
26	Theroux, Aly N	10	PKWY-OZ	1:31.44
	43.71	1:31.44		
27	Barcelona, Sarah G	10	WEST-IL	1:31.59
	42.48	1:31.59		
28	Tichenor, Abby N	10	RSCA-OZ	1:31.93
	42.34	1:31.93		
29	Timberman, Emily E	9	SSC-IN	1:32.46
	41.72	1:32.46		
30	Duggan, Ally M	10	RSCA-OZ	1:33.18
	42.99	1:33.18		
31	Crane, Rebecca A	8	CSP-OZ	1:33.37
	42.70	1:33.37		
32	Liang, Lena H	9	CSP-OZ	1:33.44
	43.53	1:33.44		
33	Ballet, Margaux C	10	CSP-OZ	1:34.48
	45.27	1:34.48		
34	Bezzant, Harriet J	8	CSP-OZ	1:37.91
	43.63	1:37.91		
35	Kreikemeier, Tessa M	9	PKWY-OZ	1:37.92
	45.43	1:37.92		
36	LaValle, Audrey T	9	WEST-IL	1:38.86
	46.88	1:38.86		
37	Fredman, Sophie M	9	CSP-OZ	1:42.03
	46.19	1:42.03		
38	Pedersen, Mo-Mo E	8	SSC-IN	1:42.51
	46.04	1:42.51		
39	Lynch, Michelle R	10	CRCY-OZ	1:42.63
	47.90	1:42.63		
40	Robinson, Olivia G	7	PKWY-OZ	1:45.74
	52.68	1:45.74		
41	Ratliff, Brooke M	7	SSC-IN	1:46.72
	49.54	1:46.72		
42	Terrian, Emily A	8	PAWW-IL	1:47.95
	50.21	1:47.95		



CSP Tideriders Summer Invitational - 6/24/2011 to 6/26/2011

CSP Tideriders Summer Invitational, Sanction #: 5363

June 24 - 26, 2011

Results

(#69 Girls 10&U 100 Meter Free)

43	Pedersen, Ellie A	9	SSC-IN	1:48.06
				49.97 1:48.06
44	Clark, Lainey L	9	WEST-IL	1:49.00
				50.66 1:49.00

#70 Boys 10&U 100 Meter Free

Sponsor: The Fine Kanterman Family

Meet Record: 1:10.43R 2011 Cole J Junker

Name	Age	Team	Finals Time
1 Junker, Cole J	10	YOSI-OZ	1:10.43R
			33.78 1:10.43
2 Ratliff, Blake M	10	SSC-IN	1:11.22
			34.36 1:11.22
3 Edwards, Luke L	10	LA-MV	1:11.42
4 Lahmann, Donovan P	10	WEST-IL	1:12.99
			35.00 1:12.99
5 Robinson, Matthew W	10	PKWY-OZ	1:13.14
			35.14 1:13.14
6 Maginn, Luke L	10	RSCA-OZ	1:15.48
			36.56 1:15.48
7 Bodnar, Jack P	10	CSP-OZ	1:16.64
			36.39 1:16.64
8 Montgomery, Alex R	10	NSC-IN	1:16.67
			36.37 1:16.67
9 Kratky, Cameron L	10	RSCA-OZ	1:17.55
			36.29 1:17.55
10 Gelman, Alex	9	PKWY-OZ	1:17.64
			36.96 1:17.64
11 Garner, Aaron P	10	CSP-OZ	1:18.35
			37.62 1:18.35
12 Beam, Griffin T	10	EDWY-OZ	1:18.58
			37.58 1:18.58
13 Miller, Alex T	10	CSP-OZ	1:18.65
			37.06 1:18.65
14 Lahmann, Nolan P	8	WEST-IL	1:20.77
			37.48 1:20.77
15 Welch, Wil W	10	CSP-OZ	1:21.43
			38.32 1:21.43
16 Sloan, Landon M	10	LA-MV	1:21.70
			39.46 1:21.70
17 Yan, Brandon M	9	EDWY-OZ	1:22.28
			38.88 1:22.28

18 Feder, Joseph G	10	PKWY-OZ	1:23.06
			39.40 1:23.06
19 O'Brien, Andrew T	9	CSP-OZ	1:23.97
			40.47 1:23.97
20 Mitchell, Broderick K	9	NSC-IN	1:24.00
			41.22 1:24.00
21 Ratliff, Andrew J	10	SSC-IN	1:24.03
			39.61 1:24.03
22 McManus, Brian j	10	WEST-IL	1:25.16
			40.28 1:25.16
23 Terschak, Caleb M	10	RSCA-OZ	1:25.53
			40.20 1:25.53
24 Gao, Luyi	10	CSP-OZ	1:25.74
			39.58 1:25.74
25 Boxell, Ben F	10	WEST-IL	1:26.06
			41.34 1:26.06
26 Fitzgerald, Colin P	9	CSP-OZ	1:26.27
			40.69 1:26.27
27 Anderson, Alexander	9	RPLX-OZ	1:28.08
			40.74 1:28.08
28 Young, William M	10	CSP-OZ	1:31.10
			42.55 1:31.10
29 Brunelli, Jacob T	10	SSC-IN	1:31.65
			42.61 1:31.65
30 Streett, Keegan T	9	SSC-IN	1:34.13
			43.34 1:34.13
31 Heiss, Drew D	9	NSC-IN	1:34.55
			45.19 1:34.55
32 LeVasseur, Preston S	8	EDWY-OZ	1:35.09
			43.54 1:35.09
33 Robinson, Noah A	9	PKWY-OZ	1:37.51
			43.98 1:37.51


5 Young, Anna E	12	SSC-IN	1:08.35
			32.82 1:08.35
6 Edwards, Natalie E	12	YOSI-OZ	1:09.43
			33.27 1:09.43
7 Gramlich, Jordy M	12	JCAY-MV	1:09.64
			33.11 1:09.64
8 Tierney, Lydia A	11	SSC-IN	1:09.71
			33.82 1:09.71
9 Ripp, Shelby I	11	UNA-OZ	1:09.80
			33.93 1:09.80
10 Miller, Anna M	11	RSCA-OZ	1:09.83
			33.54 1:09.83
11 Kelly, Erin N	12	CSP-OZ	1:10.32
			33.35 1:10.32
12 Williams, Nicole M	11	JCAY-MV	1:11.22
			34.33 1:11.22
13 Hedgecock, Loren G	11	HAWG-AR	1:11.61
			35.43 1:11.61
14 Mauze, Evie E	12	CSP-OZ	1:12.13
			35.28 1:12.13
15 Barrett, Elizabeth J	12	CSP-OZ	1:12.35
			34.08 1:12.35
16 McManus, Sarah C	12	WEST-IL	1:12.41
			34.22 1:12.41
17 Wright, Chloe J	12	RSCA-OZ	1:12.55
			34.76 1:12.55
18 Tracy, Emma B	12	LA-MV	1:12.59
			35.09 1:12.59
19 Marusic, Sophia M	12	CSP-OZ	1:13.10
			33.36 1:13.10
20 Peters, Megan L	12	SEAL-OZ	1:13.12
			35.08 1:13.12
21 Krannawitter, Kara A	12	LA-MV	1:13.36
			35.18 1:13.36
22 Corzine, Rebecca L	12	CSP-OZ	1:13.47
			34.67 1:13.47
23 Schimmelpfenning, Cc	11	PAWW-IL	1:13.61
			36.21 1:13.61
24 Thro, Colette M	12	YOSI-OZ	1:13.78
			35.37 1:13.78
25 Barnes, Emily K	11	SSC-IN	1:14.04
			35.61 1:14.04
26 Brazile, Emerson T	11	CSP-OZ	1:14.14
			36.13 1:14.14

#71 Girls 11-12 100 Meter Free

Sponsor: The Fine Kanterman Family

Meet Record: 1:02.54R 2010 Courtney K Caldwell

Name	Age	Team	Finals Time
1 Melnick, Melissa E	12	CSP-OZ	1:04.86
			30.94 1:04.86
2 Kelly, Audrey C	12	CSP-OZ	1:05.87
			31.60 1:05.87
3 McPherson, Elizabeth	12	EDWY-OZ	1:06.81
			31.95 1:06.81
4 Lemon, Alyssa L	12	RSCA-OZ	1:08.07
			32.51 1:08.07



CSP Tideriders Summer Invitational - 6/24/2011 to 6/26/2011

CSP Tideriders Summer Invitational, Sanction #: 5363

June 24 - 26, 2011

Results

#71 Girls 11-12 100 Meter Free

27	Willemse, Maud F	11	WEST-IL	1:14.34
	35.52	1:14.34		
28	Reichert, Anna N	12	CSP-OZ	1:14.59
	35.65	1:14.59		
29	Duncan, Brenna N	12	JCAY-MV	1:14.96
	36.36	1:14.96		
30	Owenby, Abbey P	11	CSP-OZ	1:15.00
	36.36	1:15.00		
31	Hatton, Leah R	11	HAWG-AR	1:15.02
	36.79	1:15.02		
32	Brodersen, Katie M	11	CSP-OZ	1:15.10
	36.34	1:15.10		
33	Lugar, Megan A	12	SSC-IN	1:15.19
	36.63	1:15.19		
34	Grinter, Bailey A	12	EDWY-OZ	1:15.62
	35.88	1:15.62		
35	Poe, Alexis R	11	PKWY-OZ	1:15.83
	35.84	1:15.83		
36	Squellati, Jessie N	12	RSCA-OZ	1:16.10
	36.59	1:16.10		
37	Liang, Leda M	11	CSP-OZ	1:16.26
	35.83	1:16.26		
38	Rogers, Piper E	11	LA-MV	1:16.35
	36.96	1:16.35		
39	Brannan, Savannah G	12	EDWY-OZ	1:16.52
	36.75	1:16.52		
40	Jurotich, Christina M	11	CSP-OZ	1:16.71
	36.36	1:16.71		
41	Ballard, Hannah E	12	SSC-IN	1:16.86
	36.87	1:16.86		
42	O'Connor, Katelyn S	12	LA-MV	1:16.89
	36.58	1:16.89		
43	McDaniels, Kelen K	11	PAWW-IL	1:17.41
	36.88	1:17.41		
44	Lavigne, Noelle P	11	YOSI-OZ	1:17.42
	35.61	1:17.42		
45	Nigh, Rachel E	12	SSC-IN	1:17.71
	36.74	1:17.71		
46	Goldenberg, Carlye B	12	CSP-OZ	1:17.84
	37.75	1:17.84		
47	Kolleck, Kelly A	12	NSC-IN	1:17.94
	37.68	1:17.94		

48	Heinzmann, Abbie M	12	SSC-IN	1:18.07
	36.52	1:18.07		
49	Treski, Sophie R	11	NSC-IN	1:18.49
	38.13	1:18.49		
50	O'Bryan, Amanda S	11	WEST-IL	1:18.63
	37.13	1:18.63		
51	Arosteguy, Alexis J	11	NSC-IN	1:18.75
	38.35	1:18.75		
52	Womack, Erin T	12	HAWG-AR	1:19.31
	37.42	1:19.31		
53	Bao, Karina Y	12	PKWY-OZ	1:19.36
	37.67	1:19.36		
54	Prather, Zoe R	11	LA-MV	1:19.56
	37.19	1:19.56		
55	Shell, Ellie R	11	PKWY-OZ	1:19.68
	37.96	1:19.68		
56	Schkeryantz, Anna P	11	SSC-IN	1:19.84
	37.19	1:19.84		
57	Poiter, Callista R	11	EDWY-OZ	1:20.86
	38.00	1:20.86		
58	Clark, Hollis E	11	WEST-IL	1:21.38
	38.42	1:21.38		
59	Hagge, Allison M	12	PKWY-OZ	1:22.15
	38.87	1:22.15		
60	Schafer, Lillie A	11	RPLX-OZ	1:22.27
	38.93	1:22.27		
61	Heidecker, Hailey V	12	NSC-IN	1:22.48
	39.37	1:22.48		
62	Plinsky, Rowan K	12	LA-MV	1:22.71
	38.54	1:22.71		
63	Garner, Sierra D	12	PKWY-OZ	1:23.03
64	Neil, Maggie M	11	WEST-IL	1:23.07
	39.29	1:23.07		
65	Breitmeyer, Sophie B	11	CSP-OZ	1:23.61
	38.61	1:23.61		
66	Beard, Nicole A	11	CSP-OZ	1:24.04
	40.28	1:24.04		
67	Ijei, Uche C	11	RSCA-OZ	1:24.10
	40.22	1:24.10		
68	Robinson, Emily K	12	PKWY-OZ	1:24.47
	40.14	1:24.47		
69	Porter, Krislyn P	11	NSC-IN	1:24.59
	40.61	1:24.59		
70	Detwiler, Hailei A	11	LA-MV	1:24.77
	41.94	1:24.77		

71	Bonnett, Sarah J	11	PKWY-OZ	1:24.98
	39.44	1:24.98		
72	Crane, Rachel A	11	CSP-OZ	1:25.62
	41.33	1:25.62		
73	Cecchini, Lauren C	11	WEST-IL	1:27.01
	42.01	1:27.01		
74	Kreikemeier, Annie K	11	PKWY-OZ	1:27.80
	41.59	1:27.80		
75	O'Brien, Hannah C	11	CSP-OZ	1:30.62
	40.81	1:30.62		
76	Thomason, Caroline E	11	CSP-OZ	1:33.76
	44.24	1:33.76		
77	Smith, Helen S	11	WEST-IL	1:42.40
	49.58	1:42.40		

#72 Boys 11-12 100 Meter Free

Sponsor: The Fine Kanterman Family

Meet Record: 1:02.09R 2008 Patrick J Vega

Name	Age	Team	Finals Time	
1	Portela, Jordan L	12	LA-MV	1:02.15
	29.51	1:02.15		
2	Lombardo, Tommy A	12	RSCA-OZ	1:05.86
	31.49	1:05.86		
3	Ogbevoen, Iyayi J	12	CSP-OZ	1:07.62
	31.21	1:07.62		
4	Ripp, Conner D	12	UNA-OZ	1:07.91
	32.41	1:07.91		
5	Wells, Graham H	11	PKWY-OZ	1:08.57
	32.56	1:08.57		
6	Haefner, Jake R	12	RSCA-OZ	1:09.82
7	Glowniak, Brandon T	11	WEST-IL	1:10.66
	34.39	1:10.66		
8	Morris, Tyler P	12	EDWY-OZ	1:11.23
	33.61	1:11.23		
9	Cunningham, Matthew	12	HAWG-AR	1:11.70
	34.61	1:11.70		
10	Terrian, Matthew A	11	PAWW-IL	1:12.17
	34.42	1:12.17		
11	Hillmer, Matthew R	11	RPLX-OZ	1:12.28
	33.76	1:12.28		
12	Chen, Tiger	12	CSP-OZ	1:12.97
	34.71	1:12.97		
13	Goldenberg, Max S	12	CSP-OZ	1:13.10
	34.66	1:13.10		

CSP Tideriders Summer Invitational - 6/24/2011 to 6/26/2011

CSP Tideriders Summer Invitational, Sanction #: 5363

June 24 - 26, 2011

Results

(#72 Boys 11-12 100 Meter Free)

14	Wilkus, Matthew J	12	LA-MV	1:13.33
	34.57	1:13.33		
15	Vitek, Jeffrey M	11	WEST-IL	1:13.62
	33.46	1:13.62		
16	Huston, Mitchell Jr D	11	JCAY-MV	1:15.60
	34.79	1:15.60		
17	Vandenberg, Jack T	11	SSC-IN	1:15.95
	37.06	1:15.95		
18	Baggette, Brian M	12	EDWY-OZ	1:15.97
	35.99	1:15.97		
19	Graham, Matt J	11	CSP-OZ	1:16.53
	36.62	1:16.53		
20	LeVasseur, Porter M	11	EDWY-OZ	1:16.64
	37.00	1:16.64		
21	Willemse, Thomas G	11	WEST-IL	1:16.90
	36.39	1:16.90		
22	Dreisewerd, Ryan M	12	RSCA-OZ	1:17.07
	37.07	1:17.07		
23	Varela, Jake M	11	CSP-OZ	1:17.10
	36.02	1:17.10		
24	Errichiello, Frank J	11	UN WE-IL	1:17.84
	37.48	1:17.84		
25	Lemon, Joey A	11	RSCA-OZ	1:18.09
	37.17	1:18.09		
26	Ribordy, Eroh W	11	PAWW-IL	1:18.61
	37.25	1:18.61		
27	LaValle, Andrew J	11	WEST-IL	1:18.69
28	Yoder, Evan D	12	LA-MV	1:19.32
	37.52	1:19.32		
29	Shannon, Conor R	11	WEST-IL	1:21.87
	38.42	1:21.87		
30	McElhose, Mason B	11	CRCY-OZ	1:22.11
	38.11	1:22.11		
31	Spencer, Jack P	11	RSCA-OZ	1:26.76
	39.36	1:26.76		
32	Bezzant, Dixon J	11	CSP-OZ	1:31.09
	41.86	1:31.09		

#73 Girls 10&U 100 Meter Fly

Sponsor: The Fine Kanterman Family

Meet Record: 1:19.81R 2008 Jordan M Stout

Name	Age	Team	Finals Time
1 Gerspach, Shannon L	10	RSCA-OZ	1:22.22
	37.85	1:22.22	
2 Amerman, Ashton R	10	PAWW-IL	1:22.66
	39.47	1:22.66	
3 Main, Eva G	10	RSCA-OZ	1:25.36
	40.43	1:25.36	
4 Stalder, Kristen E	10	HAWG-AR	1:28.98
	43.42	1:28.98	
5 Brannan, Sierra C	10	EDWY-OZ	1:31.69
	41.08	1:31.69	
6 Bousky, Emma L	10	PAWW-IL	1:36.40
	44.31	1:36.40	
7 Hulslander, Nancy L	9	CSP-OZ	1:39.20
	46.30	1:39.20	
8 Owens, Grace E	10	WEST-IL	1:40.77
	47.96	1:40.77	
9 Heuston, C.C. S	10	RPLX-OZ	1:41.35
	48.54	1:41.35	
10 Elbert, Abigail M	10	RSCA-OZ	1:41.46
	47.40	1:41.46	
11 Bach, Michaela S	10	CSP-OZ	1:45.09
	48.08	1:45.09	
12 Booth, Morgan A	10	SSC-IN	1:50.21
	50.45	1:50.21	
13 Duggan, Ally M	10	RSCA-OZ	1:53.95
	51.24	1:53.95	
14 Hurlock, Alex M	10	NSC-IN	1:56.92
	52.39	1:56.92	
15 Schattgen, Abbie W	9	JCAY-MV	1:59.01
	53.90	1:59.01	
16 Porter, Kaitlyn E	9	NSC-IN	2:00.02
	50.80	2:00.02	

#74 Boys 10&U 100 Meter Fly

Sponsor: The Jordan Family

Meet Record: 1:17.67R 2008 John G Wilmsen

Name	Age	Team	Finals Time
1 Ratliff, Blake M	10	SSC-IN	1:21.39
	38.26	1:21.39	


2	Kratky, Cameron L	10	RSCA-OZ	1:21.91
	37.50	1:21.91		
3	Junker, Cole J	10	YOSI-OZ	1:22.15
	39.02	1:22.15		
4	Maginn, Luke L	10	RSCA-OZ	1:25.73
	41.58	1:25.73		
5	Yan, Brandon M	9	EDWY-OZ	1:28.34
	44.00	1:28.34		
6	Lahmann, Donovan P	10	WEST-IL	1:31.06
	42.06	1:31.06		
7	Robinson, Matthew W	10	PKWY-OZ	1:31.51
	42.88	1:31.51		
8	Mitchell, Broderick K	9	NSC-IN	1:34.07
	45.41	1:34.07		
9	Gelman, Alex	9	PKWY-OZ	1:35.67
	42.62	1:35.67		
10	Welch, Wil W	10	CSP-OZ	1:35.69
	44.29	1:35.69		
11	Terschak, Caleb M	10	RSCA-OZ	1:37.95
	46.79	1:37.95		
12	Beam, Griffin T	10	EDWY-OZ	1:41.76
	46.45	1:41.76		
13	Miller, Alex T	10	CSP-OZ	1:43.49
	46.39	1:43.49		
14	Fitzgerald, Colin P	9	CSP-OZ	1:45.66
	48.25	1:45.66		
15	Heiss, Drew D	9	NSC-IN	2:03.42
	55.20	2:03.42		
---	Tierney, Aiden W	8	SSC-IN	DQ
	47.40	DQ		

#75 Girls 11-12 100 Meter Fly

Sponsor: The Jordan Family

Meet Record: 1:08.82R 2010 Courtney K Caldwell

Name	Age	Team	Finals Time
1 Gramlich, Jordy M	12	JCAY-MV	1:15.47
	34.38	1:15.47	
2 Kaess, Julie E	12	SSC-IN	1:16.41
	35.48	1:16.41	
3 Brown, Madison J	12	PKWY-OZ	1:17.24
	35.94	1:17.24	
4 Melnick, Melissa E	12	CSP-OZ	1:18.59
	37.50	1:18.59	
5 McManus, Sarah C	12	WEST-IL	1:19.99
	37.92	1:19.99	



CSP Tideriders Summer Invitational - 6/24/2011 to 6/26/2011

CSP Tideriders Summer Invitational, Sanction #: 5363

June 24 - 26, 2011

Results

(#75 Girls 11-12 100 Meter Fly)

6	Tierney, Lydia A	11	SSC-IN	1:20.06
	38.69	1:20.06		
7	Corzine, Rebecca L	12	CSP-OZ	1:21.27
	36.93	1:21.27		
8	Miller, Anna M	11	RSCA-OZ	1:22.27
	38.67	1:22.27		
9	Kelly, Audrey C	12	CSP-OZ	1:22.76
	39.22	1:22.76		
10	Peters, Megan L	12	SEAL-OZ	1:22.99
	39.97	1:22.99		
11	George, Peri P	11	CSP-OZ	1:23.13
	38.53	1:23.13		
12	Daniels, Alexis V	12	CSP-OZ	1:23.71
	39.06	1:23.71		
*13	Squellati, Jessie N	12	RSCA-OZ	1:26.14
	40.60	1:26.14		
*13	Brodersen, Katie M	11	CSP-OZ	1:26.14
	40.45	1:26.14		
15	Krannawitter, Kara A	12	LA-MV	1:27.26
	39.59	1:27.26		
16	Mauze, Evie E	12	CSP-OZ	1:27.41
	39.77	1:27.41		
17	Reichert, Anna N	12	CSP-OZ	1:27.90
	41.17	1:27.90		
18	Kolleck, Kelly A	12	NSC-IN	1:29.57
	41.86	1:29.57		
19	Barnes, Emily K	11	SSC-IN	1:29.84
	41.84	1:29.84		
20	Goldenberg, Carlye B	12	CSP-OZ	1:30.30
	41.36	1:30.30		
21	Hedgecock, Loren G	11	HAWG-AR	1:30.96
	41.14	1:30.96		
22	O'Bryan, Amanda S	11	WEST-IL	1:31.21
	43.35	1:31.21		
23	Liang, Leda M	11	CSP-OZ	1:31.23
	43.11	1:31.23		
24	Breitmeyer, Sophie B	11	CSP-OZ	1:31.29
	41.21	1:31.29		
25	Kelly, Erin N	12	CSP-OZ	1:31.60
	41.54	1:31.60		
26	Jurotich, Christina M	11	CSP-OZ	1:32.17
	42.68	1:32.17		

27	Grinter, Bailey A	12	EDWY-OZ	1:32.81
	43.47	1:32.81		
28	Thro, Colette M	12	YOSI-OZ	1:33.30
	42.42	1:33.30		
29	Plinsky, Rowan K	12	LA-MV	1:33.65
	43.31	1:33.65		
30	Poiter, Callista R	11	EDWY-OZ	1:35.65
	43.72	1:35.65		
31	Schafer, Lillie A	11	RPLX-OZ	1:36.70
	42.98	1:36.70		
32	Brannan, Savanah G	12	EDWY-OZ	1:37.63
	43.73	1:37.63		
33	Treski, Sophie R	11	NSC-IN	1:38.86
	45.45	1:38.86		
34	Robinson, Emily K	12	PKWY-OZ	1:48.99
	47.73	1:48.99		
---	Young, Anna E	12	SSC-IN	DQ
	35.97	DQ		

#76 Boys 11-12 100 Meter Fly

Sponsor: The Jordan Family

Meet Record: 1:11.41R 2011 Tommy A Lombardo

Name	Age	Team	Finals Time
1 Lombardo, Tommy A	12	RSCA-OZ	1:11.41R
	33.95	1:11.41	
2 Portela, Jordan L	12	LA-MV	1:11.62
	33.14	1:11.62	
3 Ripp, Conner D	12	UNA-OZ	1:16.35
	36.35	1:16.35	
4 Vitek, Jeffrey M	11	WEST-IL	1:17.44
	35.55	1:17.44	
5 Eisenhut, Landon G	11	NSC-IN	1:20.61
	37.68	1:20.61	
6 Terrian, Matthew A	11	PAWW-IL	1:23.75
	40.32	1:23.75	
7 Baggette, Brian M	12	EDWY-OZ	1:25.89
	40.23	1:25.89	
8 Dreisewerd, Ryan M	12	RSCA-OZ	1:26.30
	41.00	1:26.30	
9 Cunningham, Matthew	12	HAWG-AR	1:26.40
	39.62	1:26.40	
10 Lemon, Joey A	11	RSCA-OZ	1:26.81
	39.62	1:26.81	
11 Graham, Matt J	11	CSP-OZ	1:31.40
	43.05	1:31.40	

12	Haefner, Jake R	12	RSCA-OZ	1:31.98
	41.96	1:31.98		
---	Bezzant, Dixon J	11	CSP-OZ	DQ
	1:01.69	DQ		
---	McElhose, Mason B	11	CRCY-OZ	DQ
	46.80	DQ		

#77 Girls 8&U 50 Meter Fly

Sponsor: The Jordan Family

Meet Record: 46.65R 2011 Margaret G Ripp

Name	Age	Team	Finals Time	
1 Ripp, Margaret G	8	UNA-OZ	46.65R	
2 Thoman, Alyssa C	8	YOSI-OZ	49.02	
3 Durbin, Sidney M	8	RSCA-OZ	51.17	
4 Crane, Rebecca A	8	CSP-OZ	52.43	
5 Carmody, Laura S	8	CSP-OZ	56.99	
6 Robinson, Olivia G	7	PKWY-OZ	59.90	
7 Terrian, Emily A	8	PAWW-IL	1:02.30	
8 McBride, Cate L	8	RSCA-OZ	1:03.32	
9 Ratliff, Brooke M	7	SSC-IN	1:04.09	
10 Barcelona, Nina	8	WEST-IL	1:07.65	
11 Esparza, Sammie E	6	CSP-OZ	1:12.39	
12 Beimdick, Margaret A	7	CSP-OZ	1:15.04	
---	Pumm, Amy E	8	CSP-OZ	DQ
---	Hoekel, Payton E	8	CSP-OZ	DQ
---	Pace, Catherine M	8	WEST-IL	DQ
---	Pedersen, Mo-Mo E	8	SSC-IN	DQ
---	Esparza, Maya G	7	CSP-OZ	DQ
---	Bezzant, Harriet J	8	CSP-OZ	DQ

#78 Boys 8&U 50 Meter Fly

Sponsor: The Litteken Family

The Geno Family

Meet Record: 41.04R 2011 Nolan P Lahmann

Name	Age	Team	Finals Time
1 Lahmann, Nolan P	8	WEST-IL	41.04R
2 Tierney, Aiden W	8	SSC-IN	44.42
3 Dreisewerd, Greg D	8	RSCA-OZ	45.57
4 LeVasseur, Preston S	8	EDWY-OZ	52.52
5 Gao, Dan D	8	CSP-OZ	52.67
6 Barrette, Koji N	8	CSP-OZ	53.79
7 Haeger, Tristan J	8	WEST-IL	55.19
8 Bonnett, Will A	7	PKWY-OZ	59.76
9 Knox, Colin S	8	EDWY-OZ	1:01.31
10 Fredman, Graham A	8	CSP-OZ	1:20.46



CSP Tideriders Summer Invitational - 6/24/2011 to 6/26/2011

CSP Tideriders Summer Invitational, Sanction #: 5363

June 24 - 26, 2011

Results

(#78 Boys 8&U 50 Meter Fly)

11	Owenby, Emmett F	6	CSP-OZ	1:23.24
---	Alper-Esko, Nolan M	7	CSP-OZ	DQ
---	Shannon, Liam M	8	WEST-IL	DQ
---	Owens, Jake A	8	WEST-IL	DQ
---	Geno, Daniel	7	CSP-OZ	DQ
---	Neil, Tommy J	7	WEST-IL	DQ
---	Rutledge-Jukes, Keeg	7	CRCY-OZ	DQ
---	Ng, Daniel E	8	CSP-OZ	DQ
---	Ribordy, Noah E	8	PAWW-IL	DQ

#79 Girls 10&U 50 Meter Back

Sponsor: The Litteken Family

Meet Record: 37.73R 2008 Sarah R Finlay

Name	Age	Team	Finals Time	
1	Berning, Lauren J	10	RSCA-OZ	41.52
2	Behl, Cate E	10	RSCA-OZ	41.71
3	Stalder, Kristen E	10	HAWG-AF	42.36
4	Bousky, Emma L	10	PAWW-IL	42.75
	57.33	42.75		
5	Rabiei, Sahar F	10	EDWY-OZ	42.83
6	Haerle, Hannah M	10	NSC-IN	43.29
7	Bach, Michaela S	10	CSP-OZ	43.55
8	Clevenger, Reagan L	10	SSC-IN	44.73
9	Hulslander, Nancy L	9	CSP-OZ	45.08
10	Sekula, Julianne B	10	HAWG-AF	45.99
11	Porter, Kaitlyn E	9	NSC-IN	46.17
12	Glowniak, Anna E	10	WEST-IL	47.11
13	Brannan, Sierra C	10	EDWY-OZ	47.14
14	Halliday, Joni F	10	CSP-OZ	47.66
15	Theroux, Aly N	10	PKWY-OZ	47.72
16	Lynch, Michelle R	10	CRCY-OZ	47.87
17	Owens, Grace E	10	WEST-IL	48.18
18	Schattgen, Abbie W	9	JCAY-MV	48.20
19	Pedersen, Ellie A	9	SSC-IN	48.41
20	Beard, Lauren M	9	CSP-OZ	48.42
21	Ross, Megan M	10	CSP-OZ	48.48
22	Roderick, Caroline K	9	CSP-OZ	48.57
23	Duggan, Ally M	10	RSCA-OZ	48.67
24	Nourie, Camilla M	10	CSP-OZ	48.78
25	Timberman, Emily E	9	SSC-IN	48.91
26	Ballet, Margaux C	10	CSP-OZ	49.18
27	Barcelona, Sarah G	10	WEST-IL	49.64
28	Elbert, Abigail M	10	RSCA-OZ	49.84

29	Kreikemeier, Tessa M	9	PKWY-OZ	50.30
30	Tichenor, Abby N	10	RSCA-OZ	50.43
31	Hackett, Rebecca J	10	EDWY-OZ	50.94
32	Liang, Lena H	9	CSP-OZ	51.10
33	Clark, Lainey L	9	WEST-IL	51.69
34	Fredman, Sophie M	9	CSP-OZ	53.23
35	LaValle, Audrey T	9	WEST-IL	53.71

#80 Boys 10&U 50 Meter Back

Sponsor: The Litteken Family

Meet Record: 36.53R 2009 Kyle J Chapko

Name	Age	Team	Finals Time	
1	Edwards, Luke L	10	LA-MV	38.35
2	Kratky, Cameron L	10	RSCA-OZ	39.51
3	Lahmann, Donovan P	10	WEST-IL	40.91
4	Maginn, Luke L	10	RSCA-OZ	41.07
5	Bodnar, Jack P	10	CSP-OZ	41.69
6	Gelman, Alex	9	PKWY-OZ	41.76
7	Montgomery, Alex R	10	NSC-IN	41.89
8	Gao, Luyi	10	CSP-OZ	43.19
9	Beam, Griffin T	10	EDWY-OZ	43.53
10	Feder, Joseph G	10	PKWY-OZ	43.54
11	Welch, Wil W	10	CSP-OZ	43.55
12	Garner, Aaron P	10	CSP-OZ	43.68
13	Ratliff, Andrew J	10	SSC-IN	43.73
	44.09	43.73		
14	Yan, Brandon M	9	EDWY-OZ	45.94
	44.17	45.94		
15	Sloan, Landon M	10	LA-MV	46.13
	44.09	46.13		
16	Fitzgerald, Colin P	9	CSP-OZ	46.61
17	McManus, Brian j	10	WEST-IL	46.85
	44.50	46.85		
18	Boxell, Ben F	10	WEST-IL	47.25
19	O'Brien, Andrew T	9	CSP-OZ	47.51
20	Anderson, Alexander	9	RPLX-OZ	48.16
21	Young, William M	10	CSP-OZ	48.27
22	Brunelli, Jacob T	10	SSC-IN	49.51
23	Terschak, Caleb M	10	RSCA-OZ	49.71
24	Heiss, Drew D	9	NSC-IN	52.05
25	Mitchell, Broderick K	9	NSC-IN	53.68
	43.69	53.68		
26	Robinson, Noah A	9	PKWY-OZ	54.90
	44.17	54.90		


27	Streett, Keegan T	9	SSC-IN	55.53
	53.51	55.53		
28	Ng, Matt P	10	CSP-OZ	59.41
	58.92	59.41		
29	Marsters, Nathaniel A	10	CSP-OZ	1:01.17
30	Bilderback, Thad T	10	CSP-OZ	1:13.92

#81 Girls 11-12 50 Meter Back

Sponsor: The Litteken Family

Meet Record: 33.07R 2010 Courtney K Caldwell

Name	Age	Team	Finals Time	
1	Brown, Madison J	12	PKWY-OZ	34.88
2	Kelly, Audrey C	12	CSP-OZ	35.40
3	McPherson, Elizabeth	12	EDWY-OZ	35.98
4	Edwards, Natalie E	12	YOSI-OZ	36.59
5	Miller, Anna M	11	RSCA-OZ	36.66
6	Kaess, Julie E	12	SSC-IN	36.78
7	Gramlich, Jordy M	12	JCAY-MV	37.04
8	Lemon, Alyssa L	12	RSCA-OZ	37.13
9	Kelly, Erin N	12	CSP-OZ	37.64
10	Thro, Colette M	12	YOSI-OZ	38.13
11	Barrett, Elizabeth J	12	CSP-OZ	38.27
12	Melnick, Melissa E	12	CSP-OZ	38.42
13	Ripp, Shelby I	11	UNA-OZ	38.67
14	McManus, Sarah C	12	WEST-IL	38.82
15	Lugar, Megan A	12	SSC-IN	38.92
16	Wright, Chloe J	12	RSCA-OZ	39.26
17	Grinter, Bailey A	12	EDWY-OZ	39.63
18	Squellati, Jessie N	12	RSCA-OZ	39.64
19	Williams, Nicole M	11	JCAY-MV	39.86
20	Brazile, Emerson T	11	CSP-OZ	39.90
21	Peters, Megan L	12	SEAL-OZ	39.91
22	O'Connor, Katelyn S	12	LA-MV	40.29
23	Owenby, Abbey P	11	CSP-OZ	40.40
24	Schimmelpfenning, C	11	PAWW-IL	40.44
25	Kolleck, Kelly A	12	NSC-IN	40.48
26	Reichert, Anna N	12	CSP-OZ	40.50
27	Heinzmann, Abbie M	12	SSC-IN	40.53
28	Marusic, Sophia M	12	CSP-OZ	40.70
29	Prather, Zoe R	11	LA-MV	40.82
30	George, Peri P	11	CSP-OZ	40.89
31	McDaniels, Kelen K	11	PAWW-IL	41.02
32	Schkeryantz, Anna P	11	SSC-IN	41.86
33	Tracy, Emma B	12	LA-MV	41.98
	48.79	41.98		



CSP Tideriders Summer Invitational - 6/24/2011 to 6/26/2011

CSP Tideriders Summer Invitational, Sanction #: 5363

June 24 - 26, 2011

Results

(#81 Girls 11-12 50 Meter Back)

34	Hagge, Allison M	12	PKWY-OZ	42.03
35	Willemse, Maud F	11	WEST-IL	42.08
36	Duncan, Brenna N	12	JCAY-MV	42.18
37	Hatton, Leah R	11	HAWG-AF	42.21
38	Nigh, Rachel E	12	SSC-IN	42.22
39	Bao, Karina Y	12	PKWY-OZ	42.25
40	Goldenberg, Carlye B	12	CSP-OZ	42.37
41	Brannan, Savannah G	12	EDWY-OZ	42.43
42	Lavigne, Noelle P	11	YOSI-OZ	42.52
43	Clark, Hollis E	11	WEST-IL	42.59
44	Arosteguy, Alexis J	11	NSC-IN	42.70
45	Womack, Erin T	12	HAWG-AF	42.76
46	Rogers, Piper E	11	LA-MV	43.76
*47	Schafer, Lillie A	11	RPLX-OZ	43.81
*47	Cecchini, Lauren C	11	WEST-IL	43.81
49	Archer, Brittany M	12	LA-MV	44.06
50	Breitmeyer, Sophie B	11	CSP-OZ	44.15
51	Shell, Ellie R	11	PKWY-OZ	44.16
52	Crane, Rachel A	11	CSP-OZ	45.03
53	Heidecker, Hailey V	12	NSC-IN	45.25
54	Mueller, Emma C	11	CSP-OZ	45.43
55	Beard, Nicole A	11	CSP-OZ	46.02
56	Porter, Krislyn P	11	NSC-IN	46.03
57	Munnerlyn, Kela M	11	CSP-OZ	46.38
58	Detwiler, Hailei A	11	LA-MV	46.41
59	Robinson, Emily K	12	PKWY-OZ	46.42
				38.78 46.42
60	Kreikemeier, Annie K	11	PKWY-OZ	46.86
61	Neil, Maggie M	11	WEST-IL	46.88
62	Garner, Sierra D	12	PKWY-OZ	48.39
63	Ijei, Uche C	11	RSCA-OZ	50.06
64	O'Brien, Hannah C	11	CSP-OZ	50.16
65	Thomason, Caroline E	11	CSP-OZ	51.83
66	Smith, Helen S	11	WEST-IL	55.55
---	Poe, Alexis R	11	PKWY-OZ	DQ
---	Mauze, Evie E	12	CSP-OZ	DQ

#82 Boys 11-12 50 Meter Back

Sponsor: The Mills Family

Meet Record: 33.78R 2008 Guy A Russo

Name	Age	Team	Finals Time	
1	Ogbevoen, Iyayi J	12	CSP-OZ	35.19
2	Ripp, Conner D	12	UNA-OZ	36.19

3	Wells, Graham H	11	PKWY-OZ	37.27
4	Chen, Tiger	12	CSP-OZ	37.80
5	Goldenberg, Max S	12	CSP-OZ	38.21
6	Willemse, Thomas G	11	WEST-IL	38.85
*7	Morris, Tyler P	12	EDWY-OZ	39.34
*7	Eisenhut, Landon G	11	NSC-IN	39.34
9	Hillmer, Matthew R	11	RPLX-OZ	39.63
10	LeVasseur, Porter M	11	EDWY-OZ	40.18
11	Vandeberg, Jack T	11	SSC-IN	40.25
12	Errichiello, Frank J	11	UN WE-IL	41.11
13	Huston, Mitchell Jr D	11	JCAY-MV	41.21
14	Graham, Matt J	11	CSP-OZ	41.38
				40.94 41.38
15	Wilkus, Matthew J	12	LA-MV	41.65
				46.87 41.65
16	Glowniak, Brandon T	11	WEST-IL	42.54
				40.66 42.54
17	Varela, Jake M	11	CSP-OZ	42.81
				41.32 42.81
18	Yoder, Evan D	12	LA-MV	43.79
19	Spencer, Jack P	11	RSCA-OZ	43.91
20	McElhose, Mason B	11	CRCY-OZ	44.18
				17.34 44.18
21	LaValle, Andrew J	11	WEST-IL	44.20
22	Baggette, Brian M	12	EDWY-OZ	44.38
23	Shannon, Conor R	11	WEST-IL	44.78
				43.63 44.78
24	Lin, Sydney R	11	LA-MV	47.34
				47.68 47.34
25	Rutledge-Jukes, Heath	11	CRCY-OZ	47.88
				47.74 47.88
26	Ribordy, Eroh W	11	PAWW-IL	51.09
				41.40 51.09
27	Bezzant, Dixon J	11	CSP-OZ	52.39
				48.07 52.39

#83 Girls 8&U 50 Meter Back

Sponsor: The Mills Family

Meet Record: 47.72R 2010 Nancy L Hulslander

Name	Age	Team	Finals Time	
1	Ratliff, Brooke M	7	SSC-IN	49.13
2	Durbin, Sidney M	8	RSCA-OZ	49.47
3	Crane, Rebecca A	8	CSP-OZ	49.77
4	Carmody, Laura S	8	CSP-OZ	49.78
5	Thoman, Alyssa C	8	YOSI-OZ	50.05

6	Ripp, Margaret G	8	UNA-OZ	50.31
				20.73 50.31
7	Bezzant, Harriet J	8	CSP-OZ	50.41
8	Pedersen, Mo-Mo E	8	SSC-IN	52.46
9	Esparza, Maya G	7	CSP-OZ	53.33
10	Pumm, Amy E	8	CSP-OZ	54.09
11	Terrian, Emily A	8	PAWW-IL	55.58
12	McBride, Cate L	8	RSCA-OZ	57.53
				41.51 57.53
13	Beimdiek, Margaret A	7	CSP-OZ	58.84
				54.45 58.84
14	Robinson, Olivia G	7	PKWY-OZ	59.15
15	Porter, Madelyn G	6	NSC-IN	1:02.09
16	Barcelona, Nina	8	WEST-IL	1:04.06
17	Ballet, Olivia D	6	CSP-OZ	1:04.56
18	Esparza, Sammie E	6	CSP-OZ	1:05.90
19	Roderick, Katherine K	6	CSP-OZ	1:06.37
20	Robinson, Grace E	6	PKWY-OZ	1:10.80
21	Pace, Catherine M	8	WEST-IL	1:12.80
22	Brown, Brianna A	7	CSP-OZ	1:20.66
---	Hoekel, Payton E	8	CSP-OZ	DQ


#84 Boys 8&U 50 Meter Back

Sponsor: The Mills Family

The Geno Family

Meet Record: 42.72R 2011 Preston S LeVasseur

Name	Age	Team	Finals Time	
1	LeVasseur, Preston S	8	EDWY-OZ	42.72R
2	Lahmann, Nolan P	8	WEST-IL	44.20
3	Tierney, Aiden W	8	SSC-IN	49.17
4	Shannon, Liam M	8	WEST-IL	50.11
5	Dreisewerd, Greg D	8	RSCA-OZ	50.53
6	Barrette, Koji N	8	CSP-OZ	51.16
7	Gao, Dan D	8	CSP-OZ	51.49
8	Haeger, Tristan J	8	WEST-IL	51.83
9	Owens, Jake A	8	WEST-IL	53.73
10	Bonnett, Will A	7	PKWY-OZ	55.26
11	Knox, Colin S	8	EDWY-OZ	1:00.54
12	Rutledge-Jukes, Keeg	7	CRCY-OZ	1:01.48
13	Neil, Tommy J	7	WEST-IL	1:05.60
14	Ng, Daniel E	8	CSP-OZ	1:05.72
15	Owenby, Emmett F	6	CSP-OZ	1:12.26
16	Fredman, Graham A	8	CSP-OZ	1:12.85
17	Ribordy, Noah E	8	PAWW-IL	1:15.56



CSP Tideriders Summer Invitational - 6/24/2011 to 6/26/2011

CSP Tideriders Summer Invitational, Sanction #: 5363

June 24 - 26, 2011

Results

(#84 Boys 8&U 50 Meter Back)

18	Ribordy, Race C	7	PAWW-IL	1:23.38
				1:21.79 1:23.38
19	Alper-Esko, Nolan M	7	CSP-OZ	1:31.76
				1:24.23 1:31.76
---	Gill, Joseph P	7	CSP-OZ	DQ

#85 Girls 10&U 200 Meter IM

Sponsor: The Mills Family

Meet Record: 2:53.79R 2009 Bentley E Hulshof

Name	Age	Team	Finals Time
1 Gerspach, Shannon L	10	RSCA-OZ	2:58.17
	4.47	38.68	2:58.17
2 Amerman, Ashton R	10	PAWW-IL	3:03.39
	5.10	40.23	3:03.39
3 Behl, Cate E	10	RSCA-OZ	3:10.82
	41.56	1:28.30 2:31.24	3:10.82
4 Haerle, Hannah M	10	NSC-IN	3:12.00
	4:02.54	45.94	3:12.00
5 Berning, Lauren J	10	RSCA-OZ	3:12.98
	4:01.49	42.95	3:12.98
6 Glowniak, Anna E	10	WEST-IL	3:15.72
	5.37	43.09	3:15.72
7 Bach, Michaela S	10	CSP-OZ	3:16.04
	48.56	1:36.66 2:31.83	3:16.04
8 Stalder, Kristen E	10	HAWG-AR	3:16.63
	9.60	46.55	3:16.63
9 Main, Eva G	10	RSCA-OZ	3:16.81
	4:01.86	43.17	3:16.81
10 Heuston, C.C. S	10	RPLX-OZ	3:18.55
	47.06	1:42.08 2:37.66	3:18.55
11 Hulslander, Nancy L	9	CSP-OZ	3:20.48
	47.63	1:36.69 2:37.50	3:20.48
12 Booth, Morgan A	10	SSC-IN	3:28.72
	50.88	1:42.41 2:46.80	3:28.72
13 Beard, Lauren M	9	CSP-OZ	3:31.68
	51.50	1:45.44 2:45.61	3:31.68
14 Barcelona, Sarah G	10	WEST-IL	3:32.96
	47.25	1:43.98 2:42.89	3:32.96
15 Clevenger, Reagan L	10	SSC-IN	3:35.39
	48.87	1:40.93 2:47.91	3:35.39
16 Sekula, Julianne B	10	HAWG-AR	3:35.49
	44.38	1:39.08 2:45.10	3:35.49

17 Nourie, Camilla M	10	CSP-OZ	3:36.56	
	50.35	1:50.13 2:51.17	3:36.56	
18 Ballet, Margaux C	10	CSP-OZ	3:37.65	
	50.82	1:46.30 2:53.18	3:37.65	
19 Theroux, Aly N	10	PKWY-OZ	3:47.37	
	1:02.08	1:51.72 2:59.72	3:47.37	
20 LaValle, Audrey T	9	WEST-IL	3:50.40	
	1:01.15	1:58.44 3:00.35	3:50.40	
21 Kreikemeier, Tessa M	9	PKWY-OZ	3:53.86	
	54.26	1:52.43 3:01.59	3:53.86	
22 Timberman, Emily E	9	SSC-IN	3:56.02	
	55.35	1:55.10 3:05.09	3:56.02	
23 Pedersen, Ellie A	9	SSC-IN	3:59.83	
	1:00.40	1:55.14 3:03.15	3:59.83	
24 Lynch, Michelle R	10	CRCY-OZ	4:06.50	
	53.74	3:09.88	4:06.50	
25 Fredman, Sophie M	9	CSP-OZ	4:11.70	
	58.99	2:03.10 3:13.52	4:11.70	
26 Carmody, Laura S	8	CSP-OZ	4:12.17	
	1:02.87	2:00.61 3:17.99	4:12.17	
---	Hurlock, Alex M	10	NSC-IN	DQ
	53.71	1:52.20 2:57.11	DQ	
---	Ross, Megan M	10	CSP-OZ	DQ
	55.66	1:52.89 2:58.33	DQ	
---	Liang, Lena H	9	CSP-OZ	DQ
	54.04	1:51.24 2:56.24	DQ	

8 Montgomery, Alex R	10	NSC-IN	3:26.05	
	44.73	1:32.28 2:45.01	3:26.05	
9 O'Brien, Andrew T	9	CSP-OZ	3:29.43	
	49.62	1:45.00 2:46.10	3:29.43	
10 Gao, Luyi	10	CSP-OZ	3:29.87	
	48.68	1:40.50 2:42.54	3:29.87	
11 Ratliff, Andrew J	10	SSC-IN	3:52.27	
	2:45.37	3:27.30 3:52.27		
12 Brunelli, Jacob T	10	SSC-IN	3:54.38	
	57.53	1:57.13 3:02.94	3:54.38	
13 Robinson, Noah A	9	PKWY-OZ	3:55.30	
	59.13	1:55.88 3:05.41	3:55.30	
14 Streett, Keegan T	9	SSC-IN	4:14.90	
	1:03.83	2:06.89 3:21.64	4:14.90	
---	Sloan, Landon M	10	LA-MV	DQ
	49.38	1:41.50 2:42.56	DQ	

#87 Girls 11-12 200 Meter IM

Sponsor: The Nagy Family

Meet Record: 2:34.92R 2008 Megan M Niermann

Name	Age	Team	Finals Time
1 Daniels, Alexis V	12	CSP-OZ	2:44.26
2 Kaess, Julie E	12	SSC-IN	2:44.98
3 Young, Anna E	12	SSC-IN	2:45.83
4 Brown, Madison J	12	PKWY-OZ	2:46.51
5 McPherson, Elizabeth	12	EDWY-OZ	2:47.51
	35.39	1:18.96 2:09.99	2:47.51
6 Tierney, Lydia A	11	SSC-IN	2:48.37
7 Lemon, Alyssa L	12	RSCA-OZ	2:51.52
8 Krannawitter, Kara A	12	LA-MV	2:54.34
9 Corzine, Rebecca L	12	CSP-OZ	2:55.41
	38.23	1:25.97 2:17.60	2:55.41
10 Ripp, Shelby I	11	UNA-OZ	2:56.91
11 Williams, Nicole M	11	JCAY-MV	2:59.49
12 Willemse, Maud F	11	WEST-IL	3:00.47
	41.47	1:29.23 2:19.57	3:00.47
13 Owenby, Abbey P	11	CSP-OZ	3:00.61
	43.29	1:29.46 2:23.07	3:00.61
14 Tracy, Emma B	12	LA-MV	3:00.97
15 Wright, Chloe J	12	RSCA-OZ	3:01.33
16 Barrett, Elizabeth J	12	CSP-OZ	3:02.40
	41.54	1:27.11 2:22.05	3:02.40
17 Hatton, Leah R	11	HAWG-AR	3:02.88
	43.15	1:29.32 2:23.61	3:02.88

#86 Boys 10&U 200 Meter IM

Sponsor: The Nagy Family

Meet Record: 2:51.89R 2011 Blake M Ratliff

Name	Age	Team	Finals Time
1 Ratliff, Blake M	10	SSC-IN	2:51.89R
	39.26	1:23.29 2:15.38	2:51.89
2 Junker, Cole J	10	YOSI-OZ	2:52.00
	38.64	1:22.18 2:14.35	2:52.00
3 Edwards, Luke L	10	LA-MV	3:05.48
	40.61	1:26.72 2:25.11	3:05.48
4 Robinson, Matthew W	10	PKWY-OZ	3:09.06
	41.99	1:30.07 2:29.65	3:09.06
5 Garner, Aaron P	10	CSP-OZ	3:16.32
	43.77	1:30.62 2:34.90	3:16.32
6 Miller, Alex T	10	CSP-OZ	3:19.93
	46.20	1:35.99 2:38.04	3:19.93
7 Bodnar, Jack P	10	CSP-OZ	3:20.11
	43.07	1:32.77 2:35.76	3:20.11



CSP Tideriders Summer Invitational - 6/24/2011 to 6/26/2011

CSP Tideriders Summer Invitational, Sanction #: 5363

June 24 - 26, 2011

Results

(#87 Girls 11-12 200 Meter IM)

*18 Ballard, Hannah E	12	SSC-IN	3:03.04	42.96	1:29.02	2:22.45	3:03.04
*18 Duncan, Brenna N	12	JCAY-MV	3:03.04				
20 Marusic, Sophia M	12	CSP-OZ	3:04.05	38.57	1:26.90	2:22.52	3:04.05
21 Barnes, Emily K	11	SSC-IN	3:04.26	41.37	1:30.48	2:26.72	3:04.26
22 Jurotich, Christina M	11	CSP-OZ	3:04.30	41.44	1:32.00	2:23.98	3:04.30
23 Brodersen, Katie M	11	CSP-OZ	3:05.64	40.86	1:29.45	2:26.02	3:05.64
24 Hedgecock, Loren G	11	HAWG-AR	3:06.37				
25 Liang, Leda M	11	CSP-OZ	3:06.89	42.79	1:30.20	2:24.01	3:06.89
26 Treski, Sophie R	11	NSC-IN	3:09.13	42.77	1:31.93	2:30.47	3:09.13
27 O'Bryan, Amanda S	11	WEST-IL	3:09.68	42.20	1:33.67	2:29.72	3:09.68
28 Brazile, Emerson T	11	CSP-OZ	3:11.83	42.71	1:33.27	2:30.65	3:11.83
29 Poe, Alexis R	11	PKWY-OZ	3:12.08				
30 Lugar, Megan A	12	SSC-IN	3:12.12				
31 McDaniels, Kelen K	11	PAWW-IL	3:13.56	43.95	1:36.19	2:33.43	3:13.56
32 George, Peri P	11	CSP-OZ	3:13.67	41.49	1:28.94	2:31.46	3:13.67
33 Rogers, Piper E	11	LA-MV	3:16.19	38.23	1:32.58	2:36.35	3:16.19
34 Nigh, Rachel E	12	SSC-IN	3:16.72	44.78	1:33.37	2:34.59	3:16.72
35 Archer, Brittany M	12	LA-MV	3:19.46	1:35.89	2:38.66		3:19.46
36 Hagge, Allison M	12	PKWY-OZ	3:19.78	45.55	2:35.13		3:19.78
37 Bao, Karina Y	12	PKWY-OZ	3:21.07	43.85	2:37.16		3:21.07
38 Beard, Nicole A	11	CSP-OZ	3:22.11	48.80	1:41.63	2:36.91	3:22.11
39 O'Connor, Katelyn S	12	LA-MV	3:22.40		1:33.30	2:36.10	3:22.40
40 Schimmelpfenning, C	11	PAWW-IL	3:23.89	43.31	1:32.03	2:41.43	3:23.89

41 Arosteguy, Alexis J	11	NSC-IN	3:24.47	47.40	1:39.96	2:40.00	3:24.47
42 Porter, Krislyn P	11	NSC-IN	3:25.98	49.90		2:43.34	3:25.98
43 Shell, Ellie R	11	PKWY-OZ	3:27.16	46.80	1:42.19	2:40.56	3:27.16
44 Womack, Erin T	12	HAWG-AR	3:27.95				
45 Bonnett, Sarah J	11	PKWY-OZ	3:32.65	48.09	1:44.36	2:45.76	3:32.65
46 Heidecker, Hailey V	12	NSC-IN	3:36.69	57.30	1:49.09	2:52.19	3:36.69
47 Detwiler, Hailei A	11	LA-MV	3:40.08	50.45	1:47.00	2:50.58	3:40.08
48 Crane, Rachel A	11	CSP-OZ	3:40.85	55.74	1:50.53	2:53.01	3:40.85
49 Kreikemeier, Annie K	11	PKWY-OZ	3:42.66	55.87	1:51.68	2:55.69	3:42.66
50 O'Brien, Hannah C	11	CSP-OZ	3:54.05	52.67	1:57.59	3:00.47	3:54.05

11 Hillmer, Matthew R	11	RPLX-OZ	3:01.82	45.92	1:31.71	2:23.54	3:01.82
12 Willemse, Thomas G	11	WEST-IL	3:02.29	41.28	1:26.12	2:21.15	3:02.29
13 Morris, Tyler P	12	EDWY-OZ	3:02.54	40.01	1:28.70	2:21.96	3:02.54
14 Vandenberg, Jack T	11	SSC-IN	3:03.42	43.89	1:28.48	2:24.04	3:03.42
15 Lemon, Joey A	11	RSCA-OZ	3:07.31	39.78	1:29.98	2:26.11	3:07.31
16 Wilkus, Matthew J	12	LA-MV	3:07.94	40.04	1:29.71	2:26.46	3:07.94
17 Glowniak, Brandon T	11	WEST-IL	3:09.48	43.65	1:35.14	2:28.86	3:09.48
18 Errichiello, Frank J	11	UN WE-IL	3:10.51	45.58	1:30.84	2:30.88	3:10.51
19 Yoder, Evan D	12	LA-MV	3:13.51	42.85	1:34.59	2:30.95	3:13.51
20 Dreisewerd, Ryan M	12	RSCA-OZ	3:14.72	39.92	1:27.08	2:34.48	3:14.72
21 LaValle, Andrew J	11	WEST-IL	3:16.74				
22 LeVasseur, Porter M	11	EDWY-OZ	3:26.41	55.42	1:43.28	2:44.62	3:26.41
23 Ribordy, Eroh W	11	PAWW-IL	3:28.96	53.83	1:46.38	2:47.51	3:28.96
24 Lin, Sydney R	11	LA-MV	3:30.34				
25 Varela, Jake M	11	CSP-OZ	3:31.61				

#88 Boys 11-12 200 Meter IM

Sponsor: The Nagy Family

Meet Record: 2:36.63R 2008 Patrick J Vega

Name	Age	Team	Finals Time
1 Portela, Jordan L	12	LA-MV	2:40.64
	32.37	1:15.52	2:05.36
2 Lombardo, Tommy A	12	RSCA-OZ	2:41.02
	34.19	1:15.07	2:06.56
3 Wells, Graham H	11	PKWY-OZ	2:46.08
	36.79	1:17.45	2:08.60
4 Eisenhut, Landon G	11	NSC-IN	2:47.15
	36.87	1:20.72	2:08.35
5 Chen, Tiger	12	CSP-OZ	2:49.75
	37.45	1:21.74	2:09.29
6 Ogbevoen, Iyayi J	12	CSP-OZ	2:50.57
	36.37	1:18.69	2:11.55
7 Vitek, Jeffrey M	11	WEST-IL	2:55.31
	34.44	1:19.32	2:15.13
8 Terrian, Matthew A	11	PAWW-IL	2:57.81
	38.53	1:22.46	2:19.08
9 Goldenberg, Max S	12	CSP-OZ	2:58.09
	37.98	1:23.69	2:17.31
10 Cunningham, Matthew	12	HAWG-AR	3:00.03
	38.75	1:25.06	2:20.22

#89 Girls 13-14 200 Meter Free

Sponsor: The Nagy Family

Meet Record: 2:10.58R 2009 Emma B Smith

Name	Age	Team	Finals Time
1 Finlay, Sarah R	13	CSP-OZ	2:12.31
	31.00	1:04.69	1:38.68
2 Farley-Sepe, Kierston	13	WEST-IL	2:15.80
	30.98	1:05.29	1:41.06
3 Cox, Maggie N	14	CSP-OZ	2:18.57
	32.95	1:07.89	1:43.93
4 Burleson, Shelby E	14	LRAD-AR	2:19.36
	32.26	1:07.57	1:43.67
5 Treski, Olivia C	14	NSC-IN	2:19.43
	32.45	1:07.72	1:44.03
6 Maurer, Nicole A	14	CSP-OZ	2:19.88
	32.81	1:07.91	1:44.44

A - Final

1 Finlay, Sarah R	13	CSP-OZ	2:12.31
	31.00	1:04.69	1:38.68
2 Farley-Sepe, Kierston	13	WEST-IL	2:15.80
	30.98	1:05.29	1:41.06
3 Cox, Maggie N	14	CSP-OZ	2:18.57
	32.95	1:07.89	1:43.93
4 Burleson, Shelby E	14	LRAD-AR	2:19.36
	32.26	1:07.57	1:43.67
5 Treski, Olivia C	14	NSC-IN	2:19.43
	32.45	1:07.72	1:44.03
6 Maurer, Nicole A	14	CSP-OZ	2:19.88
	32.81	1:07.91	1:44.44



CSP Tideriders Summer Invitational - 6/24/2011 to 6/26/2011

CSP Tideriders Summer Invitational, Sanction #: 5363

June 24 - 26, 2011

Results

A - Final ... (#89 Girls 13-14 200 Meter Free)

7	Chon, Eun Sol	14	HAWG-AR	2:20.32
	31.86	1:06.63	1:43.80	2:20.32
8	Leif, Hannah R	13	SPA-AR	2:20.49
	32.45	1:07.66	1:44.14	2:20.49

B - Final

9	Ries, Jordan E	14	PAWW-IL	2:16.64
	31.26	1:05.73	1:41.61	2:16.64
10	Holland, Carly F	14	HAWG-AR	2:16.88
	31.93	1:06.78	1:42.08	2:16.88
11	Petersen, Kristen N	13	PKWY-OZ	2:19.75
	31.53	1:06.34	1:42.63	2:19.75
12	Sutherlin, Kylie B	13	SSC-IN	2:21.64
	32.57	1:08.49	1:45.46	2:21.64
13	Haralson, Delaney L	13	LRAD-AR	2:22.89
	33.34	1:08.77	1:46.07	2:22.89
14	Vestal, Madison R	14	PAWW-IL	2:23.04
	33.00	1:09.50	1:46.91	2:23.04
15	Beatty, Lauren E	14	SPA-AR	2:23.20
	33.15	1:09.50	1:46.88	2:23.20
16	Sisson, Nikki L	14	SPA-AR	2:24.55
	33.01	1:09.54	1:47.71	2:24.55

#89 Girls 13-14 200 Meter Free


Sponsor: The Nagy Family

Meet Record: 2:10.58R 2009 Emma B Smith

Name	Age	Team	Prelim Time
Preliminaries			
1	Finlay, Sarah R	13	CSP-OZ 2:16.69
	31.49	1:05.82	2:16.69
2	Farley-Sepe, Kierston	13	WEST-IL 2:18.20
	30.91	1:06.20	1:43.20 2:18.20
3	Clevenger, Robyn N	13	SSC-IN 2:18.51
	32.66	1:08.29	1:43.53 2:18.51
4	Burleson, Shelby E	14	LRAD-AR 2:19.39
	32.60	1:07.73	1:43.64 2:19.39
5	Adams, Ashton E	13	PAWW-IL 2:20.16
	33.35	1:09.27	1:45.79 2:20.16
6	Treski, Olivia C	14	NSC-IN 2:20.86
	33.32	1:09.38	1:46.09 2:20.86
7	Maurer, Nicole A	14	CSP-OZ 2:22.27
	33.02	1:08.70	1:45.61 2:22.27

8	Leif, Hannah R	13	SPA-AR	2:22.69
	32.80	1:09.05	1:46.29	2:22.69
9	Cox, Maggie N	14	CSP-OZ	2:23.14
	33.33	1:09.68	1:46.61	2:23.14
10	Chon, Eun Sol	14	HAWG-AR	2:23.20
	32.85	1:08.89	1:45.94	2:23.20
11	Petersen, Kristen N	13	PKWY-OZ	2:24.12
	33.54	1:09.57	1:47.30	2:24.12
12	Holland, Carly F	14	HAWG-AR	2:24.50
	33.89	1:11.16	1:47.77	2:24.50
13	Sutherlin, Kylie B	13	SSC-IN	2:24.63
	33.41	1:10.02	1:47.75	2:24.63
14	Ries, Jordan E	14	PAWW-IL	2:24.69
	32.93	1:09.71	1:47.15	2:24.69
15	Vestal, Madison R	14	PAWW-IL	2:24.91
	33.10	1:09.86	1:48.17	2:24.91
16	Christophersen, Emily	14	SSC-IN	2:25.58
	33.97	1:10.97	1:49.20	2:25.58
17	Mudd, Natalie M	13	SSC-IN	2:25.81
	33.73	1:10.46	1:48.39	2:25.81
18	Beatty, Lauren E	14	SPA-AR	2:25.87
	33.46	1:10.51	1:48.50	2:25.87
19	Wilkes, Jenna M	14	PKWY-OZ	2:25.94
	34.12	1:11.33	1:49.55	2:25.94
20	Sisson, Nikki L	14	SPA-AR	2:26.36
	33.14	1:10.18	1:48.66	2:26.36
21	Haralson, Delaney L	13	LRAD-AR	2:26.79
	34.07	1:11.30	1:48.97	2:26.79
22	Wiley, Claire E	13	PKWY-OZ	2:26.86
	33.27	1:10.00	1:48.72	2:26.86
23	Nelson, Madeline G	14	SPA-AR	2:27.20
	34.02	1:11.31	1:49.41	2:27.20
24	Jarosinski, Jenna K	13	SSC-IN	2:27.86
	33.76	1:11.06	1:49.85	2:27.86
25	Barnes, Allie L	13	SSC-IN	2:30.04
	34.39	1:12.12	1:51.68	2:30.04
26	Wells, Anna K	14	PKWY-OZ	2:30.37
	33.90	1:11.90	1:51.05	2:30.37
27	Koss, Boo D	14	SPA-AR	2:31.07
	35.70	1:15.28	1:53.85	2:31.07
28	Donovan, Tanj M	14	HAWG-AR	2:31.52
	34.39	1:13.23	1:52.93	2:31.52

29	Clancy, Katie M	13	UN WE-IL	2:31.79
	34.46	1:13.19	1:52.97	2:31.79
30	Davies, Paige G	13	SSC-IN	2:31.97
	35.70	1:14.37	1:53.29	2:31.97
31	Smarjesse, Kate H	14	PAWW-IL	2:32.76
	35.16	1:13.59	1:53.65	2:32.76
32	Sisson, Kaylee K	13	SPA-AR	2:33.31
	34.28	1:12.54	1:53.20	2:33.31
33	Chadwell, Emma N	14	SPA-AR	2:33.60
	34.24	1:14.43	1:54.59	2:33.60
34	Haerle, Sarah W	13	NSC-IN	2:33.90
	35.11	1:14.11	1:54.49	2:33.90
35	Womack, Haley E	13	HAWG-AR	2:33.99
	35.98	1:15.96	1:55.03	2:33.99
36	Junker, Ellie A	13	YOSI-OZ	2:34.38
	36.10	1:16.32	1:56.16	2:34.38
37	Sheets, Payton C	14	SPA-AR	2:35.04
	35.29		1:56.58	2:35.04
38	Miller, Jacqueline E	13	PKWY-OZ	2:36.19
	36.42	1:15.82	1:56.79	2:36.19
39	Carroll, Hannah M	13	PAWW-IL	2:36.21
	36.40	1:16.60	1:57.93	2:36.21
40	Rater, Mary M	13	CSP-OZ	2:36.56
	36.40	1:16.74	1:57.96	2:36.56
41	Morse, Stephanie M	13	RSCA-OZ	2:36.58
	35.81	1:15.87	1:57.64	2:36.58
42	Tichenor, Allison R	13	RSCA-OZ	2:36.60
	35.70	1:16.18	1:57.42	2:36.60
43	Daniels, Ashley N	13	CSP-OZ	2:36.70
	36.35	1:17.74	1:58.19	2:36.70
44	Booth, Hannah L	13	SSC-IN	2:37.11
	34.99	1:15.33	1:56.18	2:37.11
45	King, Jessica T	14	SSC-IN	2:37.97
	35.77	1:16.20	1:57.28	2:37.97
46	Wood, Jennifer A	14	RPLX-OZ	2:38.24
	35.15	1:16.02	1:59.12	2:38.24
47	Ratliff, Emily E	13	SSC-IN	2:38.32
	36.25	1:16.02	1:57.83	2:38.32
48	Ribordy, Madison M	13	PAWW-IL	2:38.50
	35.56	1:16.60	1:58.29	2:38.50
49	Gill, Samantha A	14	CSP-OZ	2:39.13
	37.24	1:18.74	1:59.54	2:39.13
50	O'Leary, Mary Kathryn	14	CSP-OZ	2:39.50
	34.42	1:14.57	1:56.86	2:39.50



CSP Tideriders Summer Invitational - 6/24/2011 to 6/26/2011
CSP Tideriders Summer Invitational, Sanction #: 5363
June 24 - 26, 2011

Results

Preliminaries ... (#89 Girls 13-14 200 Meter Free)

51	Malloy, Megan E	14	CSP-OZ	2:39.97
	36.29	1:18.87	1:59.94	2:39.97
52	O'Malley, Hannah E	13	WEST-IL	2:40.44
	35.22	1:16.19	1:57.97	2:40.44
53	Terschak, Kaitlin R	13	RSCA-OZ	2:40.88
	37.20	1:19.48	2:01.33	2:40.88
54	Dodge, Sarah L	14	SPA-AR	2:41.75
	38.07	1:20.16	2:01.66	2:41.75
55	Vanronzelen, Hailey A	14	JCAY-MV	2:41.89
	36.48	1:17.42	2:00.37	2:41.89
56	Malecki, Courtney E	13	WEST-IL	2:42.28
	36.62	1:18.17	2:01.38	2:42.28
57	Gelfand, Katherine H	13	CSP-OZ	2:42.96
	36.96	1:18.91	2:02.63	2:42.96
58	Suek, Hanna	14	WEST-IL	2:43.18
	36.46	1:18.70	2:01.29	2:43.18
59	Horn, Courtney M	14	SPA-AR	2:44.13
	36.34	1:18.01	2:02.04	2:44.13
60	Kennedy, Katie M	13	SSC-IN	2:44.15
	37.68	1:19.08	2:02.53	2:44.15
61	Potts, Kelsey R	13	LA-MV	2:45.01
	37.08	1:18.94	2:03.40	2:45.01
62	Bale, Sammy M	13	CSP-OZ	2:45.07
	38.31	1:21.88	2:05.43	2:45.07
63	Katz, Julia M	13	NSC-IN	2:45.50
	37.54	1:20.39	2:03.07	2:45.50
64	Baker, Katie A	14	SSC-IN	2:46.24
	37.17	1:19.42	2:02.71	2:46.24
65	Neilson, Katie M	13	PAWW-IL	2:46.42
	39.67	1:21.98	2:04.78	2:46.42
66	Lytle, Katie R	13	PAWW-IL	2:47.19
	37.83	1:20.99	2:04.98	2:47.19
67	Larkin, McKayla L	13	SPA-AR	2:47.23
	37.72	1:19.24	2:04.41	2:47.23
68	Nandakumar, Akshaya	13	RSCA-OZ	2:47.67
	37.75	1:21.63	2:05.04	2:47.67
69	Garrison, Gabrielle M	14	SPA-AR	2:48.10
	36.64	1:18.93	2:03.84	2:48.10
70	Rinder, Morgan S	14	UNA-OZ	2:50.16
	37.99	1:21.96	2:07.36	2:50.16
71	LaFever, Kat C	13	LA-MV	2:50.50
	37.56	1:21.73	2:08.70	2:50.50

72	Ginsberg, Alexandra J	13	LA-MV	2:53.36
	38.45	1:22.21	2:53.36	
73	Russell, Caroline E	13	SSC-IN	2:54.36
	38.87	1:23.51	2:09.69	2:54.36
74	Baker, Elizabeth J	13	CSP-OZ	2:54.89
	38.55	1:23.76	2:10.95	2:54.89
75	Ryan, Jessica C	13	CSP-OZ	2:55.23
	37.66	1:23.66	2:11.90	2:55.23
76	Allen, Sophie J	13	CSP-OZ	2:56.73
	39.62	1:24.32	2:11.82	2:56.73
77	Ijei, Ekene M	14	RSCA-OZ	2:56.95
	38.65	1:22.77	2:09.52	2:56.95

#90 Boys 13-14 200 Meter Free

Sponsor: The O'Shea Family

Meet Record: 2:03.22R 2009 Chris J Dieter

Name	Age	Team	Finals Time
A - Final			
1	Young, Joe A	14	SSC-IN 2:08.79
	30.16	1:02.64	1:35.92 2:08.79
2	Petrich, Evan M	14	SPA-AR 2:09.94
	29.86	1:02.63	1:36.54 2:09.94
3	Bousky, Alex J	14	PAWW-IL 2:10.09
	30.59	1:03.93	1:37.68 2:10.09
4	Hunt, Jason E	14	HAWG-AR 2:13.01
	30.87	1:04.82	1:39.68 2:13.01
5	Reichert, Christopher I	14	CSP-OZ 2:13.11
	31.13	1:04.65	2:13.11
6	Hewett, Ben F	14	WEST-IL 2:13.75
	30.61	1:04.75	1:39.87 2:13.75
7	Andrews, Justin M	13	CSP-OZ 2:15.53
	30.90	1:05.51	1:40.87 2:15.53
8	Bailey, Cody A	14	SALU-OZ 2:16.18
	31.97	1:05.80	1:41.70 2:16.18
B - Final			
9	Hedgecock, John N	14	HAWG-AR 2:16.69
	32.15	1:06.43	1:41.68 2:16.69
10	Tieke, Zach W	14	WEST-IL 2:16.70
	31.77	1:08.34	1:43.01 2:16.70
11	Oh, Samuel	13	PKWY-OZ 2:18.55
	31.65	1:06.99	1:43.16 2:18.55
12	O'Bryan, Lucas K	14	WEST-IL 2:18.67
	31.60	1:07.28	1:43.19 2:18.67

13	Thayer, Jonathan T	14	RPLX-OZ	2:20.46
	31.32	1:07.42	1:44.48 2:20.46	
14	Hescott, PJ J	14	HAWG-AR	2:20.74
	31.80	1:07.47	1:44.70 2:20.74	
15	Powell, Brian R	13	WEST-IL	2:22.98
	32.37	1:09.60	1:47.31 2:22.98	
16	Pircon, Adam W	14	WEST-IL	2:24.55
	32.61	1:10.77	1:48.89 2:24.55	

#90 Boys 13-14 200 Meter Free

Sponsor: The O'Shea Family

Meet Record: 2:03.22R 2009 Chris J Dieter

Name	Age	Team	Prelim Time
Preliminaries			
1	Petrich, Evan M	14	SPA-AR 2:10.66
	30.29	1:03.30	1:37.08 2:10.66
2	Bousky, Alex J	14	PAWW-IL 2:11.44
	30.78	1:04.01	1:37.89 2:11.44
3	Young, Joe A	14	SSC-IN 2:13.35
	31.20	1:04.94	1:39.14 2:13.35
4	Reichert, Christopher I	14	CSP-OZ 2:15.57
	30.73	1:04.94	1:40.54 2:15.57
5	Hewett, Ben F	14	WEST-IL 2:16.78
	30.76	1:05.39	1:41.52 2:16.78
6	Hunt, Jason E	14	HAWG-AR 2:17.10
	32.26	1:07.36	1:43.01 2:17.10
7	Bailey, Cody A	14	SALU-OZ 2:18.49
	31.89	1:06.43	1:42.74 2:18.49
8	Andrews, Justin M	13	CSP-OZ 2:18.91
	31.37	1:06.63	1:43.69 2:18.91
9	Stone, Jacob M	13	SALU-OZ 2:20.05
	31.47	1:07.59	1:45.51 2:20.05
10	Kolleck, Trey A	14	NSC-IN 2:20.22
	31.57	1:07.20	1:44.60 2:20.22
11	Hedgecock, John N	14	HAWG-AR 2:21.30
	32.48	1:07.95	1:44.74 2:21.30
12	O'Bryan, Lucas K	14	WEST-IL 2:21.79
	31.39	1:07.37	1:44.62 2:21.79
13	Thayer, Jonathan T	14	RPLX-OZ 2:21.80
	31.44	1:07.79	1:45.19 2:21.80
14	Plantamura, Michael J	14	PAWW-IL 2:22.23
	31.78	1:07.44	1:45.47 2:22.23
15	Tieke, Zach W	14	WEST-IL 2:22.25
	33.15	1:09.79	1:45.93 2:22.25



CSP Tideriders Summer Invitational - 6/24/2011 to 6/26/2011

CSP Tideriders Summer Invitational, Sanction #: 5363

June 24 - 26, 2011

Results

Preliminaries ... (#90 Boys 13-14 200 Meter Free)

16 Hescott, PJ J	14 HAWG-AR	2:22.63
31.60	1:07.35	1:45.31
17 Pircon, Adam W	14 WEST-IL	2:23.31
32.50	1:09.37	1:46.74
18 Beam, Austin H	13 EDWY-OZ	2:23.41
33.26	1:10.07	1:47.43
19 Teague, Quinn H	14 SSC-IN	2:23.50
32.99	1:10.14	1:47.80
20 Powell, Brian R	13 WEST-IL	2:23.91
31.86	1:09.52	1:47.28
21 Wilson, Harrison D	14 NSC-IN	2:24.05
33.19	1:09.56	1:47.62
22 Oh, Samuel	13 PKWY-OZ	2:24.24
33.26	1:09.63	1:47.75
23 Neaveill, Sam N	13 PAWW-IL	2:25.11
33.51	1:10.94	1:48.81
24 Tierney, Dixon H	13 SSC-IN	2:25.40
33.29	1:10.31	1:48.65
25 Tyre, Jared A	13 PAWW-IL	2:25.56
32.03	1:09.92	1:48.57
*26 Petersen, Matthew J	13 PKWY-OZ	2:25.70
33.68	1:10.84	1:48.57
*26 Knasel, Justin K	14 CSP-OZ	2:25.70
32.65	1:09.99	1:48.57
28 Heidecker, Josh J	14 NSC-IN	2:25.85
33.71	1:11.20	1:49.19
29 Kratka, Martin D	14 WEST-IL	2:26.04
31.79	1:09.27	1:49.07
30 Reichert, Nicholas C	14 CSP-OZ	2:26.90
32.52	1:10.23	1:48.94
31 Smith, Craig J	13 WEST-IL	2:27.06
33.04	1:10.58	1:49.55
32 Heye, Thomas E	13 LRAD-AR	2:27.52
33.21	1:10.94	1:49.28
33 Pyzdrowski, Jonathan	14 WEST-IL	2:27.72
30.85	1:07.14	1:47.16
34 Schott, Collin J	13 CSP-OZ	2:28.16
33.65	1:11.31	1:50.38
35 Smith, Andrew C	14 SPA-AR	2:29.15
34.42	1:12.41	1:51.16
36 Nester, Michael D	13 CSP-OZ	2:29.19
34.12	1:12.30	1:51.37

37 Waterman, Tyler S	14 CSP-OZ	2:30.43
32.51	1:11.00	1:51.72
38 Zimmerman, Joshua A	13 PKWY-OZ	2:30.79
33.37	1:11.16	1:50.66
39 Fabian, Connor J	14 WEST-IL	2:31.44
33.56	1:12.80	1:52.53
40 Kalessa, Dylan M	14 RPLX-OZ	2:32.29
34.03	1:12.54	1:52.21
41 Edwards, Benjamin F	13 CSP-OZ	2:32.42
35.08	1:14.80	1:54.14
42 McBride, Brett P	14 CSP-OZ	2:33.21
33.33	1:12.51	1:53.66
43 Christensen, Luke T	13 PKWY-OZ	2:33.44
34.94	1:14.86	1:54.61
44 Ross, Joe A	13 PKWY-OZ	2:33.90
34.90	1:14.20	1:54.74
45 Young, Toby B	13 CSP-OZ	2:34.16
34.30	1:13.56	1:54.48
46 Teague, Levi C	14 SSC-IN	2:34.54
35.14	1:14.96	1:55.97
47 Glowniak, Brian R	13 WEST-IL	2:34.90
34.56	1:13.71	1:54.64
48 Brunelli, Joe G	14 SSC-IN	2:35.25
34.02	1:13.48	1:54.95
49 Schmiedeler, Cooper A	14 LA-MV	2:40.08
36.82	1:16.76	1:59.57
50 Hatton, Jace C	13 HAWG-AR	2:42.58
35.98	1:18.01	2:01.86
51 Halliburton, T.J. J	13 UNA-OZ	2:42.65
36.93	1:18.95	2:01.29
52 Thompson, Jack L	14 SSC-IN	2:44.16
35.64	1:17.37	2:01.44
53 Litteken, Andrew J	14 CSP-OZ	2:45.40
35.39	1:17.96	2:01.00
54 Crocker, Peter B	13 CSP-OZ	2:45.42
36.57	1:20.52	2:04.97
55 LaValle, Albert D	13 WEST-IL	2:47.53
36.48	1:18.10	2:03.28
56 Brunelli, Brandon C	13 SSC-IN	2:48.52
36.33	1:20.26	2:04.09
57 Reiter, Matt G	13 RSCA-OZ	2:48.75
38.35	1:25.19	2:10.34
58 Hurlock, Patrick M	13 NSC-IN	2:50.33
36.51	1:20.52	2:06.24

59 Graham, Eric C	13 CSP-OZ	2:51.34
38.17	1:21.65	2:07.82

#91 Girls Open 200 Meter Free

Sponsor: The O'Shea Family

Meet Record: 2:06.96R 2010 Lauren E Votava

Name	Age	Team	Finals Time
A - Final			
1 Garrison, Jessie L	15	LRAD-AR	2:09.01
30.29	1:02.73	1:35.71	2:09.01
2 Stoughton, Becky L	18	PAWW-IL	2:12.61
30.60	1:04.09	1:38.20	2:12.61
3 Stiegemeier, Grace G	15	CSP-OZ	2:13.55
30.88	1:04.52	1:38.71	2:13.55
4 Walker, Kelsie M	15	SALU-OZ	2:14.54
31.78	1:06.15	1:40.49	2:14.54
5 Holtzen, Jenny M	17	HAWG-AR	2:16.32
32.37	1:07.39	1:41.97	2:16.32
6 Grabill, Phoebe W	15	LA-MV	2:16.69
31.76	1:07.05	1:42.63	2:16.69
7 Wall, Maddie L	17	CSP-OZ	2:16.87
31.67	1:05.97	1:41.65	2:16.87
8 Maurer, Taylor M	16	CSP-OZ	2:18.76
32.49	1:07.89	1:44.29	2:18.76
B - Final			
9 Vitek, Elly C	16	WEST-IL	2:15.60
31.40	1:05.59	1:40.79	2:15.60
10 Worthington, Kristen F	16	WEST-IL	2:17.26
31.88	1:06.46	1:41.83	2:17.26
11 Krane, Elizabeth W	17	CSP-OZ	2:17.53
31.94	1:06.80	1:42.72	2:17.53
12 Mullenix, Morgan A	17	CSP-OZ	2:17.55
32.27	1:07.53	1:43.44	2:17.55
13 Howard, Mary Beth E	18	CSP-OZ	2:19.16
31.95	1:07.52	1:44.01	2:19.16
14 Metz, Emma C	15	SPA-AR	2:19.48
32.51	1:07.79	1:44.25	2:19.48
15 Coady, Jennifer J	16	WEST-IL	2:20.47
32.17	1:07.31	1:44.53	2:20.47
16 Kokenyesi, Rachel A	16	CSP-OZ	2:22.36
32.71	1:08.26	1:45.69	2:22.36
C - Final			
17 Carter-Brooks, Deneer	15	SPA-AR	2:14.06
31.68	1:06.19	1:40.48	2:14.06



CSP Tideriders Summer Invitational - 6/24/2011 to 6/26/2011

CSP Tideriders Summer Invitational, Sanction #: 5363

June 24 - 26, 2011

Results

C - Final ... (#91 Girls Open 200 Meter Free)

18 Fauska, Sarah R	15	CSP-OZ	2:14.20	13 Grabill, Phoebe W	15	LA-MV	2:16.65	34 Miller, Nicole E	18	PAWW-IL	2:21.48
31.86	1:05.89	1:40.58	2:14.20	32.33	1:06.97	1:42.35	2:16.65	32.48	1:08.07	1:45.00	2:21.48
19 Highlander, Emily J	17	CSP-OZ	2:20.52	14 Walker, Kelsie M	15	SALU-OZ	2:16.86	35 Eisenhut, Madeline M	15	NSC-IN	2:21.62
30.83	1:06.07	1:43.29	2:20.52	31.85	1:06.73	1:41.98	2:16.86	32.80	1:09.19	1:46.05	2:21.62
20 Podokshik, Masha	16	CSP-OZ	2:21.43	15 Hertzler, Aubrey K	19	SSC-IN	2:17.39	36 Podokshik, Masha	16	CSP-OZ	2:22.70
32.67	1:08.71	1:45.92	2:21.43	31.17	1:05.53	1:41.11	2:17.39	32.55	1:08.78	1:46.22	2:22.70
21 Debandt, Haley E	16	CSP-OZ	2:23.88	16 Holtzen, Jenny M	17	HAWG-AR	2:17.49	37 Milborn, Molly K	19	SSC-IN	2:22.75
32.72	1:08.99	1:46.79	2:23.88	32.79	1:07.73	1:42.91	2:17.49	33.05	1:09.19	1:46.39	2:22.75
22 Eisenhut, Madeline M	15	NSC-IN	2:24.16	17 Vitek, Elly C	16	WEST-IL	2:17.58	38 Odrowski, Annie M	15	LA-MV	2:22.79
32.81	1:09.71	1:47.69	2:24.16	31.76	1:06.01	1:41.76	2:17.58	32.50	1:08.47	1:46.04	2:22.79
23 Vance, Kelsea D	20	UN-AR	2:28.97	18 Mullenix, Morgan A	17	CSP-OZ	2:17.65	39 Fisher, Hannah M	15	PAWW-IL	2:22.96
33.06	1:10.97	1:50.92	2:28.97	32.56	1:08.20	1:43.79	2:17.65	32.51	1:09.06	1:45.78	2:22.96
				19 Krane, Elizabeth W	17	CSP-OZ	2:17.95	40 Whitbeck, Lizzy S	18	HAWG-AR	2:23.10
				31.88	1:06.93	1:42.79	2:17.95	33.71	1:10.25	1:46.96	2:23.10
				20 Howard, Mary Beth E	18	CSP-OZ	2:18.23	41 Heidkamp, Genna M	17	WEST-IL	2:23.20
				31.73	1:06.50	1:42.60	2:18.23	33.15	1:09.38	1:46.21	2:23.20
				21 Kokenyesi, Rachel A	16	CSP-OZ	2:18.46	42 Gibbons, Grace E	15	WEST-IL	2:23.79
				32.80	1:08.02	1:43.61	2:18.46	32.69	1:08.66	1:46.12	2:23.79
				22 Worthington, Kristen F	16	WEST-IL	2:18.98	43 Talley, Michal A	15	RPLX-OZ	2:24.14
				31.89	1:06.67	1:42.22	2:18.98	16.59	32.78	2:24.14	
				23 Coady, Jennifer J	16	WEST-IL	2:19.30	44 Hempen, Abby K	18	RPLX-OZ	2:24.16
				31.69	1:06.61	1:43.42	2:19.30	32.37	1:08.56	1:46.96	2:24.16
				24 Metz, Emma C	15	SPA-AR	2:19.48	45 George, Ellie M	15	CSP-OZ	2:25.11
				32.66	1:07.80	1:43.68	2:19.48	32.60	1:09.54	1:47.33	2:25.11
				25 Stein, Gretchen A	17	SPA-AR	2:19.91	46 Rater, Claire R	16	CSP-OZ	2:25.71
				32.20	1:07.41	1:43.72	2:19.91	34.79	1:12.27	1:49.54	2:25.71
				26 Chang, Ally	16	PAWW-IL	2:19.92	47 Barron, Maureen T	16	WEST-IL	2:26.08
				32.29	1:08.03	1:45.44	2:19.92	32.32	1:09.61	1:47.69	2:26.08
				27 Carter-Brooks, Deneer	15	SPA-AR	2:20.11	48 Sutton, Alexandria K	19	UN-AR	2:26.22
				32.04	1:07.51	1:44.11	2:20.11	16.65	32.52	2:26.22	
				28 Fauska, Sarah R	15	CSP-OZ	2:20.54	49 Veselik, Hannah V	17	WEST-IL	2:26.32
				31.83	1:06.78	1:43.16	2:20.54	32.78	1:09.69	1:48.18	2:26.32
				29 Vance, Kelsea D	20	UN-AR	2:20.93	50 Riegel, Meghan T	17	PKWY-OZ	2:26.33
				32.83	1:08.54	1:44.90	2:20.93	33.26	1:09.65	1:47.89	2:26.33
				30 Seidel, Kiersten R	16	PAWW-IL	2:20.99	51 Troy, Taylor N	17	WEST-IL	2:26.70
				32.77	1:08.88	1:45.80	2:20.99	33.97	1:10.79	1:48.82	2:26.70
				31 Highlander, Emily J	17	CSP-OZ	2:21.06	52 Coe, Courtney M	16	RPLX-OZ	2:27.03
				32.13	1:08.10	1:45.01	2:21.06	33.43	1:10.96	1:49.48	2:27.03
				32 Lunkenheimer, Lisa M	21	HAWG-AR	2:21.09	53 Newlon, Angela N	16	YOSI-OZ	2:27.35
				31.48	1:06.79	1:43.95	2:21.09	33.08	1:10.07	1:48.22	2:27.35
				33 Debandt, Haley E	16	CSP-OZ	2:21.47	54 Montgomery, Mikaela	15	CRCY-OZ	2:27.43
				33.28	1:09.65	1:45.86	2:21.47	33.13	1:10.99	1:50.59	2:27.43
								55 Iwanicki, Alex A	17	UN WE-IL	2:27.47
								32.34	1:08.66	1:47.85	2:27.47

#91 Girls Open 200 Meter Free

Sponsor: The O'Shea Family

Meet Record: 2:06.96R 2010 Lauren E Votava

Name	Age	Team	Prelim Time
Preliminaries			
1 Menzel, Nicole M	19	HAWG-AR	2:10.65
31.35	1:04.09	1:37.62	2:10.65
2 Templin, Alison M	21	UN-AR	2:10.90
31.25	1:04.33	1:37.70	2:10.90
3 Sverrisdottir, Sigrun B	21	HAWG-AR	2:11.61
30.81	1:04.00	1:38.18	2:11.61
*4 Stoughton, Becky L	18	PAWW-IL	2:12.87
31.46	1:05.67	1:39.87	2:12.87
*4 Hubbard, Courtney K	20	HAWG-AR	2:12.87
31.61	1:05.00	1:38.91	2:12.87
6 Whitbeck, Katie A	21	UN-AR	2:13.59
30.92	1:04.55	1:38.79	2:13.59
7 Braun, Liz A	18	HAWG-AR	2:13.75
32.49	1:06.41	1:40.26	2:13.75
8 Garrison, Jessie L	15	LRAD-AR	2:13.84
31.43	1:05.55	1:39.76	2:13.84
9 Stiegemeier, Grace G	15	CSP-OZ	2:15.73
31.46	1:05.59	1:40.59	2:15.73
10 Maurer, Taylor M	16	CSP-OZ	2:15.77
32.15	1:06.91	1:42.27	2:15.77
11 Freyman, Hannah M	17	PAWW-IL	2:15.91
30.87	1:05.01	1:40.57	2:15.91
12 Wall, Maddie L	17	CSP-OZ	2:16.15
31.87	1:06.15	1:41.08	2:16.15



CSP Tideriders Summer Invitational - 6/24/2011 to 6/26/2011

CSP Tideriders Summer Invitational, Sanction #: 5363

June 24 - 26, 2011

Results

Preliminaries ... (#91 Girls Open 200 Meter Free)

56	Shurmur, Allyson E	18	CSP-OZ	2:27.56
	34.04	1:11.04	1:49.33	2:27.56
57	Strickler, Alison C	16	RPLX-OZ	2:27.59
	33.09	1:09.95	1:49.36	2:27.59
58	Wickham, Haley R	16	WEST-IL	2:27.69
	32.88	1:10.24	1:49.21	2:27.69
59	Ross, Emily R	16	PKWY-OZ	2:27.84
	34.09	1:11.59	1:50.09	2:27.84
60	Spencer, Eryn R	17	RSCA-OZ	2:28.00
	32.90	1:10.54	1:49.31	2:28.00
61	Schneider, Dyana L	18	PKWY-OZ	2:28.08
	34.12	1:11.33	1:50.03	2:28.08
62	Reisinger, Lily V	15	CSP-OZ	2:28.68
	33.44	1:11.51	1:50.92	2:28.68
63	Baize, Alex A	15	NSC-IN	2:29.29
	32.72	1:10.09	1:49.64	2:29.29
64	Grimm, Kayla M	15	RPLX-OZ	2:29.46
	34.85	1:12.66	1:51.66	2:29.46
65	Mudd, Courtney N	17	SSC-IN	2:29.73
	33.92	1:12.16	1:51.21	2:29.73
66	Pavich, Lindsay M	17	WEST-IL	2:29.83
	33.71	1:11.13	1:50.83	2:29.83
67	King, Natalie G	15	UNA-OZ	2:30.16
	35.07	1:13.06	1:52.67	2:30.16
68	Querciagrossa, Katie F	15	PAWW-IL	2:30.39
	34.77	1:13.93	1:52.85	2:30.39
69	Barger, Sarah K	16	RSCA-OZ	2:31.44
	36.07	1:14.70	1:53.42	2:31.44
70	Wall, Emma R	16	SPA-AR	2:31.47
	36.26	1:14.84	1:54.21	2:31.47
71	Sikora, Danielle G	15	CSP-OZ	2:31.53
	34.38	1:12.48	1:52.81	2:31.53
72	Wittrock, Kaley A	20	JCAY-MV	2:31.90
	34.45	1:13.64	1:53.35	2:31.90
73	Shurmur, Erica L	17	CSP-OZ	2:32.59
	35.23	1:14.78	1:53.93	2:32.59
*74	Pircon, Sarah E	16	WEST-IL	2:32.89
	35.36	1:14.67	1:54.50	2:32.89
*74	Miles, Maggie M	15	PAWW-IL	2:32.89
	34.80	1:14.24	1:54.99	2:32.89
76	Stroud, Emily C	15	SALU-OZ	2:32.90
	34.81	1:13.82	1:54.12	2:32.90

77	Vinyard, Dana D	17	WEST-IL	2:33.07
	33.93	1:13.05	1:53.48	2:33.07
78	Rempe, Shannon K	17	PKWY-OZ	2:33.28
	34.03	1:12.17	1:52.19	2:33.28
79	Everett, Elizabeth M	15	WEST-IL	2:33.36
	35.05	1:13.95	1:54.39	2:33.36
80	Robinson, Ashley E	16	PKWY-OZ	2:33.39
	34.13	1:12.16	1:52.30	2:33.39
81	Kuan, Ashlee A	15	SALU-OZ	2:33.43
	35.74	1:14.00	1:54.06	2:33.43
82	Barron, Colleen K	15	WEST-IL	2:33.51
	33.20	1:12.00	1:52.86	2:33.51
83	Zinselmeier, Kaitlin E	16	PKWY-OZ	2:33.57
	35.08	1:14.42	1:54.31	2:33.57
84	Statzer, Gigi V	18	CSP-OZ	2:33.61
	33.81	1:12.14	1:53.12	2:33.61
85	Smarjesse, Cara R	16	PAWW-IL	2:34.98
	36.15	1:16.30	1:57.49	2:34.98
86	Donaldson, Emma L	17	NSC-IN	2:35.58
	35.19	1:14.50	1:55.28	2:35.58
87	Isaacson, Megan L	15	WEST-IL	2:36.85
	36.43	1:16.58	1:57.15	2:36.85
88	McBride, Erin M	17	CSP-OZ	2:37.00
	33.87	1:13.49	1:55.26	2:37.00
89	Thro, Gabrielle F	15	YOSI-OZ	2:37.10
	33.96	1:13.22	1:55.15	2:37.10
90	Miller, Kelly A	16	PAWW-IL	2:39.27
	36.46	1:16.68	1:58.49	2:39.27
91	Thoelke, Olivia M	15	RSCA-OZ	2:39.54
	36.07	1:17.44	1:59.58	2:39.54
92	Eberlin, Holly J	15	PKWY-OZ	2:39.60
	36.22	1:16.66	1:58.20	2:39.60
93	Feher, Savannah F	16	PKWY-OZ	2:40.33
	36.58	1:17.14	1:59.07	2:40.33
94	Krimmel, Gabby M	12	RPLX-OZ	2:40.86
	36.43	1:17.04	1:59.99	2:40.86
95	Nuetzel, Kelly C	16	RSCA-OZ	2:47.61
	36.91	1:18.94	2:02.92	2:47.61
---	Herbig, Julia M	17	CSP-OZ	DQ
	33.40	1:10.54	1:49.61	DQ

#92 Boys Open 200 Meter Free

Sponsor: The O'Shea Family

Meet Record: 1:57.51R 2010 Alex R Burtch

Name	Age	Team	Finals Time	
A - Final				
1	Glogoza, Alex J	17	CSP-OZ	2:00.58
	27.94	58.42	1:29.55	2:00.58
2	Schimmelpfenning, Ja	15	PAWW-IL	2:00.71
	29.04	1:00.24	1:30.81	2:00.71
3	Andregg, Zachary E	17	LA-MV	2:01.03
	28.31	58.97	1:30.57	2:01.03
*4	Sloan, Luke F	15	CSP-OZ	2:04.18
	28.75	1:00.21	1:32.79	2:04.18
*4	Baker, Ryan R	15	RPLX-OZ	2:04.18
	29.79	1:01.32	1:33.44	2:04.18
6	Querciagrossa, Jon L	18	PAWW-IL	2:04.96
	29.10	1:00.65	1:32.55	2:04.96
7	Thomas, Dexter W	17	HAWG-AR	2:08.31
	28.50	1:00.80	1:34.91	2:08.31
8	Wilmoth, Brooks B	19	LRAD-AR	2:08.46
	29.28	1:01.47	1:35.28	2:08.46
B - Final				
9	Butler, Philip J	16	NSC-IN	2:05.92
	29.75	1:02.17	1:34.76	2:05.92
10	Simek, Jerod W	20	RSCA-OZ	2:05.99
	29.70	1:01.68	1:34.34	2:05.99
11	Neaveill, Chris D	16	PAWW-IL	2:06.61
	29.77	1:02.52	1:35.40	2:06.61
12	Ries, Deven G	16	PAWW-IL	2:07.46
	30.27	1:03.32	1:36.11	2:07.46
13	Winck, John R	17	NSC-IN	2:08.92
	29.75	1:03.05	1:36.45	2:08.92
14	Wall, Patrick M	19	CSP-OZ	2:09.68
	30.84	1:04.16	1:37.64	2:09.68
15	Cross, Thomas B	15	SSC-IN	2:10.00
	31.30	1:03.67	1:36.95	2:10.00
16	Schroyer, Connor S	16	WEST-IL	2:13.43
	29.95	1:03.12	1:37.70	2:13.43
C - Final				
17	Marler, Justin K	16	RPLX-OZ	2:07.72
	29.74	1:02.66	1:35.84	2:07.72
18	Knasel, Garrett T	15	CSP-OZ	2:09.47
	30.06	1:02.77	1:36.26	2:09.47



CSP Tideriders Summer Invitational - 6/24/2011 to 6/26/2011

CSP Tideriders Summer Invitational, Sanction #: 5363

June 24 - 26, 2011

Results

C - Final ... (#92 Boys Open 200 Meter Free)

19	Haefner, Brandon D	15	HAWG-AR	2:10.73
	30.10	1:02.90	1:36.96	2:10.73
20	Fountain, Patrick D	17	RPLX-OZ	2:13.09
	30.82	1:04.73	1:39.45	2:13.09
21	Werkema, Sean R	17	WEST-IL	2:13.36
	30.75	1:04.43	1:39.05	2:13.36
22	Blethroad, Jack R	15	RPLX-OZ	2:14.44
	30.39	1:04.07	1:39.51	2:14.44
23	O'Shea, Will J	15	CSP-OZ	2:14.54
	30.92	1:05.27	1:40.02	2:14.54
24	Brand, William E	15	SPA-AR	2:15.13
	30.87	1:04.42	1:40.04	2:15.13

#92 Boys Open 200 Meter Free

Sponsor: The O'Shea Family

Meet Record: 1:57.51R 2010 Alex R Burtch

Name	Age	Team	Prelim Time	
Preliminaries				
1	Andregg, Zachary E	17	LA-MV	2:03.05
	28.90	1:00.73	1:32.85	2:03.05
2	Glogoz, Alex J	17	CSP-OZ	2:03.12
	28.92	1:00.38	1:32.01	2:03.12
3	Schimmelpfenning, Jai	15	PAWW-IL	2:03.44
	29.69	1:01.95	1:32.99	2:03.44
4	Querciagrossa, Jake J	20	UN WV-W	2:03.53
	29.32	1:01.03	1:32.33	2:03.53
5	Friedhoff, Cody L	19	CSP-OZ	2:04.42
	28.88	59.98	1:31.97	2:04.42
6	Elliott, Matt D	18	PAWW-IL	2:04.55
	29.29	1:01.22	1:33.45	2:04.55
7	Thomas, Dexter W	17	HAWG-AR	2:05.54
	29.40	1:01.57	1:33.94	2:05.54
8	Querciagrossa, Jon L	18	PAWW-IL	2:05.78
	30.27	1:02.04	1:34.57	2:05.78
9	Sloan, Luke F	15	CSP-OZ	2:06.41
	28.70	1:00.44	1:33.74	2:06.41
10	Wilmoth, Brooks B	19	LRAD-AR	2:07.06
	29.74	1:01.90	1:34.63	2:07.06
11	Baker, Ryan R	15	RPLX-OZ	2:07.41
	30.16	1:02.52	1:35.33	2:07.41
12	Simek, Jerod W	20	RSCA-OZ	2:07.62
	30.19	1:02.63	1:35.32	2:07.62

13	Butler, Philip J	16	NSC-IN	2:08.40
	30.71	1:03.35	1:36.17	2:08.40
14	Neaveill, Chris D	16	PAWW-IL	2:08.85
	30.20	1:02.98	1:35.99	2:08.85
15	Mielke, Derek T	15	PKWY-OZ	2:08.86
	29.50	1:02.32	1:35.70	2:08.86
16	Zeurcher, Zach M	17	SSC-IN	2:09.21
	29.97	1:01.83	1:35.54	2:09.21
17	Ries, Deven G	16	PAWW-IL	2:10.11
	30.22	1:04.72	1:38.59	2:10.11
18	Daminato, Josh A	16	RSCA-OZ	2:10.14
	29.30	1:01.71	1:36.59	2:10.14
19	Cross, Thomas B	15	SSC-IN	2:10.25
	31.30	1:02.60	1:36.37	2:10.25
20	Winck, John R	17	NSC-IN	2:10.26
	29.42	1:02.66	1:36.68	2:10.26
21	Hanold, Noah R	15	PAWW-IL	2:10.48
	30.52	1:04.04	1:37.80	2:10.48
22	Wall, Patrick M	19	CSP-OZ	2:10.97
	29.89	1:03.01	1:36.68	2:10.97
23	Schroyer, Connor S	16	WEST-IL	2:10.98
	30.13	1:03.25	1:36.76	2:10.98
24	Knasel, Garrett T	15	CSP-OZ	2:11.31
	30.38	1:03.35	1:37.33	2:11.31
25	Marler, Justin K	16	RPLX-OZ	2:11.43
	30.57	1:03.70	1:37.98	2:11.43
26	Haefner, Brandon D	15	HAWG-AR	2:11.47
	30.55	1:03.71	1:37.92	2:11.47
27	McGinnis, Connor J	17	SEAL-OZ	2:11.85
	30.83	1:04.24	1:38.04	2:11.85
28	Johnson, Luke C	16	SSC-IN	2:12.42
	30.34	1:03.60	1:38.44	2:12.42
29	Blethroad, Jack R	15	RPLX-OZ	2:12.92
	30.01	1:03.63	1:38.75	2:12.92
30	Brand, William E	15	SPA-AR	2:13.09
	30.34	1:04.60	1:39.73	2:13.09
*31	Fountain, Patrick D	17	RPLX-OZ	2:13.26
	30.20	1:03.72	1:38.36	2:13.26
*31	Werkema, Sean R	17	WEST-IL	2:13.26
	31.32	1:05.07	1:39.41	2:13.26
33	Kelley, Rick W	16	SSC-IN	2:13.29
	31.63	1:07.35	1:41.86	2:13.29

34	O'Shea, Will J	15	CSP-OZ	2:13.33
	30.96	1:05.57	1:39.48	2:13.33
*35	Schranck, Andrew F	21	EDWY-OZ	2:13.39
	30.81	1:04.96	1:39.57	2:13.39
*35	Suek, Nathan	16	UN WE-IL	2:13.39
	30.23	1:05.02	1:39.75	2:13.39
37	Harlan, Nick S	17	PAWW-IL	2:13.49
	30.70	1:04.54	1:39.66	2:13.49
38	Hunt, Austin A	16	HAWG-AR	2:13.65
	30.90	1:04.42	1:39.05	2:13.65
39	Chi, Will Y	17	PAWW-IL	2:13.83
	30.19	1:03.36	1:38.88	2:13.83
40	McCauley, Blake A	16	LRAD-AR	2:14.10
	31.71	1:06.20	1:40.46	2:14.10
41	Bish, Austin J	17	LRAD-AR	2:14.41
	30.12	1:03.67	1:38.89	2:14.41
42	Jacobson, Joshua G	19	EDWY-OZ	2:14.62
	31.32	1:05.34	1:40.35	2:14.62
43	Wiedeman, Evan J	19	SSC-IN	2:14.82
	30.73	1:04.94	1:40.83	2:14.82
44	Neaveill, Tyler A	18	PAWW-IL	2:14.93
	30.36	1:05.12	1:41.82	2:14.93
45	O'Malley, Ryan M	16	WEST-IL	2:15.03
	30.93	1:04.77	1:40.61	2:15.03
46	Weibel, Brendan A	15	WEST-IL	2:15.48
	32.12	1:06.01	1:40.61	2:15.48
47	Holland, Colton T	17	HAWG-AR	2:15.73
	31.72	1:05.90	1:40.97	2:15.73
48	Kraus, Mitch J	15	RPLX-OZ	2:15.80
	30.90	1:05.28	1:40.59	2:15.80
49	Brenner, Noah A	15	SSC-IN	2:16.11
	30.53	1:04.94	1:40.46	2:16.11
50	Masters, Michael J	16	SSC-IN	2:16.18
	32.13	1:06.87	1:42.39	2:16.18
51	Barnes, Elliott H	15	CSP-OZ	2:16.63
	30.23	1:04.06	1:40.03	2:16.63
52	Basler, Scott M	17	PKWY-OZ	2:16.76
	31.40	1:05.58	1:41.51	2:16.76
53	Schranck, Douglas E	21	EDWY-OZ	2:16.94
	31.00	1:05.63	1:41.28	2:16.94
54	Stein, Christopher M	15	SPA-AR	2:17.87
	31.75	1:06.76	1:42.61	2:17.87
55	Cathey, Brandon C	15	LRAD-AR	2:18.51
	31.57	1:06.98	1:43.92	2:18.51



CSP Tideriders Summer Invitational - 6/24/2011 to 6/26/2011

CSP Tideriders Summer Invitational, Sanction #: 5363

June 24 - 26, 2011

Results

Preliminaries ... (#92 Boys Open 200 Meter Free)

56	Bradley, Trevor J	17	NSC-IN	2:18.60
	32.24	1:07.13	1:42.97	2:18.60
57	Hall, Ryan G	17	SALU-OZ	2:18.83
	31.30	1:06.33	1:43.23	2:18.83
58	Beckmann, Christophe	15	CSP-OZ	2:19.20
	30.68	1:05.80	1:43.68	2:19.20
59	Domjan, Alec J	17	SEAL-OZ	2:19.61
	32.39	1:07.85	1:42.94	2:19.61
60	Macy, Ryan D	17	PKWY-OZ	2:20.18
	30.19	1:05.09	1:43.00	2:20.18
61	Harre, Jon A	19	CRCY-OZ	2:20.23
	30.60	1:06.14	1:43.34	2:20.23
62	Heye, Christopher W	15	LRAD-AR	2:20.48
	32.70	1:07.73	1:44.14	2:20.48
63	Bruder, Lucas A	17	RSCA-OZ	2:20.88
	31.06	1:07.19	1:44.11	2:20.88
64	Scott, Sam E	16	LRAD-AR	2:21.07
	30.86	1:06.63	1:43.94	2:21.07
65	Goodwin, Timothy C	16	PKWY-OZ	2:21.99
	32.98	1:09.23	1:45.33	2:21.99
66	Brunelli, Nicholas P	15	SSC-IN	2:22.35
	32.93	1:10.76	1:48.61	2:22.35
67	Candel, Alex A	16	WEST-IL	2:22.64
	32.43	1:09.86	1:47.23	2:22.64
68	Perry, Ryan A	17	SSC-IN	2:23.12
	31.56	1:08.85	1:46.33	2:23.12
69	Gill, Zach T	15	NSC-IN	2:23.14
	32.82	1:09.42	1:46.83	2:23.14
70	Mayfield, Jesse L	16	SCCY-OZ	2:23.92
	32.36	1:09.10	1:47.22	2:23.92
71	Adams, Cody L	18	YOSI-OZ	2:23.93
	31.15	1:06.85	1:45.92	2:23.93
72	Flockenhaus, Peter D	17	SSC-IN	2:24.02
	32.22	1:08.58	1:46.63	2:24.02
73	Bruder, Jeremy A	16	RSCA-OZ	2:24.65
	33.21	1:11.23	1:49.95	2:24.65
74	Crell, Jacob S	18	SSC-IN	2:24.76
	33.64	1:10.69	1:48.72	2:24.76
75	Mapel, Eddie A	16	WEST-IL	2:27.34
	33.11	1:10.46	1:49.92	2:27.34
76	Lewis, Zacher T	16	PKWY-OZ	2:30.72
	32.68	1:10.63	1:51.18	2:30.72

77	Wojtak, Jeremy J	15	PKWY-OZ	2:31.64
	34.38	1:12.85	1:52.91	2:31.64
78	Montgomery, Justin M	17	CRCY-OZ	2:32.68
	33.60	1:12.80	1:53.93	2:32.68
79	Wood, Bobby C	15	RPLX-OZ	2:33.77
	34.77	1:13.70	1:54.69	2:33.77
80	Koeniguer, Grant A	16	RSCA-OZ	2:34.22
	33.68	1:15.07	1:55.07	2:34.22
81	Peck, David A	15	PKWY-OZ	2:35.69
	34.47	1:14.80	1:56.37	2:35.69
82	Gibson, Blake R	16	EDWY-OZ	2:47.10
	37.60	1:20.42	2:04.59	2:47.10
83	Gibson, Jordan F	16	EDWY-OZ	2:54.61
	37.02	1:21.21	2:08.50	2:54.61

#93 Girls 13-14 100 Meter Fly

Sponsor: The O'Shea Family

Meet Record: 1:05.92R 2010 Hanna E House

Name	Age	Team	Finals Time
A - Final			
1	Caldwell, Courtney K	13	LA-MV 1:08.06
	32.60	1:08.06	
2	Farley-Sepe, Kierston	13	WEST-IL 1:08.40
	31.96	1:08.40	
3	Chon, Eun Sol	14	HAWG-AR 1:09.38
	33.50	1:09.38	
4	Sweet, Jordan L	13	LRAD-AR 1:10.37
	33.22	1:10.37	
5	Ries, Jordan E	14	PAWW-IL 1:10.75
	34.25	1:10.75	
6	Finlay, Sarah R	13	CSP-OZ 1:10.90
	34.04	1:10.90	
7	Holland, Carly F	14	HAWG-AR 1:10.97
	33.26	1:10.97	
8	Sutherlin, Kylie B	13	SSC-IN 1:12.72
	34.31	1:12.72	
B - Final			
9	Burleson, Shelby E	14	LRAD-AR 1:11.77
	34.13	1:11.77	
10	Beatty, Lauren E	14	SPA-AR 1:12.26
	33.62	1:12.26	
11	Welty, Lydia D	13	CSP-OZ 1:12.35
	34.62	1:12.35	

12	Sisson, Nikki L	14	SPA-AR	1:13.85
	34.21	1:13.85		
13	Schienvar, Karin E	13	LRAD-AR	1:14.55
	33.79	1:14.55		
14	Treski, Olivia C	14	NSC-IN	1:15.39
	34.98	1:15.39		
15	Nelson, Madeline G	14	SPA-AR	1:15.53
	34.65	1:15.53		
16	Haralson, Delaney L	13	LRAD-AR	1:17.71
	36.67	1:17.71		

#93 Girls 13-14 100 Meter Fly

Sponsor: The O'Shea Family

Meet Record: 1:05.92R 2010 Hanna E House

Name	Age	Team	Prelim Time
Preliminaries			
1	Farley-Sepe, Kierston	13	WEST-IL 1:08.69
	31.71	1:08.69	
2	Caldwell, Courtney K	13	LA-MV 1:08.82
	32.48	1:08.82	
3	Clevenger, Robyn N	13	SSC-IN 1:09.98
	32.32	1:09.98	
4	Ahls, Charlotte L	14	SSC-IN 1:10.54
	33.34	1:10.54	
5	Chon, Eun Sol	14	HAWG-AR 1:12.29
	33.58	1:12.29	
6	Holland, Carly F	14	HAWG-AR 1:12.59
	34.07	1:12.59	
7	Sweet, Jordan L	13	LRAD-AR 1:12.85
	33.49	1:12.85	
8	Sutherlin, Kylie B	13	SSC-IN 1:13.07
	33.93	1:13.07	
9	Ries, Jordan E	14	PAWW-IL 1:13.27
	34.42	1:13.27	
10	Finlay, Sarah R	13	CSP-OZ 1:13.40
	33.33	1:13.40	
11	Beatty, Lauren E	14	SPA-AR 1:13.42
	33.84	1:13.42	
12	Burleson, Shelby E	14	LRAD-AR 1:13.54
	34.29	1:13.54	
13	Sisson, Nikki L	14	SPA-AR 1:14.99
	34.12	1:14.99	
14	Barnes, Allie L	13	SSC-IN 1:15.31
	34.57	1:15.31	



CSP Tideriders Summer Invitational - 6/24/2011 to 6/26/2011

CSP Tideriders Summer Invitational, Sanction #: 5363

June 24 - 26, 2011

Results

Preliminaries ... (#93 Girls 13-14 100 Meter Fly)

15	Welty, Lydia D	13	CSP-OZ	1:15.68
	35.40	1:15.68		
16	Treski, Olivia C	14	NSC-IN	1:15.96
	34.68	1:15.96		
17	Schienvar, Karin E	13	LRAD-AR	1:16.45
	35.10	1:16.45		
18	Nelson, Madeline G	14	SPA-AR	1:16.75
	35.26	1:16.75		
19	Smarjesse, Kate H	14	PAWW-IL	1:16.81
	36.03	1:16.81		
20	Haralson, Delaney L	13	LRAD-AR	1:17.12
	36.24	1:17.12		
21	Maurer, Nicole A	14	CSP-OZ	1:17.56
	37.07	1:17.56		
22	Mudd, Natalie M	13	SSC-IN	1:18.17
	36.11	1:18.17		
23	Sheets, Payton C	14	SPA-AR	1:18.22
	35.80	1:18.22		
24	Wilkes, Jenna M	14	PKWY-OZ	1:18.37
	37.13	1:18.37		
25	Jarosinski, Jenna K	13	SSC-IN	1:18.45
	37.04	1:18.45		
26	Adams, Ashton E	13	PAWW-IL	1:19.19
	36.95	1:19.19		
27	Reichert, Ashley A	14	CSP-OZ	1:19.25
	36.41	1:19.25		
28	Kennedy, Katie M	13	SSC-IN	1:19.28
	37.76	1:19.28		
29	Malloy, Megan E	14	CSP-OZ	1:19.75
	36.80	1:19.75		
30	Haerle, Sarah W	13	NSC-IN	1:20.69
	38.21	1:20.69		
31	Daniels, Ashley N	13	CSP-OZ	1:21.13
	38.36	1:21.13		
32	Leif, Hannah R	13	SPA-AR	1:21.30
	37.47	1:21.30		
33	Chadwell, Emma N	14	SPA-AR	1:21.40
	37.25	1:21.40		
34	Wiley, Claire E	13	PKWY-OZ	1:21.45
	38.64	1:21.45		
35	Womack, Haley E	13	HAWG-AR	1:22.35
	36.53	1:22.35		

36	Katz, Julia M	13	NSC-IN	1:23.23
	38.62	1:23.23		
37	Junker, Ellie A	13	YOSI-OZ	1:23.30
	37.69	1:23.30		
38	Ratliff, Emily E	13	SSC-IN	1:24.64
	39.80	1:24.64		
39	Booth, Hannah L	13	SSC-IN	1:25.36
	39.14	1:25.36		
40	Zidell, Caroline A	13	WEST-IL	1:27.54
	39.59	1:27.54		
41	Larkin, McKayla L	13	SPA-AR	1:28.50
	39.35	1:28.50		
42	Vanronzelen, Hailey A	14	JCAY-MV	1:28.98
	39.51	1:28.98		
43	Miller, Jacqueline E	13	PKWY-OZ	1:31.42
	41.62	1:31.42		
44	Bale, Sammy M	13	CSP-OZ	1:32.85
	44.32	1:32.85		
45	Ryan, Jessica C	13	CSP-OZ	1:33.11
	42.64	1:33.11		
46	O'Leary, Mary Kathryn	14	CSP-OZ	1:34.80
	43.59	1:34.80		
47	Baker, Elizabeth J	13	CSP-OZ	1:36.09
	41.93	1:36.09		
48	Allen, Sophie J	13	CSP-OZ	1:40.93
	45.37	1:40.93		
49	Wolfgram, Lizzie A	13	CSP-OZ	1:42.02
	45.19	1:42.02		
---	Rinder, Morgan S	14	UNA-OZ	DQ
	40.37	DQ		

#94 Boys 13-14 100 Meter Fly

Meet Record: 1:01.17R 2009 Alex C Keller

Name	Age	Team	Finals Time
A - Final			
1	Young, Joe A	14	SSC-IN 1:07.98
	32.14	1:07.98	
2	Bousky, Alex J	14	PAWW-IL 1:08.84
	33.40	1:08.84	
3	Hedgecock, John N	14	HAWG-AR 1:10.17
	33.74	1:10.17	
4	Workman, Sean C	14	YOSI-OZ 1:10.83
	33.45	1:10.83	
5	Clark, Wilson L	14	SSC-IN 1:10.86
	32.42	1:10.86	

6	Reichert, Christopher	14	CSP-OZ	1:11.26
	33.30	1:11.26		
7	Tieke, Zach W	14	WEST-IL	1:12.39
	33.78	1:12.39		
---	Bish, Blair C	14	LRAD-AR	DQ
	30.72	DQ		

B - Final

9	Thayer, Jonathan T	14	RPLX-OZ	1:12.44
	33.56	1:12.44		
10	Bailey, Cody A	14	SALU-OZ	1:12.77
	35.41	1:12.77		
11	Kratka, Martin D	14	WEST-IL	1:14.52
	32.95	1:14.52		
12	Kulczak, Nathan P	14	RPLX-OZ	1:16.02
	33.93	1:16.02		
13	Knasel, Justin K	14	CSP-OZ	1:16.34
	34.99	1:16.34		
14	Halliburton, T.J. J	13	UNA-OZ	1:16.93
	36.27	1:16.93		
15	Neaveill, Sam N	13	PAWW-IL	1:18.90
	36.60	1:18.90		
---	Beam, Austin H	13	EDWY-OZ	DQ
	34.39	DQ		

#94 Boys 13-14 100 Meter Fly

Meet Record: 1:01.17R 2009 Alex C Keller

Name	Age	Team	Prelim Time
Preliminaries			
1	Bish, Blair C	14	LRAD-AR 1:08.29
	31.63	1:08.29	
2	Young, Joe A	14	SSC-IN 1:09.47
	32.13	1:09.47	
3	Bousky, Alex J	14	PAWW-IL 1:09.95
	32.81	1:09.95	
4	Clark, Wilson L	14	SSC-IN 1:10.68
	32.44	1:10.68	
5	Reichert, Christopher	14	CSP-OZ 1:10.91
	32.82	1:10.91	
6	Tieke, Zach W	14	WEST-IL 1:11.35
	31.50	1:11.35	
7	Hedgecock, John N	14	HAWG-AR 1:11.81
	33.61	1:11.81	
8	Workman, Sean C	14	YOSI-OZ 1:12.10
	33.96	1:12.10	



CSP Tideriders Summer Invitational - 6/24/2011 to 6/26/2011

CSP Tideriders Summer Invitational, Sanction #: 5363

June 24 - 26, 2011

Results

Preliminaries ... (#94 Boys 13-14 100 Meter Fly)

9	Thayer, Jonathan T	14	RPLX-OZ	1:13.52
	33.86	1:13.52		
10	Teague, Levi C	14	SSC-IN	1:13.59
	33.97	1:13.59		
11	Tierney, Dixon H	13	SSC-IN	1:13.87
	34.54	1:13.87		
12	Kratka, Martin D	14	WEST-IL	1:14.00
	33.38	1:14.00		
13	Bailey, Cody A	14	SALU-OZ	1:14.78
	34.83	1:14.78		
14	Kulczak, Nathan P	14	RPLX-OZ	1:14.90
	34.35	1:14.90		
15	Ross, Joe A	13	PKWY-OZ	1:15.36
	34.54	1:15.36		
*16	Beam, Austin H	13	EDWY-OZ	1:15.59
	34.85	1:15.59		
*16	Knasel, Justin K	14	CSP-OZ	J1:17.74
	35.70	1:17.74		

Swim-Off Required

17	Kolleck, Trey A	14	NSC-IN	1:16.14
	34.88	1:16.14		
18	O'Bryan, Lucas K	14	WEST-IL	1:16.17
	34.77	1:16.17		
19	Halliburton, T.J. J	13	UNA-OZ	1:16.20
	35.48	1:16.20		
20	Wood, Brisco A	13	SSC-IN	1:16.63
	35.77	1:16.63		
21	Christensen, Luke T	13	PKWY-OZ	1:16.77
	35.86	1:16.77		
22	Neaveill, Sam N	13	PAWW-IL	1:17.74
	35.95	1:17.74		
24	Smith, Craig J	13	WEST-IL	1:18.07
	36.26	1:18.07		
25	Tyre, Jared A	13	PAWW-IL	1:18.45
	35.86	1:18.45		
26	Edwards, Benjamin F	13	CSP-OZ	1:19.07
	37.54	1:19.07		
27	Pircon, Adam W	14	WEST-IL	1:19.48
	36.24	1:19.48		
28	Brunelli, Brandon C	13	SSC-IN	1:19.61
	36.83	1:19.61		

29	McBride, Brett P	14	CSP-OZ	1:19.84
	36.07	1:19.84		
30	Nester, Michael D	13	CSP-OZ	1:20.35
	36.88	1:20.35		
31	Heye, Thomas E	13	LRAD-AR	1:20.52
	38.64	1:20.52		
32	Powell, Brian R	13	WEST-IL	1:22.60
	37.25	1:22.60		
33	Reiter, Matt G	13	RSCA-OZ	1:23.05
	37.98	1:23.05		
34	Wilson, Harrison D	14	NSC-IN	1:24.37
	36.74	1:24.37		
35	Heidecker, Josh J	14	NSC-IN	1:25.38
	38.32	1:25.38		
36	Crocker, Peter B	13	CSP-OZ	1:30.85
	41.66	1:30.85		
37	Graham, Eric C	13	CSP-OZ	1:34.27
	43.30	1:34.27		
38	Litteken, Andrew J	14	CSP-OZ	1:34.44
	41.58	1:34.44		
39	Hurlock, Patrick M	13	NSC-IN	1:39.69
	46.15	1:39.69		
---	Hewett, Ben F	14	WEST-IL	DQ
	35.51	DQ		

5	Wall, Emma R	16	SPA-AR	1:09.49
	32.87	1:09.49		
6	Kearbey, Katie E	17	SPA-AR	1:09.50
	32.89	1:09.50		
7	Heidkamp, Genna M	17	WEST-IL	1:09.93
	32.43	1:09.93		
8	Montgomery, Mikaela	15	CRCY-OZ	1:11.85
	32.63	1:11.85		

B - Final

9	Schroeder, Maria N	15	RPLX-OZ	1:07.49
	32.10	1:07.49		
10	Coe, Courtney M	16	RPLX-OZ	1:07.66
	32.34	1:07.66		
11	Krane, Elizabeth W	17	CSP-OZ	1:10.35
	33.65	1:10.35		
12	Crocker, Samm J	15	CSP-OZ	1:11.43
	34.40	1:11.43		
13	Highlander, Emily J	17	CSP-OZ	1:11.59
	33.11	1:11.59		
14	Grabill, Reese H	17	LA-MV	1:11.99
	33.94	1:11.99		
15	Veselik, Hannah V	17	WEST-IL	1:12.33
	33.36	1:12.33		
16	Kokenyesi, Rachel A	16	CSP-OZ	1:12.34
	34.03	1:12.34		

C - Final

17	Iwanicki, Alex A	17	UN WE-IL	1:10.53
	32.64	1:10.53		
18	Glogoza, Meghan E	16	CSP-OZ	1:12.48
	34.13	1:12.48		
19	Grabill, Phoebe W	15	LA-MV	1:12.51
	33.74	1:12.51		
20	Holtzen, Jenny M	17	HAWG-AR	1:12.70
	34.27	1:12.70		
21	Miller, Nicole E	18	PAWW-IL	1:13.16
	34.71	1:13.16		
22	George, Ellie M	15	CSP-OZ	1:13.37
	34.34	1:13.37		
23	Metz, Emma C	15	SPA-AR	1:14.15
	34.90	1:14.15		
24	Debandt, Haley E	16	CSP-OZ	1:16.54
	34.80	1:16.54		

#94S Boys 13-14 100 Meter Fly Swim-off

Meet Record: 1:02.74R 2008 Tim D O'Brien

Name	Age	Team	Prelim Time
------	-----	------	-------------

Preliminaries - Swim-off

1	Knasel, Justin K	14	CSP-OZ	1:14.42
2	Neaveill, Sam N	13	PAWW-IL	1:15.24

#95 Girls Open 100 Meter Fly


Sponsor: The Pasquariello Family

Meet Record: 1:04.38R 2010 Katie A Whitbeck

Name	Age	Team	Finals Time
------	-----	------	-------------

A - Final

1	Garrison, Jessie L	15	LRAD-AR	1:05.42
	30.86	1:05.42		
2	Portela, Chloe N	18	LA-MV	1:06.74
	30.48	1:06.74		
3	Wall, Maddie L	17	CSP-OZ	1:08.61
	32.15	1:08.61		
4	Stoughton, Becky L	18	PAWW-IL	1:08.81
	32.21	1:08.81		



CSP Tideriders Summer Invitational - 6/24/2011 to 6/26/2011

CSP Tideriders Summer Invitational, Sanction #: 5363

June 24 - 26, 2011

Results

#95 Girls Open 100 Meter Fly

Sponsor: The Pasquariello Family

Meet Record: 1:04.38R 2010 Katie A Whitbeck

Name	Age	Team	Prelim Time
Preliminaries			
1 Whitbeck, Katie A	21	UN-AR	1:05.18
	30.52	1:05.18	
2 Portela, Chloe N	18	LA-MV	1:06.90
	31.09	1:06.90	
3 Wall, Maddie L	17	CSP-OZ	1:08.09
	32.17	1:08.09	
4 Sverrisdottir, Sigrun B	21	HAWG-AR	1:08.26
	31.97	1:08.26	
5 Lunkenheimer, Lisa M	21	HAWG-AR	1:08.27
	31.90	1:08.27	
6 Kucherich, Julia A	19	UN-AR	1:08.52
	32.92	1:08.52	
7 Kearbey, Katie E	17	SPA-AR	1:08.71
	33.87	1:08.71	
8 Braun, Liz A	18	HAWG-AR	1:08.75
	32.12	1:08.75	
9 Stoughton, Becky L	18	PAWW-IL	1:09.77
	32.26	1:09.77	
10 Garrison, Jessie L	15	LRAD-AR	1:10.07
	32.78	1:10.07	
11 Templin, Alison M	21	UN-AR	1:10.26
	33.50	1:10.26	
12 Wall, Emma R	16	SPA-AR	1:10.34
	33.52	1:10.34	
13 Heidkamp, Genna M	17	WEST-IL	1:10.58
	32.44	1:10.58	
14 Montgomery, Mikaela	15	CRCY-OZ	1:10.80
	32.46	1:10.80	
15 Krane, Elizabeth W	17	CSP-OZ	1:10.84
	33.93	1:10.84	
*16 Hubbard, Courtney K	20	HAWG-AR	1:11.14
	33.26	1:11.14	
*16 Kokenyesi, Rachel A	16	CSP-OZ	1:11.14
	34.23	1:11.14	
Swim-Off Required			
18 Schroeder, Maria N	15	RPLX-OZ	1:11.17
	33.65	1:11.17	

19 Goessling, Annie B	17	CSP-OZ	1:11.36				
	34.63	1:11.36					
20 Hertzler, Aubrey K	19	SSC-IN	1:11.41				
	33.60	1:11.41					
21 Crocker, Samm J	15	CSP-OZ	1:11.51				
	33.74	1:11.51					
22 Coe, Courtney M	16	RPLX-OZ	1:11.56				
	34.22	1:11.56					
23 O'Grady, Courtney E	21	HAWG-AR	1:11.70				
	34.03	1:11.70					
24 Stein, Gretchen A	17	SPA-AR	1:12.20				
	33.62	1:12.20					
25 Milborn, Molly K	19	SSC-IN	1:12.26				
	33.70	1:12.26					
26 Grabill, Reese H	17	LA-MV	1:12.59				
	33.77	1:12.59					
27 Highlander, Emily J	17	CSP-OZ	1:12.77				
	33.78	1:12.77					
28 Veselik, Hannah V	17	WEST-IL	1:12.95				
	33.58	1:12.95					
29 Holtzen, Jenny M	17	HAWG-AR	1:13.09				
	34.30	1:13.09					
30 Iwanicki, Alex A	17	UN WE-IL	1:13.66				
	33.83	1:13.66					
31 Seidel, Kiersten R	16	PAWW-IL	1:13.87				
	35.43	1:13.87					
32 Glogoza, Meghan E	16	CSP-OZ	1:13.91				
	34.45	1:13.91					
33 Maurer, Taylor M	16	CSP-OZ	1:13.95				
	35.17	1:13.95					
34 Grabill, Phoebe W	15	LA-MV	1:14.21				
	33.58	1:14.21					
35 Metz, Emma C	15	SPA-AR	1:14.24				
	34.99	1:14.24					
36 George, Ellie M	15	CSP-OZ	1:14.25				
	34.82	1:14.25					
37 Miller, Nicole E	18	PAWW-IL	1:14.38				
	34.91	1:14.38					
38 Debandt, Haley E	16	CSP-OZ	1:14.40				
	34.45	1:14.40					
39 Walker, Kelsie M	15	SALU-OZ	1:14.49				
	34.90	1:14.49					
*40 Schneider, Dyana L	18	PKWY-OZ	1:14.65				
	35.18	1:14.65					
*40 Rater, Claire R	16	CSP-OZ	1:14.65				
	35.24	1:14.65					
42 Wittrock, Kaley A	20	JCAY-MV	1:14.71				
	35.34	1:14.71					
43 Chang, Ally	16	PAWW-IL	1:15.33				
	35.21	1:15.33					
44 Newlon, Angela N	16	YOSI-OZ	1:15.53				
	35.79	1:15.53					
45 Ross, Emily R	16	PKWY-OZ	1:15.74				
	35.37	1:15.74					
46 Burroughs, Andi C	16	LRAD-AR	1:15.77				
	35.12	1:15.77					
47 Mullenix, Morgan A	17	CSP-OZ	1:16.07				
	35.51	1:16.07					
48 Troy, Taylor N	17	WEST-IL	1:16.70				
	36.00	1:16.70					
49 Thompson, Rachel M	17	SSC-IN	1:16.81				
	34.91	1:16.81					
50 Stiegemeier, Grace G	15	CSP-OZ	1:16.84				
	36.02	1:16.84					
51 Shurmur, Erica L	17	CSP-OZ	1:17.16				
	35.58	1:17.16					
52 Worthington, Kristen F	16	WEST-IL	1:17.67				
	34.94	1:17.67					
53 Freyman, Hannah M	17	PAWW-IL	1:17.83				
	35.43	1:17.83					
54 Baize, Alex A	15	NSC-IN	1:17.87				
	36.61	1:17.87					
55 Fisher, Hannah M	15	PAWW-IL	1:17.88				
	35.51	1:17.88					
56 Mudd, Courtney N	17	SSC-IN	1:18.28				
	35.74	1:18.28					
57 Talley, Michal A	15	RPLX-OZ	1:18.94				
	36.34	1:18.94					
58 Herbig, Julia M	17	CSP-OZ	1:19.12				
	36.24	1:19.12					
59 Robinson, Ashley E	16	PKWY-OZ	1:19.13				
	37.02	1:19.13					
60 Sutton, Alexandria K	19	UN-AR	1:19.25				
	34.89	1:19.25					
61 Miles, Maggie M	15	PAWW-IL	1:19.35				
	37.87	1:19.35					
62 Carter-Brooks, Deneer	15	SPA-AR	1:19.87				
	36.40	1:19.87					



CSP Tideriders Summer Invitational - 6/24/2011 to 6/26/2011

CSP Tideriders Summer Invitational, Sanction #: 5363

June 24 - 26, 2011

Results

Preliminaries ... (#95 Girls Open 100 Meter Fly)

63	Thro, Gabrielle F	15	YOSI-OZ	1:19.94
				38.28 1:19.94
64	Zinselmeier, Kaitlin E	16	PKWY-OZ	1:19.98
				37.98 1:19.98
65	Spencer, Eryn R	17	RSCA-OZ	1:19.99
				37.36 1:19.99
66	Barron, Maureen T	16	WEST-IL	1:20.51
				36.61 1:20.51
67	Bach, Meghan	15	CSP-OZ	1:21.35
				37.75 1:21.35
68	Querciagrossa, Katie F	15	PAWW-IL	1:22.08
				37.50 1:22.08
69	Rempe, Shannon K	17	PKWY-OZ	1:22.49
				37.35 1:22.49
70	Rill, Gigi P	15	CSP-OZ	1:23.68
				39.19 1:23.68
71	McBride, Erin M	17	CSP-OZ	1:23.87
				38.21 1:23.87
72	Fauska, Sarah R	15	CSP-OZ	1:23.94
				38.18 1:23.94
73	Kuan, Ashlee A	15	SALU-OZ	1:24.16
				40.07 1:24.16
74	Reisinger, Lily V	15	CSP-OZ	1:24.64
				37.99 1:24.64
75	Koss, Boo D	14	SPA-AR	1:25.30
				38.48 1:25.30
76	Eberlin, Holly J	15	PKWY-OZ	1:25.61
				39.95 1:25.61
77	King, Natalie G	15	UNA-OZ	1:26.14
				39.52 1:26.14
78	Franks, Jillian E	15	CSP-OZ	1:26.30
				36.99 1:26.30
79	Pircon, Sarah E	16	WEST-IL	1:27.04
				39.27 1:27.04
80	Vinyard, Dana D	17	WEST-IL	1:27.53
				38.54 1:27.53
81	Thoelke, Olivia M	15	RSCA-OZ	1:27.57
				41.18 1:27.57
82	Smarjesse, Cara R	16	PAWW-IL	1:28.97
				39.86 1:28.97
83	Miller, Kelly A	16	PAWW-IL	1:30.49
				40.55 1:30.49

84	Isaacson, Megan L	15	WEST-IL	1:36.19
				42.29 1:36.19
---	Vance, Kelsea D	20	UN-AR	DQ
				33.14 DQ

#96 Boys Open 100 Meter Fly

Sponsor: The Pasquariello Family

Meet Record: 57.42R 2009 Ellis Miller

Name Age Team Finals Time

A - Final

1	Elliott, Matt D	18	PAWW-IL	58.91
				27.73 58.91
2	Schranck, Andrew F	21	EDWY-OZ	59.47
				27.76 59.47
3	Sloan, Ben P	16	LA-MV	59.65
				27.97 59.65
4	Benage, Tim C	18	CSP-OZ	59.70
				27.59 59.70
5	Neaveill, Chris D	16	PAWW-IL	1:01.01
				28.49 1:01.01
6	Nordike, Joshua B	16	CRCY-OZ	1:01.25
				28.32 1:01.25
7	Neaveill, Tyler A	18	PAWW-IL	1:03.09
				28.96 1:03.09
8	Andregg, Zachary E	17	LA-MV	1:03.85
				29.39 1:03.85

B - Final

9	Schranck, Douglas E	21	EDWY-OZ	1:00.90
				28.45 1:00.90
10	Schimmelpfenning, Ja	15	PAWW-IL	1:01.59
				28.75 1:01.59
11	Jacobson, Joshua G	19	EDWY-OZ	1:02.28
				29.85 1:02.28
12	Sun, Ravi W	16	LRAD-AR	1:02.40
				29.88 1:02.40
13	Querciagrossa, Jon L	18	PAWW-IL	1:02.95
				30.38 1:02.95
14	Butler, Philip J	16	NSC-IN	1:04.49
				30.28 1:04.49
15	Brand, William E	15	SPA-AR	1:04.95
				30.32 1:04.95
16	Noble, Easton W	16	CSP-OZ	1:05.85
				30.27 1:05.85

C - Final

17	Peters, Bryce A	17	WEST-IL	1:02.31
				29.02 1:02.31
18	Bish, Austin J	17	LRAD-AR	1:04.02
				29.63 1:04.02
*19	Suek, Nathan	16	UN WE-IL	1:04.49
				29.74 1:04.49
*19	Schildknecht, Calvin F	26	LRAD-AR	1:04.49
				29.43 1:04.49
21	Finlay, Jack B	15	CSP-OZ	1:05.95
				30.70 1:05.95
22	Knasel, Garrett T	15	CSP-OZ	1:07.47
				31.74 1:07.47
23	Blethroad, Jack R	15	RPLX-OZ	1:07.67
				31.40 1:07.67
24	Cohen, Stephen G	19	SALU-OZ	1:08.80
				30.82 1:08.80

#96 Boys Open 100 Meter Fly

Sponsor: The Pasquariello Family

Meet Record: 57.42R 2009 Ellis Miller

Name Age Team Prelim Time

Preliminaries

1	Elliott, Matt D	18	PAWW-IL	1:00.73
				28.66 1:00.73
2	Benage, Tim C	18	CSP-OZ	1:00.81
				28.18 1:00.81
3	Sloan, Ben P	16	LA-MV	1:00.85
				28.38 1:00.85
4	Nordike, Joshua B	16	CRCY-OZ	1:02.07
				28.64 1:02.07
5	Neaveill, Chris D	16	PAWW-IL	1:02.21
				29.25 1:02.21
6	Schranck, Andrew F	21	EDWY-OZ	1:02.42
				29.61 1:02.42
7	Andregg, Zachary E	17	LA-MV	1:02.94
				29.07 1:02.94
8	Neaveill, Tyler A	18	PAWW-IL	1:03.08
				28.91 1:03.08
9	Schranck, Douglas E	21	EDWY-OZ	1:03.37
				29.51 1:03.37
10	Schimmelpfenning, Ja	15	PAWW-IL	1:03.67
				29.88 1:03.67



CSP Tideriders Summer Invitational - 6/24/2011 to 6/26/2011

CSP Tideriders Summer Invitational, Sanction #: 5363

June 24 - 26, 2011

Results

Preliminaries ... (#96 Boys Open 100 Meter Fly)


11	Haefner, Michael J	21	CARD-KY	1:03.69	31	Masters, Michael J	16	SSC-IN	1:07.01	53	Cross, Thomas B	15	SSC-IN	1:10.27
	29.19	1:03.69				31.02	1:07.01				32.30	1:10.27		
12	Kelley, Rick W	16	SSC-IN	1:03.80	32	Bish, Austin J	17	LRAD-AR	1:07.16	54	Hall, Ryan G	17	SALU-OZ	1:10.67
	29.21	1:03.80				30.50	1:07.16				32.74	1:10.67		
13	Jacobson, Joshua G	19	EDWY-OZ	1:04.34	33	Fountain, Patrick D	17	RPLX-OZ	1:07.61	55	Cathey, Brandon C	15	LRAD-AR	1:10.72
	29.96	1:04.34				32.02	1:07.61				33.81	1:10.72		
14	Butler, Philip J	16	NSC-IN	1:04.60	*34	Knasel, Garrett T	15	CSP-OZ	1:07.65	56	Scott, Sam E	16	LRAD-AR	1:10.76
	30.41	1:04.60				31.85	1:07.65				33.27	1:10.76		
15	Querciagrossa, Jake J	20	UN WV-W	1:04.73	*34	Blethroad, Jack R	15	RPLX-OZ	1:07.65	57	Heye, Christopher W	15	LRAD-AR	1:11.44
	30.42	1:04.73				31.03	1:07.65				33.48	1:11.44		
16	Sun, Ravi W	16	LRAD-AR	1:04.74	36	Peters, Bryce A	17	WEST-IL	1:07.77	58	Goodwin, Timothy C	16	PKWY-OZ	1:11.99
	30.75	1:04.74				30.95	1:07.77				33.70	1:11.99		
17	Querciagrossa, Jon L	18	PAWW-IL	1:04.84	37	Flockenhaus, Peter D	17	SSC-IN	1:08.01	59	Adams, Cody L	18	YOSI-OZ	1:12.05
	30.22	1:04.84				31.69	1:08.01				32.00	1:12.05		
18	Brand, William E	15	SPA-AR	1:04.85	38	Thomas, Dexter W	17	HAWG-AR	1:08.77	60	O'Malley, Ryan M	16	WEST-IL	1:12.07
	30.32	1:04.85				31.65	1:08.77				32.56	1:12.07		
19	Russell, Jackson T	15	SSC-IN	1:05.29	39	Wall, Patrick M	19	CSP-OZ	1:08.78	61	Barnes, Elliott H	15	CSP-OZ	1:12.22
	32.17	1:05.29				32.19	1:08.78				33.05	1:12.22		
20	Wood, Steve S	21	SALU-OZ	1:05.42	40	Macy, Ryan D	17	PKWY-OZ	1:08.79	62	Schroyer, Connor S	16	WEST-IL	1:12.27
	30.26	1:05.42				31.81	1:08.79				31.41	1:12.27		
21	Parsons, Dustin L	16	SEAL-OZ	1:05.75	41	Marler, Justin K	16	RPLX-OZ	1:08.80	63	Brenner, Noah A	15	SSC-IN	1:12.70
	30.79	1:05.75				31.72	1:08.80				33.65	1:12.70		
*22	Noble, Easton W	16	CSP-OZ	1:05.76	42	Newton, Destry A	18	CSP-OZ	1:08.86	64	Munk, Connor J	16	LA-MV	1:12.83
	30.63	1:05.76				31.60	1:08.86				33.70	1:12.83		
*22	Simek, Andrew D	20	RSCA-OZ	1:05.76	*43	McGinnis, Connor J	17	SEAL-OZ	1:08.95	65	Wiedeman, Evan J	19	SSC-IN	1:13.65
	30.34	1:05.76				32.04	1:08.95				32.44	1:13.65		
24	Baker, Ryan R	15	RPLX-OZ	1:05.83	*43	Hunt, Austin A	16	HAWG-AR	1:08.95	66	Mayfield, Jesse L	16	SCCY-OZ	1:13.79
	31.49	1:05.83				32.46	1:08.95				34.02	1:13.79		
25	Suek, Nathan	16	UN WE-IL	1:05.95	45	Ries, Deven G	16	PAWW-IL	1:09.00	67	Peck, David A	15	PKWY-OZ	1:15.06
	30.60	1:05.95				32.08	1:09.00				35.28	1:15.06		
26	Zeurcher, Zach M	17	SSC-IN	1:06.02	46	Mielke, Derek T	15	PKWY-OZ	1:09.31	68	Domjan, Alec J	17	SEAL-OZ	1:15.69
	31.03	1:06.02				32.23	1:09.31				35.21	1:15.69		
27	Chi, Will Y	17	PAWW-IL	1:06.03	*47	Simek, Jerod W	20	RSCA-OZ	1:09.37	69	Werkema, Sean R	17	WEST-IL	1:15.98
	31.25	1:06.03				31.87	1:09.37				33.63	1:15.98		
28	Finlay, Jack B	15	CSP-OZ	1:06.17	*47	Baker, Collin M	17	SSC-IN	1:09.37	70	Koeniguer, Grant A	16	RSCA-OZ	1:29.67
	30.80	1:06.17				31.93	1:09.37				40.13	1:29.67		
29	Schildknecht, Calvin E	26	LRAD-AR	1:06.46	49	Kraus, Mitch J	15	RPLX-OZ	1:09.39					
	30.55	1:06.46				31.58	1:09.39							
30	Cohen, Stephen G	19	SALU-OZ	1:06.96	50	Gill, Zach T	15	NSC-IN	1:09.73					
	30.54	1:06.96				32.74	1:09.73							
					51	Stein, Christopher M	15	SPA-AR	1:10.04					
						32.61	1:10.04							
					52	McCauley, Blake A	16	LRAD-AR	1:10.14					
						32.65	1:10.14							

#97 Girls 13-14 200 Meter Breast

Sponsor: The Pasquariello Family

Meet Record: 2:42.86R 2009 Emma B Smith

Name	Age	Team	Finals Time
A - Final			
1 Clancy, Katie M	13	UN WE-IL	2:51.65
	39.52	1:23.15	2:07.72
		2:07.72	2:51.65


 BENJAMIN F. EDWARDS & CO.
 INVESTMENTS for GENERATIONS

CSP Tideriders Summer Invitational - 6/24/2011 to 6/26/2011

CSP Tideriders Summer Invitational, Sanction #: 5363

June 24 - 26, 2011

Results

A - Final ... (#97 Girls 13-14 200 Meter Breast)

2	Cox, Maggie N	14	CSP-OZ	2:53.67
	39.19	1:23.01	2:07.84	2:53.67
3	Chon, Eun Sol	14	HAWG-AR	2:56.20
	41.50	1:26.10	2:11.87	2:56.20
4	Welty, Lydia D	13	CSP-OZ	2:56.99
	41.25	1:26.61	2:12.28	2:56.99
5	Sweet, Jordan L	13	LRAD-AR	3:04.89
	42.71	1:29.37	2:17.45	3:04.89
6	Reichert, Ashley A	14	CSP-OZ	3:06.23
	43.51	1:31.10	2:18.81	3:06.23
7	Daniels, Ashley N	13	CSP-OZ	3:06.31
	43.39	1:30.68	2:19.98	3:06.31
8	Donovan, Tanj M	14	HAWG-AR	3:12.66
	42.14	1:31.09	2:21.51	3:12.66

B - Final

9	Schienvar, Karin E	13	LRAD-AR	3:06.08
	43.89	1:31.54	2:19.24	3:06.08
10	Haerle, Sarah W	13	NSC-IN	3:10.53
	44.31	1:33.52	2:22.45	3:10.53
11	Petersen, Kristen N	13	PKWY-OZ	3:12.19
	44.32	1:33.27	2:23.22	3:12.19
12	O'Leary, Mary Kathryn	14	CSP-OZ	3:12.99
	42.50	1:30.90	2:21.75	3:12.99
13	Suek, Hanna	14	WEST-IL	3:16.25
	43.21	1:33.44	2:25.55	3:16.25
14	Vestal, Madison R	14	PAWW-IL	3:17.01
	44.56	1:35.00	2:25.87	3:17.01
15	Maurer, Nicole A	14	CSP-OZ	3:17.84
	45.20	1:35.85	2:27.93	3:17.84
16	Russell, Caroline E	13	SSC-IN	3:19.20
	44.45	1:36.05	2:28.39	3:19.20

#97 Girls 13-14 200 Meter Breast
Sponsor: The Pasquariello Family
Meet Record: 2:42.86R 2009 Emma B Smith

Name	Age	Team	Prelim Time
Preliminaries			
1	Clancy, Katie M	13	UN WE-IL 2:55.29
	39.97	1:26.19	2:10.51 2:55.29
2	Cox, Maggie N	14	CSP-OZ 2:59.59
	40.98	1:25.75	2:12.53 2:59.59

3	Welty, Lydia D	13	CSP-OZ	3:01.53
	42.25	1:29.41	2:15.79	3:01.53
4	Ahls, Charlotte L	14	SSC-IN	3:04.63
	41.73	1:28.57	2:16.73	3:04.63
5	Chon, Eun Sol	14	HAWG-AR	3:06.63
	44.17	1:31.63	2:19.91	3:06.63
6	Reichert, Ashley A	14	CSP-OZ	3:08.17
	44.26	1:32.25	2:20.18	3:08.17
7	Sweet, Jordan L	13	LRAD-AR	3:10.94
	44.48	1:33.39	2:22.53	3:10.94
8	Daniels, Ashley N	13	CSP-OZ	3:11.47
	45.57	1:35.52	2:25.05	3:11.47
9	Booth, Hannah L	13	SSC-IN	3:13.12
	44.06	1:32.99	2:23.12	3:13.12
10	Christophersen, Emily	14	SSC-IN	3:13.13
	45.37	1:35.73	2:24.64	3:13.13
11	Donovan, Tanj M	14	HAWG-AR	3:14.52
	44.02	1:33.86	2:25.08	3:14.52
12	Vestal, Madison R	14	PAWW-IL	3:15.13
	45.90	1:34.60	2:25.51	3:15.13
13	Haerle, Sarah W	13	NSC-IN	3:15.43
	44.71	1:34.92	2:25.58	3:15.43
14	Tichenor, Allison R	13	RSCA-OZ	3:15.79
	45.53	1:34.88	2:26.74	3:15.79
15	Schienvar, Karin E	13	LRAD-AR	3:16.73
	46.25	1:36.13	2:27.51	3:16.73
16	Petersen, Kristen N	13	PKWY-OZ	3:17.44
	45.62	1:35.54	2:26.23	3:17.44

17	Maurer, Nicole A	14	CSP-OZ	3:20.52
	47.50	1:37.69	2:30.34	3:20.52
18	Suek, Hanna	14	WEST-IL	3:20.59
	44.54	1:37.00	2:29.62	3:20.59
19	Russell, Caroline E	13	SSC-IN	3:20.75
	44.65	1:34.82	2:28.36	3:20.75
20	King, Jessica T	14	SSC-IN	3:21.89
	46.28	1:37.15	2:30.26	3:21.89
21	Wells, Anna K	14	PKWY-OZ	3:23.47
	47.53	1:39.44	2:31.88	3:23.47
22	O'Leary, Mary Kathryn	14	CSP-OZ	3:25.25
	47.46	1:39.18	2:32.61	3:25.25
23	Rater, Mary M	13	CSP-OZ	3:26.27
	46.88	1:39.48	2:33.71	3:26.27

24	LaFever, Kat C	13	LA-MV	3:27.46
	45.78	1:39.22	2:34.03	3:27.46
25	Zidell, Caroline A	13	WEST-IL	3:28.63
	47.02	1:41.11	2:35.62	3:28.63
26	Baker, Katie A	14	SSC-IN	3:29.13
	47.87	1:40.27	2:35.02	3:29.13
27	Dodge, Sarah L	14	SPA-AR	3:31.37
	49.57	1:43.32	2:38.62	3:31.37
28	O'Malley, Hannah E	13	WEST-IL	3:31.81
	47.97	1:41.49	2:37.24	3:31.81
29	Terschak, Kaitlin R	13	RSCA-OZ	3:31.99
	49.69	1:44.08	2:39.71	3:31.99
30	Ribordy, Madison M	13	PAWW-IL	3:32.27
	50.75	1:45.57	2:40.28	3:32.27
31	Wood, Jennifer A	14	RPLX-OZ	3:32.37
	47.72	1:43.85	2:39.20	3:32.37
32	Gelfand, Katherine H	13	CSP-OZ	3:32.73
	52.02	1:46.79	2:40.92	3:32.73
33	Kennedy, Katie M	13	SSC-IN	3:35.99
	50.76	1:46.25	2:42.73	3:35.99
34	Gill, Samantha A	14	CSP-OZ	3:39.95
	51.66	1:47.07	2:44.15	3:39.95
35	Tao, Joan Q	13	PKWY-OZ	3:42.63
	49.31	1:45.99	2:43.59	3:42.63
36	Nandakumar, Akshaya	13	RSCA-OZ	3:43.88
	51.69	1:48.73	2:46.51	3:43.88
---	Ginsberg, Alexandra J	13	LA-MV	DQ
	50.62	1:45.59	2:42.02	DQ

#98 Boys 13-14 200 Meter Breast
Sponsor: The Pasquariello Family
Meet Record: 2:34.01R 2011 Blair C Bish

Name	Age	Team	Finals Time
A - Final			
1	Bish, Blair C	14	LRAD-AR 2:34.01R
	35.46	1:14.63	1:54.89 2:34.01
2	Petrich, Evan M	14	SPA-AR 2:43.10
	36.44	1:18.22	2:00.51 2:43.10
3	Fabian, Connor J	14	WEST-IL 2:46.35
	38.50	1:21.37	2:04.43 2:46.35
4	Clark, Wilson L	14	SSC-IN 2:51.04
	38.55	1:21.94	2:07.12 2:51.04
5	Smith, Andrew C	14	SPA-AR 2:52.57
	38.37	1:22.28	2:07.80 2:52.57



CSP Tideriders Summer Invitational - 6/24/2011 to 6/26/2011

CSP Tideriders Summer Invitational, Sanction #: 5363

June 24 - 26, 2011

Results

A - Final ... (#98 Boys 13-14 200 Meter Breast)

6	Bousky, Alex J	14	PAWW-IL	2:53.31
	41.53	1:26.05	2:10.59	2:53.31
7	Oh, Samuel	13	PKWY-OZ	2:58.73
	40.83	1:25.96	2:12.58	2:58.73
8	O'Bryan, Lucas K	14	WEST-IL	3:02.54
	41.22	1:27.89	2:15.49	3:02.54

B - Final

9	Hewett, Ben F	14	WEST-IL	2:55.73
	39.11	1:24.23	2:10.76	2:55.73
10	Heye, Thomas E	13	LRAD-AR	3:00.15
	41.93	1:28.25	2:14.08	3:00.15
11	Andrews, Justin M	13	CSP-OZ	3:01.00
	41.88	1:28.56	2:15.62	3:01.00
12	Young, Joe A	14	SSC-IN	3:02.40
	42.30	1:29.95	2:15.95	3:02.40
13	Edwards, Benjamin F	13	CSP-OZ	3:02.75
	43.15	1:31.12	2:17.00	3:02.75
14	Reichert, Nicholas C	14	CSP-OZ	3:03.05
	41.05	1:28.74	2:16.43	3:03.05
15	Workman, Sean C	14	YOSI-OZ	3:04.52
	40.99	1:27.97	2:16.36	3:04.52
16	Kalessa, Dylan M	14	RPLX-OZ	3:11.49
	43.74	1:32.13	2:21.80	3:11.49

#98 Boys 13-14 200 Meter Breast

Sponsor: The Pasquariello Family

Meet Record: 2:34.01R 2011 Blair C Bish

Name	Age	Team	Prelim Time	
Preliminaries				
1	Bish, Blair C	14	LRAD-AR	2:42.22
	36.34	1:18.00	2:00.62	2:42.22
2	Petrich, Evan M	14	SPA-AR	2:43.60
	36.87	1:19.57	2:01.75	2:43.60
3	Clark, Wilson L	14	SSC-IN	2:50.96
	39.45	1:24.03	2:08.49	2:50.96
4	Smith, Andrew C	14	SPA-AR	2:51.40
	39.06	1:23.17	2:08.92	2:51.40
5	Fabian, Connor J	14	WEST-IL	2:51.47
	38.66	1:22.56	2:07.25	2:51.47
6	Wood, Brisco A	13	SSC-IN	2:56.35
	40.13	1:25.30	2:11.40	2:56.35

7	Bousky, Alex J	14	PAWW-IL	2:58.01
	41.15	1:26.65	2:12.75	2:58.01
8	O'Bryan, Lucas K	14	WEST-IL	3:00.29
	41.07	1:27.95	2:14.33	3:00.29
9	Oh, Samuel	13	PKWY-OZ	3:02.65
	41.69	1:28.05	2:14.78	3:02.65
10	Andrews, Justin M	13	CSP-OZ	3:03.31
	41.42	1:28.72	2:15.77	3:03.31
11	Hewett, Ben F	14	WEST-IL	3:05.12
	41.21	1:28.27	2:17.25	3:05.12
12	Edwards, Benjamin F	13	CSP-OZ	3:05.22
	43.02	1:30.92	2:17.93	3:05.22
13	Young, Joe A	14	SSC-IN	3:06.27
	43.57	1:30.82	2:19.16	3:06.27
14	Tierney, Dixon H	13	SSC-IN	3:06.65
	43.96	1:31.97	2:20.74	3:06.65
15	Teague, Quinn H	14	SSC-IN	3:07.11
	42.51	1:30.98	2:19.83	3:07.11
16	Heye, Thomas E	13	LRAD-AR	3:09.12
	43.32	1:32.57	2:20.55	3:09.12
17	Workman, Sean C	14	YOSI-OZ	3:09.13
	42.37	1:30.77	2:20.37	3:09.13
18	Reichert, Nicholas C	14	CSP-OZ	3:10.13
	43.50	1:31.43	2:21.80	3:10.13
19	Brunelli, Joe G	14	SSC-IN	3:11.19
	41.62	1:30.28	2:20.83	3:11.19
20	Stone, Jacob M	13	SALU-OZ	3:14.71
	44.98	1:35.21	2:26.84	3:14.71
21	Kalessa, Dylan M	14	RPLX-OZ	3:15.32
	43.82	1:32.80	2:24.98	3:15.32
22	Schott, Collin J	13	CSP-OZ	3:15.51
	44.38	1:34.64	2:25.60	3:15.51
23	Hescott, PJ J	14	HAWG-AR	3:17.23
	43.71	1:33.15	2:24.76	3:17.23
24	Zimmerman, Joshua A	13	PKWY-OZ	3:18.40
	43.15	1:32.69	2:25.95	3:18.40
25	Pyzdrowski, Jonathan	14	WEST-IL	3:18.67
	42.80	1:33.03	2:24.99	3:18.67
26	LaValle, Albert D	13	WEST-IL	3:18.86
	47.25	1:37.03	2:29.50	3:18.86
27	Young, Toby B	13	CSP-OZ	3:23.42
	45.16	1:36.79	2:31.03	3:23.42


28	Thompson, Jack L	14	SSC-IN	3:25.14
	46.23	1:37.96	2:31.54	3:25.14
29	Hatton, Jace C	13	HAWG-AR	3:35.71
	50.12	1:45.99	2:41.29	3:35.71

#99 Girls Open 200 Meter Breast

Sponsor: The Proctor Family

Meet Record: 2:34.59R 2010 Haley J Spencer

Name	Age	Team	Finals Time	
A - Final				
1	Holtzen, Jenny M	17	HAWG-AR	2:45.07
	38.80	1:21.22	2:03.03	2:45.07
2	Goessling, Annie B	17	CSP-OZ	2:45.23
	37.72	1:19.18	2:01.87	2:45.23
3	Qualy, Madison S	17	CSP-OZ	2:50.19
	39.58	1:22.45	2:06.38	2:50.19
4	Edwards, Hadley C	17	CSP-OZ	2:53.70
	40.50	1:24.48	2:08.79	2:53.70
5	Pavich, Lindsay M	17	WEST-IL	2:57.29
	40.68	1:26.24	2:11.28	2:57.29
6	Burroughs, Andi C	16	LRAD-AR	3:00.52
	40.48	1:25.32	2:12.26	3:00.52
7	Sikora, Danielle G	15	CSP-OZ	3:00.82
	38.69	1:23.46	2:11.73	3:00.82
8	Kearbey, Katie E	17	SPA-AR	3:01.93
	42.68	1:29.78	2:16.00	3:01.93
B - Final				
9	Rill, Gigi P	15	CSP-OZ	3:00.83
	41.68	1:28.09	2:13.93	3:00.83
10	Donaldson, Emma L	17	NSC-IN	3:00.92
	41.61	1:28.21	2:14.89	3:00.92
11	Shurmur, Allyson E	18	CSP-OZ	3:03.94
	41.78	1:28.36	2:15.96	3:03.94
12	Green, Katie E	12	RSCA-OZ	3:04.94
	41.20	1:27.87	2:17.01	3:04.94
13	Maurer, Taylor M	16	CSP-OZ	3:04.99
	41.13	1:28.96	2:16.84	3:04.99
14	Schroeder, Maria N	15	RPLX-OZ	3:05.36
	42.24	1:29.75	2:18.11	3:05.36
15	Daniels, Alexis V	12	CSP-OZ	3:05.87
	44.41	1:31.25	2:18.47	3:05.87
16	Glogoza, Meghan E	16	CSP-OZ	3:09.60
	43.04	1:31.11	2:20.10	3:09.60



CSP Tideriders Summer Invitational - 6/24/2011 to 6/26/2011

CSP Tideriders Summer Invitational, Sanction #: 5363

June 24 - 26, 2011

Results

C - Final ... (#99 Girls Open 200 Meter Breast)

C - Final				
Name	Age	Team	Prelim Time	Final Time
17 Krimmel, Gabby M	12	RPLX-OZ	3:02.12	
	41.50	1:26.47	2:14.03	3:02.12
18 Grimm, Kayla M	15	RPLX-OZ	3:05.70	
	44.17	1:30.98	2:18.80	3:05.70
19 Eisenhut, Madeline M	15	NSC-IN	3:11.37	
	44.95	1:32.66	2:21.80	3:11.37
20 Statzer, Gigi V	18	CSP-OZ	3:11.41	
	42.85	1:30.18	2:22.55	3:11.41
21 Kelly, Erin N	12	CSP-OZ	3:11.55	
	43.09	1:32.59	2:22.59	3:11.55
22 Bach, Meghan	15	CSP-OZ	3:11.66	
	43.09	1:33.08	2:22.73	3:11.66
23 Barron, Colleen K	15	WEST-IL	3:12.61	
	43.51	1:33.27	2:23.55	3:12.61
24 Odrowski, Annie M	15	LA-MV	3:17.06	
	44.64	1:33.52	2:25.26	3:17.06

#99 Girls Open 200 Meter Breast

Sponsor: The Proctor Family

Meet Record: 2:34.59R 2010 Haley J Spencer

Name	Age	Team	Prelim Time	Final Time
Preliminaries				
1 Hempen, Abby K	18	RPLX-OZ	2:48.09	
	39.39	1:22.50	2:06.39	2:48.09
2 Goessling, Annie B	17	CSP-OZ	2:48.87	
	38.69	1:21.34	2:04.78	2:48.87
3 Holtzen, Jenny M	17	HAWG-AR	2:49.01	
	41.00	1:25.14	2:06.52	2:49.01
4 Qualy, Madison S	17	CSP-OZ	2:49.65	
	39.84	1:22.43	2:05.60	2:49.65
5 Kucherich, Julia A	19	UN-AR	2:54.50	
	41.24	1:25.99	2:10.46	2:54.50
6 Edwards, Hadley C	17	CSP-OZ	2:55.87	
	41.15	1:25.99	2:10.80	2:55.87
7 Freyman, Hannah M	17	PAWW-IL	2:57.55	
	41.04	1:25.89	2:11.82	2:57.55
8 Pavich, Lindsay M	17	WEST-IL	2:59.33	
	41.03	1:26.25	2:13.10	2:59.33
9 O'Grady, Courtney E	21	HAWG-AR	2:59.92	
	42.54	1:28.97	2:14.96	2:59.92

10 Menzel, Nicole M	19	HAWG-AR	3:00.67	
	42.39	1:28.77	2:14.38	3:00.67
11 Kearbey, Katie E	17	SPA-AR	3:00.71	
	42.72	1:29.29	2:16.09	3:00.71
12 Burroughs, Andi C	16	LRAD-AR	3:01.80	
	41.15	1:26.40	2:13.18	3:01.80
13 Sikora, Danielle G	15	CSP-OZ	3:02.65	
	40.57	1:25.99	2:14.01	3:02.65
*14 Coady, Jennifer J	16	WEST-IL	3:03.69	
	40.81	1:27.35	2:15.45	3:03.69
*14 Donaldson, Emma L	17	NSC-IN	3:03.69	
	42.22	1:29.20	2:16.64	3:03.69
16 Maurer, Taylor M	16	CSP-OZ	3:04.18	
	42.72	1:29.48	2:18.66	3:04.18
17 Whitbeck, Lizzy S	18	HAWG-AR	3:04.27	
	42.63	1:29.70	2:17.38	3:04.27
18 Shurmur, Allyson E	18	CSP-OZ	3:04.89	
	42.46	1:29.02	2:16.98	3:04.89
19 Rill, Gigi P	15	CSP-OZ	3:05.14	
	42.97	1:30.45	2:18.72	3:05.14
20 Green, Katie E	12	RSCA-OZ	3:05.51	
	40.89	1:27.48	2:17.19	3:05.51
21 Vitek, Elly C	16	WEST-IL	3:05.97	
	42.27	1:29.05	2:17.49	3:05.97
22 Glogoza, Meghan E	16	CSP-OZ	3:07.30	
	43.19	1:31.14	2:20.75	3:07.30
23 Schneider, Dyana L	18	PKWY-OZ	3:07.70	
	42.61	1:30.38	2:19.62	3:07.70
24 Schroeder, Maria N	15	RPLX-OZ	3:07.81	
	43.44	1:31.71	2:20.97	3:07.81
25 Daniels, Alexis V	12	CSP-OZ	3:08.01	
	43.24	1:30.93	2:21.05	3:08.01
26 Krimmel, Gabby M	12	RPLX-OZ	3:08.15	
	44.12	1:30.54	2:19.68	3:08.15
27 Kelly, Erin N	12	CSP-OZ	3:09.33	
	42.71	1:31.44	2:21.47	3:09.33
28 Eisenhut, Madeline M	15	NSC-IN	3:10.19	
	45.20	1:35.50	2:24.27	3:10.19
29 Thompson, Rachel M	17	SSC-IN	3:11.58	
	44.08	1:32.68	2:22.04	3:11.58
30 Odrowski, Annie M	15	LA-MV	3:12.08	
	43.76	1:32.18	2:23.76	3:12.08


31 Statzer, Gigi V	18	CSP-OZ	3:12.90	
	42.56	1:31.81	2:22.92	3:12.90
32 Grimm, Kayla M	15	RPLX-OZ	3:12.94	
	44.98	1:34.43	2:24.44	3:12.94
33 Bach, Meghan	15	CSP-OZ	3:13.35	
	44.29	1:33.69	2:23.78	3:13.35
34 Feher, Savannah F	16	PKWY-OZ	3:16.53	
	44.78	1:34.97	2:25.80	3:16.53
35 Barron, Colleen K	15	WEST-IL	3:17.70	
	45.14	1:34.53	2:26.66	3:17.70
36 Barger, Sarah K	16	RSCA-OZ	3:18.18	
	46.89	1:37.34	2:27.74	3:18.18
37 Nuetzel, Kelly C	16	RSCA-OZ	3:20.85	
	45.66	1:37.15	2:29.39	3:20.85
38 Kuan, Ashlee A	15	SALU-OZ	3:21.07	
	47.94	1:39.13	2:30.43	3:21.07
39 Sigler, Austyn R	17	SALU-OZ	3:21.30	
	45.59	1:37.64	2:30.53	3:21.30
40 Ross, Emily R	16	PKWY-OZ	3:22.32	
	47.02	1:38.56	2:30.68	3:22.32
41 Everett, Elizabeth M	15	WEST-IL	3:25.90	
	47.82	1:39.99	2:33.55	3:25.90
--- Wickham, Haley R	16	WEST-IL	DQ	
	40.28	1:25.34	2:10.91	DQ

#100 Boys Open 200 Meter Breast

Sponsor: The Proctor Family

Meet Record: 2:21.59R 2011 Matt D Elliott

Name	Age	Team	Finals Time
A - Final			
1 Elliott, Matt D	18	PAWW-IL	2:21.59R
	32.04	1:08.36	1:45.08
2 Haefner, Michael J	21	CARD-KY	2:30.35
	32.86	1:10.56	1:50.02
3 Thomas, Dexter W	17	HAWG-AR	2:36.86
	36.64	1:17.08	1:57.39
4 Simek, Jerod W	20	RSCA-OZ	2:40.76
	37.13	1:18.70	1:59.93
5 Heye, Christopher W	15	LRAD-AR	2:41.19
	36.87	1:17.47	1:59.60
6 Baker, Ryan R	15	RPLX-OZ	2:41.49
	38.70	1:19.41	2:01.50
7 Mapel, Eddie A	16	WEST-IL	2:42.61
	35.29	1:16.51	2:00.23



CSP Tideriders Summer Invitational - 6/24/2011 to 6/26/2011

CSP Tideriders Summer Invitational, Sanction #: 5363

June 24 - 26, 2011

Results

A - Final ... (#100 Boys Open 200 Meter Breast)

---	Sun, Ravi W	16	LRAD-AR	DQ
	36.19	1:16.53	1:59.20	DQ

B - Final

9	Schildknecht, Calvin E	26	LRAD-AR	2:38.71
	36.33	1:16.81	1:58.13	2:38.71
10	Simek, Andrew D	20	RSCA-OZ	2:40.23
	36.36	1:17.23	1:57.96	2:40.23
11	Kraus, Mitch J	15	RPLX-OZ	2:44.59
	38.34	1:20.41	2:02.76	2:44.59
12	Fountain, Patrick D	17	RPLX-OZ	2:45.10
	37.05	1:19.26	2:01.83	2:45.10
13	Haefner, Brandon D	15	HAWG-AR	2:45.95
	36.86	1:18.58	2:02.19	2:45.95
14	Noble, Easton W	16	CSP-OZ	2:49.44
	36.47	1:19.24	2:04.97	2:49.44
15	Holland, Colton T	17	HAWG-AR	2:50.07
	37.17	1:20.84	2:05.19	2:50.07
16	Sloan, Luke F	15	CSP-OZ	2:52.98
	38.78	1:22.43	2:08.57	2:52.98

C - Final

17	Peters, Bryce A	17	WEST-IL	2:39.43
	35.47	1:15.90	1:58.34	2:39.43
18	Finlay, Jack B	15	CSP-OZ	2:48.32
	37.05	1:20.05	2:03.97	2:48.32
19	Weibel, Brendan A	15	WEST-IL	2:58.02
	41.58	1:26.97	2:12.13	2:58.02
20	Candel, Alex A	16	WEST-IL	3:09.24
	42.98	1:31.14	2:19.88	3:09.24

#100 Boys Open 200 Meter Breast

Sponsor: The Proctor Family

Meet Record: 2:21.59R 2011 Matt D Elliott

Name	Age	Team	Prelim Time	
Preliminaries				
1 Elliott, Matt D	18	PAWW-IL	2:25.64	
	33.20	1:10.95	1:48.34	2:25.64
2 Haefner, Michael J	21	CARD-KY	2:32.03	
	34.01	1:12.31	1:52.18	2:32.03
3 Thomas, Dexter W	17	HAWG-AR	2:37.07	
	36.45	1:16.86	1:56.80	2:37.07
4 Heye, Christopher W	15	LRAD-AR	2:42.38	
	37.40	1:18.48	2:00.70	2:42.38

5	Wood, Steve S	21	SALU-OZ	2:43.03
	36.17	1:16.81	1:59.67	2:43.03
6	Simek, Jerod W	20	RSCA-OZ	2:43.32
	37.80	1:19.32	2:01.59	2:43.32
7	Baker, Ryan R	15	RPLX-OZ	2:43.92
	38.82	1:21.22	2:03.33	2:43.92
8	Mapel, Eddie A	16	WEST-IL	2:44.07
	36.46	1:18.09	2:01.74	2:44.07
9	Hanold, Noah R	15	PAWW-IL	2:44.25
	39.56	1:22.06	2:03.01	2:44.25
10	Sun, Ravi W	16	LRAD-AR	2:44.73
	39.25	1:21.99	2:03.98	2:44.73
11	Haefner, Brandon D	15	HAWG-AR	2:45.46
	37.63	1:19.85	2:02.52	2:45.46
12	Kraus, Mitch J	15	RPLX-OZ	2:45.88
	38.82	1:21.64	2:03.81	2:45.88
13	Schildknecht, Calvin F	26	LRAD-AR	2:46.27
	38.42	1:21.26	2:04.18	2:46.27
14	Fountain, Patrick D	17	RPLX-OZ	2:46.50
	36.87	1:18.29	2:01.94	2:46.50
15	Simek, Andrew D	20	RSCA-OZ	2:46.75
	38.96	1:20.57	2:03.75	2:46.75
16	Baker, Collin M	17	SSC-IN	2:47.85
	39.79	1:21.81	2:04.58	2:47.85
17	Noble, Easton W	16	CSP-OZ	2:48.32
	37.12	1:19.76	2:04.45	2:48.32
18	Sloan, Luke F	15	CSP-OZ	2:49.79
	39.02	1:22.66	2:06.82	2:49.79
19	Holland, Colton T	17	HAWG-AR	2:50.82
	37.59	1:21.26	2:05.29	2:50.82
20	Russell, Jackson T	15	SSC-IN	2:51.21
	38.60	1:21.01	2:05.64	2:51.21
21	Peters, Bryce A	17	WEST-IL	2:52.03
	38.73	1:22.84	2:07.67	2:52.03
22	Finlay, Jack B	15	CSP-OZ	2:52.09
	37.87	1:21.95	2:07.10	2:52.09
23	Mielke, Derek T	15	PKWY-OZ	2:53.02
	39.71	1:24.32	2:08.59	2:53.02
24	Bruder, Lucas A	17	RSCA-OZ	2:53.48
	38.56	1:23.18	2:08.36	2:53.48
25	Winck, John R	17	NSC-IN	2:53.83
	40.16	1:24.29	2:09.27	2:53.83


26	Crell, Jacob S	18	SSC-IN	2:54.83
	38.22	1:22.81	2:09.12	2:54.83
27	Wood, Bobby C	15	RPLX-OZ	2:56.68
	40.52	1:25.41	2:11.45	2:56.68
28	Bradley, Trevor J	17	NSC-IN	2:57.31
	41.31	1:26.93	2:12.61	2:57.31
29	Weibel, Brendan A	15	WEST-IL	2:59.56
	41.52	1:27.15	2:13.25	2:59.56
30	Glogoza, Alex J	17	CSP-OZ	3:00.50
	40.45	1:27.06	2:14.02	3:00.50
31	Bruder, Jeremy A	16	RSCA-OZ	3:00.55
	40.83	1:27.28	2:15.12	3:00.55
32	Perry, Ryan A	17	SSC-IN	3:01.79
	38.16	1:24.82	2:13.07	3:01.79
33	Goodwin, Timothy C	16	PKWY-OZ	3:04.72
	43.21	1:30.26	2:17.65	3:04.72
34	Brunelli, Nicholas P	15	SSC-IN	3:07.36
	42.69	1:30.95	2:19.41	3:07.36
35	Johnson, Luke C	16	SSC-IN	3:09.87
	44.27	1:32.77	2:21.45	3:09.87
36	Basler, Scott M	17	PKWY-OZ	3:12.54
	45.04	1:33.75	2:23.80	3:12.54
37	Candel, Alex A	16	WEST-IL	3:12.57
	43.26	1:32.62	2:22.92	3:12.57
38	Wojtak, Jeremy J	15	PKWY-OZ	3:12.74
	44.30	1:33.05	2:23.85	3:12.74
39	Peck, David A	15	PKWY-OZ	3:16.42
	44.12	1:34.10	2:25.10	3:16.42
40	Gibson, Jordan F	16	EDWY-OZ	3:25.74
	46.74	1:39.66	2:32.96	3:25.74
41	Lewis, Zacher T	16	PKWY-OZ	3:27.51
	45.99	1:39.16	2:34.13	3:27.51
42	Gibson, Blake R	16	EDWY-OZ	3:31.53
	48.35	1:42.63	2:38.17	3:31.53

#101 Girls 13-14 50 Meter Free

Sponsor: The Proctor Family

Meet Record: 27.94R 2008 Etinosa J Ogbevoen

Name	Age	Team	Finals Time
A - Final			
1 Caldwell, Courtney K	13	LA-MV	28.13
2 Sisson, Nikki L	14	SPA-AR	29.02
3 Holland, Carly F	14	HAWG-AR	29.03
4 Farley-Sepe, Kierston	13	WEST-IL	29.11



CSP Tideriders Summer Invitational - 6/24/2011 to 6/26/2011

CSP Tideriders Summer Invitational, Sanction #: 5363

June 24 - 26, 2011

Results

A - Final ... (#101 Girls 13-14 50 Meter Free)

5	Petersen, Kristen N	13	PKWY-OZ	29.64
6	Finlay, Sarah R	13	CSP-OZ	29.82
7	Sisson, Kaylee K	13	SPA-AR	29.87
8	Cox, Maggie N	14	CSP-OZ	30.37

B - Final

9	Sutherlin, Kylie B	13	SSC-IN	29.52
10	Welty, Lydia D	13	CSP-OZ	30.04
11	Treski, Olivia C	14	NSC-IN	30.25
12	Malecki, Courtney E	13	WEST-IL	30.26
13	Wiley, Claire E	13	PKWY-OZ	30.42
14	Womack, Haley E	13	HAWG-AR	30.50
15	Jarosinski, Jenna K	13	SSC-IN	30.78
16	Burleson, Shelby E	14	LRAD-AR	30.97

#101 Girls 13-14 50 Meter Free

Sponsor: The Proctor Family

Meet Record: 27.94R 2008 Etinosa J Ogbevoen

Name	Age	Team	Prelim Time
Preliminaries			
1	Clevenger, Robyn N	13	SSC-IN 28.83
2	Caldwell, Courtney K	13	LA-MV 28.93
3	Farley-Sepe, Kierston	13	WEST-IL 29.14
4	Mudd, Natalie M	13	SSC-IN 29.53
5	Holland, Carly F	14	HAWG-AR 29.57
6	Sisson, Nikki L	14	SPA-AR 29.67
7	Petersen, Kristen N	13	PKWY-OZ 29.84
8	Ahls, Charlotte L	14	SSC-IN 29.91
9	Finlay, Sarah R	13	CSP-OZ 29.94
10	Barnes, Allie L	13	SSC-IN 30.04
11	Cox, Maggie N	14	CSP-OZ 30.06
12	Sisson, Kaylee K	13	SPA-AR 30.41
13	Malecki, Courtney E	13	WEST-IL 30.44
14	Sutherlin, Kylie B	13	SSC-IN 30.61
15	Treski, Olivia C	14	NSC-IN 30.72
*16	Wiley, Claire E	13	PKWY-OZ 30.74
*16	Welty, Lydia D	13	CSP-OZ J30.99

Swim-Off Required

17	Womack, Haley E	13	HAWG-AR	30.78
18	Jarosinski, Jenna K	13	SSC-IN	30.91
19	Burleson, Shelby E	14	LRAD-AR	30.98
20	Vestal, Madison R	14	PAWW-IL	30.99
22	Christophersen, Emily	14	SSC-IN	31.01

23	Sweet, Jordan L	13	LRAD-AR	31.26
24	O'Malley, Hannah E	13	WEST-IL	31.68
25	Adams, Ashton E	13	PAWW-IL	31.71
26	Donovan, Tanj M	14	HAWG-AR	31.73
27	Tichenor, Allison R	13	RSCA-OZ	31.80
28	Smarjesse, Kate H	14	PAWW-IL	31.82
29	Malloy, Megan E	14	CSP-OZ	31.85
30	Wilkes, Jenna M	14	PKWY-OZ	31.86
31	Haralson, Delaney L	13	LRAD-AR	31.92
32	Schienvar, Karin E	13	LRAD-AR	31.93
33	Leif, Hannah R	13	SPA-AR	31.97
34	Wood, Jennifer A	14	RPLX-OZ	32.03
35	O'Leary, Mary Kathryn	14	CSP-OZ	32.04
36	Suek, Hanna	14	WEST-IL	32.13
37	Beatty, Lauren E	14	SPA-AR	32.24
38	Morse, Stephanie M	13	RSCA-OZ	32.30
39	Bale, Sammy M	13	CSP-OZ	32.33
40	Reichert, Ashley A	14	CSP-OZ	32.44
41	Ries, Jordan E	14	PAWW-IL	32.45
42	Junker, Ellie A	13	YOSI-OZ	32.61
43	Sheets, Payton C	14	SPA-AR	32.68
44	Clancy, Katie M	13	UN WE-IL	32.74
45	Rinder, Morgan S	14	UNA-OZ	32.86
46	Vanronzelen, Hailey A	14	JCAY-MV	32.94
47	Wells, Anna K	14	PKWY-OZ	33.05
48	Rater, Mary M	13	CSP-OZ	33.15
49	Carroll, Hannah M	13	PAWW-IL	33.24
50	King, Jessica T	14	SSC-IN	33.28
51	Ratliff, Emily E	13	SSC-IN	33.38
52	Allen, Sophie J	13	CSP-OZ	33.50
53	Miller, Jacqueline E	13	PKWY-OZ	33.52
54	Potts, Kelsey R	13	LA-MV	33.55
*55	Gill, Samantha A	14	CSP-OZ	33.56
*55	Chadwell, Emma N	14	SPA-AR	33.56
57	Zidell, Caroline A	13	WEST-IL	33.57
58	Davies, Paige G	13	SSC-IN	33.59
59	Horn, Courtney M	14	SPA-AR	33.66
60	Katz, Julia M	13	NSC-IN	33.70
61	Larkin, McKayla L	13	SPA-AR	33.81
62	Nandakumar, Akshaya	13	RSCA-OZ	34.22
63	Garrison, Gabrielle M	14	SPA-AR	34.27
64	Terschak, Kaitlin R	13	RSCA-OZ	34.31
65	Gelfand, Katherine H	13	CSP-OZ	34.57
66	Russell, Caroline E	13	SSC-IN	34.92
67	Baker, Katie A	14	SSC-IN	35.14

68	LaFever, Kat C	13	LA-MV	35.29
69	Dodge, Sarah L	14	SPA-AR	35.48
70	Baker, Elizabeth J	13	CSP-OZ	35.86
71	Ijei, Ekene M	14	RSCA-OZ	35.89
72	Neilson, Katie M	13	PAWW-IL	36.09
73	Wolfgram, Lizzie A	13	CSP-OZ	36.71
74	Ginsberg, Alexandra J	13	LA-MV	36.85
75	Lee, Hannah	14	LA-MV	36.87

#101S Girls 13-14 50 Meter Free Swim-off

Meet Record: 27.94R 2008 Etinosa J Ogbevoen

Name	Age	Team	Prelim Time
Preliminaries - Swim-off			
1	Welty, Lydia D	13	CSP-OZ 29.47
2	Vestal, Madison R	14	PAWW-IL 30.03

#102 Boys 13-14 50 Meter Free

Sponsor: The Proctor Family

Meet Record: 26.56R 2010 Zachary R Rogers



Name	Age	Team	Finals Time
A - Final			
1	Tieke, Zach W	14	WEST-IL 26.83
2	Bish, Blair C	14	LRAD-AR 27.16
3	Powell, Brian R	13	WEST-IL 27.67
4	Pyzdrowski, Jonathan	14	WEST-IL 27.84
5	Petrich, Evan M	14	SPA-AR 27.99
6	Andrews, Justin M	13	CSP-OZ 28.39
7	Waterman, Tyler S	14	CSP-OZ 28.78
8	Kratka, Martin D	14	WEST-IL 28.80
B - Final			
9	Clark, Wilson L	14	SSC-IN 28.55
10	Heidecker, Josh J	14	NSC-IN 28.96
11	McBride, Brett P	14	CSP-OZ 29.09
12	Reichert, Christopher	14	CSP-OZ 29.14
13	Kulczak, Nathan P	14	RPLX-OZ 29.77
14	Hescott, PJ J	14	HAWG-AR 29.84
15	Pircon, Adam W	14	WEST-IL 30.04
16	Kalessa, Dylan M	14	RPLX-OZ 30.48

#102 Boys 13-14 50 Meter Free

Sponsor: The Proctor Family

Meet Record: 26.56R 2010 Zachary R Rogers

Name	Age	Team	Prelim Time
Preliminaries			
1	Tieke, Zach W	14	WEST-IL 26.80



CSP Tideriders Summer Invitational - 6/24/2011 to 6/26/2011

CSP Tideriders Summer Invitational, Sanction #: 5363

June 24 - 26, 2011

Results

Preliminaries ... (#102 Boys 13-14 50 Meter Free)

2	Teague, Quinn H	14	SSC-IN	27.77
3	Bish, Blair C	14	LRAD-AR	27.80
4	Powell, Brian R	13	WEST-IL	27.91
5	Kolleck, Trey A	14	NSC-IN	28.14
6	Andrews, Justin M	13	CSP-OZ	28.41
7	Pyzdrowski, Jonathan	14	WEST-IL	28.45
8	Petrich, Evan M	14	SPA-AR	28.47
9	Stone, Jacob M	13	SALU-OZ	28.56
10	Waterman, Tyler S	14	CSP-OZ	28.76
11	Kratka, Martin D	14	WEST-IL	28.82
12	Reichert, Christopher J	14	CSP-OZ	29.02
13	Clark, Wilson L	14	SSC-IN	29.06
14	Tyre, Jared A	13	PAWW-IL	29.22
15	McBride, Brett P	14	CSP-OZ	29.33
16	Plantamura, Michael J	14	PAWW-IL	29.49
17	Heidecker, Josh J	14	NSC-IN	29.52
*18	Teague, Levi C	14	SSC-IN	29.76
*18	Kalessa, Dylan M	14	RPLX-OZ	29.76

Swim-Off Required

20	Pircon, Adam W	14	WEST-IL	29.77
21	Kulczak, Nathan P	14	RPLX-OZ	29.84
22	Hescott, PJ J	14	HAWG-AR	30.02
23	Neaveill, Sam N	13	PAWW-IL	30.23
24	Wilson, Harrison D	14	NSC-IN	30.28
25	Petersen, Matthew J	13	PKWY-OZ	30.29
26	Workman, Sean C	14	YOSI-OZ	30.36
27	Brunelli, Joe G	14	SSC-IN	30.47
28	Hunt, Jason E	14	HAWG-AR	30.48
29	Thayer, Jonathan T	14	RPLX-OZ	30.49
30	Knasel, Justin K	14	CSP-OZ	30.81
31	Fabian, Connor J	14	WEST-IL	30.97
32	Bailey, Cody A	14	SALU-OZ	31.03
33	Hedgecock, John N	14	HAWG-AR	31.04
34	Smith, Andrew C	14	SPA-AR	31.13
35	Nester, Michael D	13	CSP-OZ	31.28
36	Smith, Craig J	13	WEST-IL	31.29
37	Wood, Brisco A	13	SSC-IN	31.40
38	Schott, Collin J	13	CSP-OZ	31.46
39	Crocker, Peter B	13	CSP-OZ	31.94
40	Litteken, Andrew J	14	CSP-OZ	32.00
41	Schmiedeler, Cooper A	14	LA-MV	32.02
*42	Reichert, Nicholas C	14	CSP-OZ	32.14

*42	Zimmerman, Joshua A	13	PKWY-OZ	32.14
44	Glowniak, Brian R	13	WEST-IL	32.26
45	Ross, Joe A	13	PKWY-OZ	32.49
46	Young, Toby B	13	CSP-OZ	32.52
47	Christensen, Luke T	13	PKWY-OZ	32.88
48	LaValle, Albert D	13	WEST-IL	33.53
49	Hatton, Jace C	13	HAWG-AR	33.63
50	Thompson, Jack L	14	SSC-IN	33.96
51	Brunelli, Brandon C	13	SSC-IN	34.02
52	Hurlock, Patrick M	13	NSC-IN	34.22
53	Reiter, Matt G	13	RSCA-OZ	34.55
54	Graham, Eric C	13	CSP-OZ	35.56
---	Oh, Samuel	13	PKWY-OZ	DQ

#103 Girls Open 50 Meter Free

Sponsor: The Pumm Family

Meet Record: 27.23R 2010 Lauren E Votava

Name	Age	Team	Finals Time	
A - Final				
1	Garrison, Jessie L	15	LRAD-AR	28.19
2	Goessling, Annie B	17	CSP-OZ	28.39
3	Iwanicki, Alex A	17	UN WE-IL	28.71
4	Montgomery, Mikaela	15	CRCY-OZ	28.83
5	Ogbevoen, Etinosa J	17	CSP-OZ	28.84
6	Schroeder, Maria N	15	RPLX-OZ	28.88
7	Nelson, Madeline G	14	SPA-AR	29.00
8	Stoughton, Becky L	18	PAWW-IL	29.16
B - Final				
9	Crocker, Samm J	15	CSP-OZ	29.23
10	Barron, Maureen T	16	WEST-IL	29.25
11	Vitek, Elly C	16	WEST-IL	29.48
12	Herbig, Julia M	17	CSP-OZ	29.70
13	Stiegemeier, Grace G	15	CSP-OZ	29.72
14	Mullenix, Morgan A	17	CSP-OZ	29.84
15	Walker, Kelsie M	15	SALU-OZ	30.19
---	Strickler, Alison C	16	RPLX-OZ	DQ
C - Final				
17	Coady, Jennifer J	16	WEST-IL	29.77
18	Wickham, Haley R	16	WEST-IL	29.93
19	Miller, Nicole E	18	PAWW-IL	30.00
20	Carter-Brooks, Deneer	15	SPA-AR	30.03
21	George, Ellie M	15	CSP-OZ	30.41
22	Podokshik, Masha	16	CSP-OZ	30.45
23	Heidkamp, Genna M	17	WEST-IL	30.49

24	Chang, Ally	16	PAWW-IL	30.73
----	-------------	----	---------	-------

#103 Girls Open 50 Meter Free

Sponsor: The Pumm Family

Meet Record: 27.23R 2010 Lauren E Votava

Name	Age	Team	Prelim Time	
Preliminaries				
1	Whitbeck, Katie A	21	UN-AR	28.61
2	Montgomery, Mikaela	15	CRCY-OZ	28.62
*3	Garrison, Jessie L	15	LRAD-AR	28.66
*3	Goessling, Annie B	17	CSP-OZ	28.66
5	Stoughton, Becky L	18	PAWW-IL	28.88
6	Ogbevoen, Etinosa J	17	CSP-OZ	28.92
7	Schroeder, Maria N	15	RPLX-OZ	28.99
8	Nelson, Madeline G	14	SPA-AR	29.03
9	Sutton, Alexandria K	19	UN-AR	29.13
10	Iwanicki, Alex A	17	UN WE-IL	29.34
11	Mullenix, Morgan A	17	CSP-OZ	29.38
12	Strickler, Alison C	16	RPLX-OZ	29.49
13	Hertzler, Aubrey K	19	SSC-IN	29.65
14	Crocker, Samm J	15	CSP-OZ	29.66
15	Herbig, Julia M	17	CSP-OZ	29.70
16	Stiegemeier, Grace G	15	CSP-OZ	29.73
17	Barron, Maureen T	16	WEST-IL	29.74
18	Vitek, Elly C	16	WEST-IL	29.78
19	Walker, Kelsie M	15	SALU-OZ	29.89
20	Lunkenheimer, Lisa M	21	HAWG-AR	29.93
21	Chang, Ally	16	PAWW-IL	30.01
22	Coady, Jennifer J	16	WEST-IL	30.14
23	Carter-Brooks, Deneer	15	SPA-AR	30.19
*24	Mudd, Courtney N	17	SSC-IN	30.22
*24	Miller, Nicole E	18	PAWW-IL	30.22
Swim-Off Required				
26	Hubbard, Courtney K	20	HAWG-AR	30.25
27	Heidkamp, Genna M	17	WEST-IL	30.26
28	Howard, Mary Beth E	18	CSP-OZ	30.30
29	Podokshik, Masha	16	CSP-OZ	30.35
30	George, Ellie M	15	CSP-OZ	30.36
31	Wickham, Haley R	16	WEST-IL	30.37
32	Vinyard, Dana D	17	WEST-IL	30.41
33	Franks, Jillian E	15	CSP-OZ	30.42
34	Coe, Courtney M	16	RPLX-OZ	30.47
35	Wall, Maddie L	17	CSP-OZ	30.48

CSP Tideriders Summer Invitational - 6/24/2011 to 6/26/2011

CSP Tideriders Summer Invitational, Sanction #: 5363

June 24 - 26, 2011

Results

Preliminaries ... (#103 Girls Open 50 Meter Free)

36	Seidel, Kiersten R	16	PAWW-IL	30.49
37	Portela, Chloe N	18	LA-MV	30.53
38	Hempfen, Abby K	18	RPLX-OZ	30.64
39	Sikora, Danielle G	15	CSP-OZ	30.65
40	Spencer, Eryn R	17	RSCA-OZ	30.66
41	Kokenyesi, Rachel A	16	CSP-OZ	30.71
42	Highlander, Emily J	17	CSP-OZ	30.73
43	Worthington, Kristen I	16	WEST-IL	30.80
44	Fauska, Sarah R	15	CSP-OZ	30.86
*45	Fisher, Hannah M	15	PAWW-IL	30.90
*45	Veselik, Hannah V	17	WEST-IL	30.90
47	Eisenhut, Madeline M	15	NSC-IN	30.94
48	Baize, Alex A	15	NSC-IN	31.06
49	Rempe, Shannon K	17	PKWY-OZ	31.08
*50	Gibbons, Grace E	15	WEST-IL	31.12
*50	Rater, Claire R	16	CSP-OZ	31.12
52	Barron, Colleen K	15	WEST-IL	31.15
53	Metz, Emma C	15	SPA-AR	31.17
54	Newlon, Angela N	16	YOSI-OZ	31.22
55	Thompson, Rachel M	17	SSC-IN	31.23
*56	Debandt, Haley E	16	CSP-OZ	31.28
*56	Milborn, Molly K	19	SSC-IN	31.28
58	Miles, Maggie M	15	PAWW-IL	31.42
59	Reisinger, Lily V	15	CSP-OZ	31.47
60	Kearbey, Katie E	17	SPA-AR	31.57
61	Pavich, Lindsay M	17	WEST-IL	31.67
62	Querciagrossa, Katie F	15	PAWW-IL	31.71
63	Talley, Michal A	15	RPLX-OZ	31.76
64	Qualy, Madison S	17	CSP-OZ	31.88
*65	Gramlich, Jordy M	12	JCAY-MV	31.97
*65	Donaldson, Emma L	17	NSC-IN	31.97
67	Robinson, Ashley E	16	PKWY-OZ	32.02
68	Stroud, Emily C	15	SALU-OZ	32.03
69	Glogoza, Meghan E	16	CSP-OZ	32.22
70	Troy, Taylor N	17	WEST-IL	32.28
71	Isaacson, Megan L	15	WEST-IL	32.30
72	Statzer, Gigi V	18	CSP-OZ	32.40
73	Rill, Gigi P	15	CSP-OZ	32.52
74	King, Natalie G	15	UNA-OZ	32.53
75	McBride, Erin M	17	CSP-OZ	32.60
76	Shurmur, Allyson E	18	CSP-OZ	32.76
77	Smarjesse, Cara R	16	PAWW-IL	32.80
78	Thro, Gabrielle F	15	YOSI-OZ	32.86

79	Ribordy, Madison M	13	PAWW-IL	32.91
80	Everett, Elizabeth M	15	WEST-IL	32.99
81	Eberlin, Holly J	15	PKWY-OZ	33.05
82	Thoelke, Olivia M	15	RSCA-OZ	33.06
83	Wall, Emma R	16	SPA-AR	33.31
84	Zinselmeier, Kaitlin E	16	PKWY-OZ	33.40
85	Miller, Kelly A	16	PAWW-IL	33.49
86	Grabill, Reese H	17	LA-MV	33.59
87	Feher, Savannah F	16	PKWY-OZ	33.69
88	Pircon, Sarah E	16	WEST-IL	33.71
*89	Krimmel, Gabby M	12	RPLX-OZ	33.77
*89	Barger, Sarah K	16	RSCA-OZ	33.77
91	Shurmur, Erica L	17	CSP-OZ	33.80
92	Horn, Courtney M	14	SPA-AR	33.91
93	Nuetzel, Kelly C	16	RSCA-OZ	34.17
94	Bach, Meghan	15	CSP-OZ	34.32
95	Sigler, Austyn R	17	SALU-OZ	35.99
96	Trimble, Madeline J	17	CSP-OZ	36.09

#104 Boys Open 50 Meter Free

Sponsor: The Pumm Family

Meet Record: 25.02R 2009 Ben S Wachtel

Name	Age	Team	Finals Time
A - Final			
1	Neaveill, Tyler A	18	PAWW-IL 25.47
2	Schranck, Andrew F	21	EDWY-OZ 25.75
3	Neaveill, Chris D	16	PAWW-IL 25.97
*4	Wilmoth, Brooks B	19	LRAD-AR 25.98
*4	Nordike, Joshua B	16	CRCY-OZ 25.98
6	Friedhoff, Matt A	19	CSP-OZ 26.01
7	Harre, Jon A	19	CRCY-OZ 26.19
8	Glogoza, Alex J	17	CSP-OZ 26.20
B - Final			
9	Suek, Nathan	16	UN WE-IL 26.44
10	Schranck, Douglas E	21	EDWY-OZ 26.50
11	Cohen, Stephen G	19	SALU-OZ 26.82
*12	Sun, Ravi W	16	LRAD-AR 27.10
*12	Noble, Easton W	16	CSP-OZ 27.10
14	O'Malley, Ryan M	16	WEST-IL 27.15
15	Schroyer, Connor S	16	WEST-IL 27.19
16	Andregg, Zachary E	17	LA-MV 28.10
C - Final			
17	Holland, Colton T	17	HAWG-AR 26.69
18	Winck, John R	17	NSC-IN 26.75

19	Peters, Bryce A	17	WEST-IL	26.93
*20	Sloan, Luke F	15	CSP-OZ	27.13
*20	Schimmelpfenning, Ja	15	PAWW-IL	27.13
22	Benage, Tim C	18	CSP-OZ	27.51
23	Querciagrossa, Jon L	18	PAWW-IL	27.79
24	Schildknecht, Calvin F	26	LRAD-AR	27.96

#104 Boys Open 50 Meter Free

Sponsor: The Pumm Family

Meet Record: 25.02R 2009 Ben S Wachtel

Name	Age	Team	Prelim Time
Preliminaries			
1	Nordike, Joshua B	16	CRCY-OZ 25.85
2	Neaveill, Chris D	16	PAWW-IL 26.04
3	Friedhoff, Cody L	19	CSP-OZ 26.15
4	Neaveill, Tyler A	18	PAWW-IL 26.17
5	Schranck, Andrew F	21	EDWY-OZ 26.22
6	Friedhoff, Matt A	19	CSP-OZ 26.28
7	Harre, Jon A	19	CRCY-OZ 26.34
8	Wilmoth, Brooks B	19	LRAD-AR 26.36
*9	Schranck, Douglas E	21	EDWY-OZ 26.48
*9	Glogoza, Alex J	17	CSP-OZ 26.48
11	Kelley, Rick W	16	SSC-IN 26.59
12	Suek, Nathan	16	UN WE-IL 26.63
13	Adams, Cody L	18	YOSI-OZ 26.73
14	Schroyer, Connor S	16	WEST-IL 26.78
15	Cohen, Stephen G	19	SALU-OZ 26.79
16	Andregg, Zachary E	17	LA-MV 26.80
17	Sun, Ravi W	16	LRAD-AR 26.82
18	O'Malley, Ryan M	16	WEST-IL 26.84
19	Querciagrossa, Jake J	20	UN WV-W 26.88
20	Noble, Easton W	16	CSP-OZ 26.91
21	Schimmelpfenning, Ja	15	PAWW-IL 26.98
22	Winck, John R	17	NSC-IN 27.00
23	Benage, Tim C	18	CSP-OZ 27.03
24	Wood, Steve S	21	SALU-OZ 27.05
*25	Holland, Colton T	17	HAWG-AR 27.17
*25	Bruder, Lucas A	17	RSCA-OZ 27.17

Swim-Off Required

27	Querciagrossa, Jon L	18	PAWW-IL	27.25
28	Sloan, Luke F	15	CSP-OZ	27.30
29	Wiedeman, Evan J	19	SSC-IN	27.32
30	Peters, Bryce A	17	WEST-IL	27.36

CSP Tideriders Summer Invitational - 6/24/2011 to 6/26/2011

CSP Tideriders Summer Invitational, Sanction #: 5363

June 24 - 26, 2011

Results

Preliminaries ... (#104 Boys Open 50 Meter Free)

31	Schildknecht, Calvin E	26	LRAD-AR	27.40
32	Butler, Philip J	16	NSC-IN	27.43
33	Chi, Will Y	17	PAWW-IL	27.51
*34	Hanold, Noah R	15	PAWW-IL	27.54
*34	Ries, Deven G	16	PAWW-IL	27.54
36	Marler, Justin K	16	RPLX-OZ	27.57
37	Cross, Thomas B	15	SSC-IN	27.62
38	Daminato, Josh A	16	RSCA-OZ	27.68
39	Stein, Christopher M	15	SPA-AR	27.71
40	Munk, Connor J	16	LA-MV	27.75
41	Beckmann, Christophe	15	CSP-OZ	27.76
42	Zeurcher, Zach M	17	SSC-IN	27.80
43	Harlan, Nick S	17	PAWW-IL	27.81
44	Finlay, Jack B	15	CSP-OZ	27.86
45	Bish, Austin J	17	LRAD-AR	27.92
46	O'Shea, Will J	15	CSP-OZ	27.93
47	Brunelli, Nicholas P	15	SSC-IN	27.99
48	Newton, Destry A	18	CSP-OZ	28.01
49	Bruder, Jeremy A	16	RSCA-OZ	28.04
50	Brenner, Noah A	15	SSC-IN	28.12
51	Perry, Ryan A	17	SSC-IN	28.14
52	Crell, Jacob S	18	SSC-IN	28.17
53	Sloan, Ben P	16	LA-MV	28.19
54	Watson, Ross	16	SPA-AR	28.30
55	Blethroad, Jack R	15	RPLX-OZ	28.34
56	Domjan, Alec J	17	SEAL-OZ	28.43
57	Wall, Patrick M	19	CSP-OZ	28.44
58	Mayfield, Jesse L	16	SCCY-OZ	28.47
59	Brand, William E	15	SPA-AR	28.52
60	McGinnis, Connor J	17	SEAL-OZ	28.64
61	Simek, Andrew D	20	RSCA-OZ	28.66
*62	Russell, Jackson T	15	SSC-IN	28.80
*62	Flockenhaus, Peter D	17	SSC-IN	28.80
64	Masters, Michael J	16	SSC-IN	28.90
65	Hunt, Austin A	16	HAWG-AR	29.09
66	Barnes, Elliott H	15	CSP-OZ	29.11
67	Knasel, Garrett T	15	CSP-OZ	29.20
*68	Hall, Ryan G	17	SALU-OZ	29.21
*68	Candel, Alex A	16	WEST-IL	29.21
70	Weibel, Brendan A	15	WEST-IL	29.26
71	Werkema, Sean R	17	WEST-IL	29.30
*72	Gill, Zach T	15	NSC-IN	29.32
*72	Haefner, Brandon D	15	HAWG-AR	29.32

74	McCauley, Blake A	16	LRAD-AR	29.35
*75	Cathey, Brandon C	15	LRAD-AR	29.36
*75	Parsons, Dustin L	16	SEAL-OZ	29.36
77	Scott, Sam E	16	LRAD-AR	29.44
78	Johnson, Luke C	16	SSC-IN	29.66
79	Basler, Scott M	17	PKWY-OZ	29.73
80	Clark, Richard F	19	CSP-OZ	29.84
81	Bradley, Trevor J	17	NSC-IN	29.97
82	Wojtak, Jeremy J	15	PKWY-OZ	30.03
83	Mapel, Eddie A	16	WEST-IL	30.28
84	Lewis, Zacher T	16	PKWY-OZ	30.31
85	Wood, Bobby C	15	RPLX-OZ	30.35
86	Baker, Collin M	17	SSC-IN	30.38
87	Montgomery, Justin M	17	CRCY-OZ	31.08
88	Koeniguer, Grant A	16	RSCA-OZ	31.14
89	Huston, Mitchell Jr D	11	JCAY-MV	31.47
90	Peck, David A	15	PKWY-OZ	32.46

6	LA-MV	A	2:16.37	
	O'Connor, Katelyn S	12	Archer, Brittany M	12
	Rogers, Piper E	11	Krannawitter, Kara A	12
	33.35	1:08.16	1:42.81	2:16.37
7	CSP-OZ	C	2:16.43	
	Kelly, Erin N	12	Brodersen, Katie M	11
	Jurotich, Christina M	11	Owenby, Abbey P	11
	32.17		58.43	2:16.43
8	WEST-IL	A	2:17.70	
	McManus, Sarah C	12	Willemse, Maud F	11
	Neil, Maggie M	11	O'Bryan, Amanda S	11
	22.64	1:05.01	1:40.73	2:17.70
9	CSP-OZ	D	2:17.76	
	George, Peri P	11	Liang, Leda M	11
	Marusic, Sophia M	12	Goldenberg, Carlye B	12
	35.00	1:09.91	1:41.50	2:17.76
10	PKWY-OZ	A	2:20.75	
	Brown, Madison J	12	Hagge, Allison M	12
	Hofer, Annika N	12	Shell, Ellie R	11
	16.81		38.02	2:20.75
11	NSC-IN	A	2:24.46	
	Kolleck, Kelly A	12	Treski, Sophie R	11
	Arosteguy, Alexis J	11	Heidecker, Hailey V	12
	19.58	1:10.25	1:47.43	2:24.46
12	LA-MV	B	2:26.04	
	Detwiler, Hailei A	11	Prather, Zoe R	11
	Plinsky, Rowan K	12	Tracy, Emma B	12
	38.21	1:14.38	1:51.84	2:26.04
13	CSP-OZ	F	2:33.75	

#105 Girls 11-12 200 Meter Free Relay

Sponsor: The Pumm Family

Meet Record: 2:03.08R 2009 Southeastern Swim C

C Ahls, A Barnes, N Mudd, A Clarke

Team	Relay	Finals Time		
1	CSP-OZ	A 2:04.56		
	Melnick, Melissa E	12 Barrett, Elizabeth J	12	
	Daniels, Alexis V	12 Kelly, Audrey C	12	
	30.07	1:03.28	1:04.13	2:04.56
2	SSC-IN	A 2:07.57		
	Tierney, Lydia A	11 Young, Anna E	12	
	Barnes, Emily K	11 Kaess, Julie E	12	
	31.39	1:03.79	1:36.31	2:07.57
3	CSP-OZ	B 2:13.12		
	Brazile, Emerson T	11 Mauze, Evie E	12	
	Corzine, Rebecca L	12 Reichert, Anna N	12	
	33.17	1:06.58	1:16.44	2:13.12
4	RSCA-OZ	A 2:15.52		
	Miller, Anna M	11 Ijei, Uche C	11	
	Squellati, Jessie N	12 Lemon, Alyssa L	12	
	31.30	1:09.00	1:43.49	2:15.52
5	SSC-IN	B 2:15.66		
	Heinzmann, Abbie M	12 Schkeryantz, Anna P	11	
	Lugar, Megan A	12 Nigh, Rachel E	12	
	18.68	1:09.25	1:41.21	2:15.66

#106 Boys 11-12 200 Meter Free Relay

Sponsor: The Pumm Family

Meet Record: 2:04.97R 2010 SWAC SWIM TEAM

K SWIATKOWSKI, C FRANK, C BOYLAN, A SWIA

Team	Relay	Finals Time		
1	LA-MV	A 2:10.94		
	Wilkus, Matthew J	12 Lin, Sydney R	11	
	Yoder, Evan D	12 Portela, Jordan L	12	
	21.77	1:08.43	1:28.58	2:10.94
2	RSCA-OZ	A 2:11.44		
	Lombardo, Tommy A	12 Lemon, Joey A	11	
	Dreiserwerd, Ryan M	12 Haefner, Jake R	12	
	30.41	1:04.80	1:39.11	2:11.44



CSP Tideriders Summer Invitational - 6/24/2011 to 6/26/2011

CSP Tideriders Summer Invitational, Sanction #: 5363

June 24 - 26, 2011

Results

(#106 Boys 11-12 200 Meter Free Relay)

3	CSP-OZ	A	2:12.00
	Ogbevoen, Iyayi J 12	Chen, Tiger 12	
	Goldenberg, Max S 12	Graham, Matt J 11	
	16.95	1:03.05	1:22.22
4	WEST-IL	A	2:16.08
	Vitek, Jeffrey M 11	Glowniak, Brandon T 11	
	LaValle, Andrew J 11	Willemse, Thomas G 11	
	32.38	53.07	2:16.08

#107 Girls 10&U 50 Meter Fly

Sponsor: The Rill Family

Meet Record: 35.42R 2010 Taylor L Norwood

Name	Age	Team	Finals Time
1 Gerspach, Shannon L	10	RSCA-OZ	36.28
2 Amerman, Ashton R	10	PAWW-IL	36.55
3 Behl, Cate E	10	RSCA-OZ	37.28
*4 Brannan, Sierra C	10	EDWY-OZ	37.69
*4 Bousky, Emma L	10	PAWW-IL	37.69
6 Nelson, Chloe B	10	MSA-MV	38.01
7 Glowniak, Anna E	10	WEST-IL	38.04
8 Main, Eva G	10	RSCA-OZ	38.48
9 Stalder, Kristen E	10	HAWG-AF	38.67
10 Sekula, Julianne B	10	HAWG-AF	39.16
11 Owens, Grace E	10	WEST-IL	40.79
12 Haerle, Hannah M	10	NSC-IN	40.80
13 Hulslander, Nancy L	9	CSP-OZ	43.02
14 Elbert, Abigail M	10	RSCA-OZ	43.93
15 Rabiei, Sahar F	10	EDWY-OZ	45.24
16 Nourie, Camilla M	10	CSP-OZ	45.28
17 Schattgen, Abbie W	9	JCAY-MV	45.37
18 Bach, Michaela S	10	CSP-OZ	45.69
19 Duggan, Ally M	10	RSCA-OZ	45.74
20 Porter, Kaitlyn E	9	NSC-IN	46.45
21 Lynch, Michelle R	10	CRCY-OZ	46.74
22 Booth, Morgan A	10	SSC-IN	46.99
23 Beard, Lauren M	9	CSP-OZ	47.47
24 Hurlock, Alex M	10	NSC-IN	47.92
25 Clevenger, Reagan L	10	SSC-IN	48.93
26 Timberman, Emily E	9	SSC-IN	49.17
27 Barcelona, Sarah G	10	WEST-IL	49.39
28 Roderick, Caroline K	9	CSP-OZ	50.12
29 Liang, Lena H	9	CSP-OZ	51.22
30 Tichenor, Abby N	10	RSCA-OZ	51.27

31 Ross, Megan M	10	CSP-OZ	51.60
32 Crane, Rebecca A	8	CSP-OZ	53.09
33 Fredman, Sophie M	9	CSP-OZ	53.80
34 LaValle, Audrey T	9	WEST-IL	55.27
35 Carmody, Laura S	8	CSP-OZ	57.49
36 Pedersen, Ellie A	9	SSC-IN	57.68
37 Barcelona, Nina	8	WEST-IL	1:11.80

#108 Boys 10&U 50 Meter Fly

Sponsor: The Rill Family

Meet Record: 34.48R 2008 John G Wilmsen

Name	Age	Team	Finals Time
1 Junker, Cole J	10	YOSI-OZ	35.06
2 Ratliff, Blake M	10	SSC-IN	35.39
3 Edwards, Luke L	10	LA-MV	35.69
4 Kratky, Cameron L	10	RSCA-OZ	36.19
5 Lahmann, Donovan P	10	WEST-IL	37.20
6 Maginn, Luke L	10	RSCA-OZ	38.42
7 Yan, Brandon M	9	EDWY-OZ	38.59
8 Robinson, Matthew W	10	PKWY-OZ	38.68
9 Gelman, Alex	9	PKWY-OZ	39.94
10 Feder, Joseph G	10	PKWY-OZ	40.30
11 Bodnar, Jack P	10	CSP-OZ	41.07
12 Lahmann, Nolan P	8	WEST-IL	42.75
13 Welch, Wil W	10	CSP-OZ	43.29
*14 Sloan, Landon M	10	LA-MV	43.72
*14 Miller, Alex T	10	CSP-OZ	43.72
16 Montgomery, Alex R	10	NSC-IN	43.96
17 Fitzgerald, Colin P	9	CSP-OZ	45.36
18 O'Brien, Andrew T	9	CSP-OZ	45.88
19 Gao, Luyi	10	CSP-OZ	47.54
20 Boxell, Ben F	10	WEST-IL	47.93
21 Ratliff, Andrew J	10	SSC-IN	48.74
22 Brunelli, Jacob T	10	SSC-IN	49.86
23 Heiss, Drew D	9	NSC-IN	50.56
24 Robinson, Noah A	9	PKWY-OZ	55.08
--- Marsters, Nathaniel A	10	CSP-OZ	DQ
--- Terschak, Caleb M	10	RSCA-OZ	DQ
--- McManus, Brian j	10	WEST-IL	DQ


#109 Girls 11-12 50 Meter Fly

Sponsor: The Rill Family

Meet Record: 30.82R 2010 Courtney K Caldwell

Name	Age	Team	Finals Time
1 Gramlich, Jordy M	12	JCAY-MV	33.46

2 Melnick, Melissa E	12	CSP-OZ	34.01
3 Brown, Madison J	12	PKWY-OZ	34.11
4 Kaess, Julie E	12	SSC-IN	34.42
5 Corzine, Rebecca L	12	CSP-OZ	34.56
6 Miller, Anna M	11	RSCA-OZ	34.57
7 McPherson, Elizabeth	12	EDWY-OZ	34.94
8 Young, Anna E	12	SSC-IN	35.02
9 Lemon, Alyssa L	12	RSCA-OZ	35.18
10 Kelly, Audrey C	12	CSP-OZ	35.25
11 Moon, Elle M	12	MSA-MV	35.53
12 Peters, Megan L	12	SEAL-OZ	35.57
13 George, Peri P	11	CSP-OZ	35.71
14 McManus, Sarah C	12	WEST-IL	35.92
15 Marusic, Sophia M	12	CSP-OZ	36.29
16 Rogers, Piper E	11	LA-MV	36.31
17 Schimmelpfenning, C	11	PAWW-IL	36.62
18 Edwards, Natalie E	12	YOSI-OZ	36.71
19 Tierney, Lydia A	11	SSC-IN	36.78
20 Reichert, Anna N	12	CSP-OZ	36.84
21 Daniels, Alexis V	12	CSP-OZ	36.98
22 Ripp, Shelby I	11	UNA-OZ	37.29
23 Duncan, Brenna N	12	JCAY-MV	37.42
24 Krannawitter, Kara A	12	LA-MV	37.47
25 Kelly, Erin N	12	CSP-OZ	37.52
26 Mauze, Evie E	12	CSP-OZ	37.75
27 Brady, Victoria L	12	EDWY-OZ	37.76
28 Thro, Colette M	12	YOSI-OZ	38.01
29 Jurotich, Christina M	11	CSP-OZ	38.44
30 Willemse, Maud F	11	WEST-IL	38.55
31 Barnes, Emily K	11	SSC-IN	38.63
32 Kolleck, Kelly A	12	NSC-IN	38.64
33 O'Connor, Katelyn S	12	LA-MV	38.90
34 Brazile, Emerson T	11	CSP-OZ	39.18
35 Goldenberg, Carlye B	12	CSP-OZ	39.25
36 Liang, Leda M	11	CSP-OZ	39.40
37 Williams, Nicole M	11	JCAY-MV	39.49
38 O'Bryan, Amanda S	11	WEST-IL	39.61
39 Barrett, Elizabeth J	12	CSP-OZ	39.63
40 Brodersen, Katie M	11	CSP-OZ	39.67
41 Breitmeyer, Sophie B	11	CSP-OZ	39.72
42 Hedgecock, Loren G	11	HAWG-AF	39.76
*43 Lugar, Megan A	12	SSC-IN	39.94
*43 Tracy, Emma B	12	LA-MV	39.94
45 Archer, Brittany M	12	LA-MV	40.27
46 Heinzmann, Abbie M	12	SSC-IN	40.45



CSP Tideriders Summer Invitational - 6/24/2011 to 6/26/2011

CSP Tideriders Summer Invitational, Sanction #: 5363

June 24 - 26, 2011

Results

(#109 Girls 11-12 50 Meter Fly)

47	Hatton, Leah R	11	HAWG-AR	40.52
48	Nigh, Rachel E	12	SSC-IN	41.35
49	Plinsky, Rowan K	12	LA-MV	41.56
50	Treski, Sophie R	11	NSC-IN	41.58
51	Womack, Erin T	12	HAWG-AR	42.06
52	Hagge, Allison M	12	PKWY-OZ	42.51
53	Shell, Ellie R	11	PKWY-OZ	42.52
54	Clark, Hollis E	11	WEST-IL	42.78
55	Arosteguy, Alexis J	11	NSC-IN	42.92
56	Owenby, Abbey P	11	CSP-OZ	43.52
57	Beard, Nicole A	11	CSP-OZ	44.53
58	Porter, Krislyn P	11	NSC-IN	45.36
59	Neil, Maggie M	11	WEST-IL	45.37
60	Mueller, Emma C	11	CSP-OZ	45.61
61	Robinson, Emily K	12	PKWY-OZ	45.69
62	Hofer, Annika N	12	PKWY-OZ	46.25
63	Cecchini, Lauren C	11	WEST-IL	46.82
64	Ijei, Uche C	11	RSCA-OZ	47.66
65	O'Brien, Hannah C	11	CSP-OZ	50.00
66	Heidecker, Hailey V	12	NSC-IN	51.77
67	Crane, Rachel A	11	CSP-OZ	53.86
---	Squellati, Jessie N	12	RSCA-OZ	DQ

#110 Boys 11-12 50 Meter Fly

Sponsor: The Rill Family

Meet Record: 30.22R 2011 Jordan L Portela

Name	Age	Team	Finals Time	
1	Portela, Jordan L	12	LA-MV	30.22R
2	Lombardo, Tommy A	12	RSCA-OZ	32.98
3	Vitek, Jeffrey M	11	WEST-IL	33.53
4	Ripp, Conner D	12	UNA-OZ	33.54
5	Lemon, Joey A	11	RSCA-OZ	35.08
6	Wells, Graham H	11	PKWY-OZ	35.30
7	Terrian, Matthew A	11	PAWW-IL	35.56
8	Ogbevoen, Iyayi J	12	CSP-OZ	36.07
9	Eisenhut, Landon G	11	NSC-IN	36.23
10	Cunningham, Matthew	12	HAWG-AR	36.28
11	Goldenberg, Max S	12	CSP-OZ	36.75
12	Chen, Tiger	12	CSP-OZ	36.85
13	Grimm, Adam L	11	RPLX-OZ	37.33
14	Haefner, Jake R	12	RSCA-OZ	37.82
15	Glowniak, Brandon T	11	WEST-IL	38.13
16	Wilkus, Matthew J	12	LA-MV	38.93

17	Yoder, Evan D	12	LA-MV	39.56
18	Willemse, Thomas G	11	WEST-IL	39.84
19	Vandeberg, Jack T	11	SSC-IN	40.32
20	Dreisewerd, Ryan M	12	RSCA-OZ	40.38
21	Graham, Matt J	11	CSP-OZ	41.18
22	Ribordy, Eroh W	11	PAWW-IL	42.05
23	Errichiello, Frank J	11	UN WE-IL	42.34
24	Varela, Jake M	11	CSP-OZ	42.98
25	Wrobley, Lyon L	12	CSP-OZ	44.81
26	Spencer, Jack P	11	RSCA-OZ	45.42

#111 Girls 10&U 50 Meter Breast

Sponsor: The Stambaugh Family

Meet Record: 43.36R 2010 Shelby I Ripp

Name	Age	Team	Finals Time	
1	Glowniak, Anna E	10	WEST-IL	43.89
2	Gerspach, Shannon L	10	RSCA-OZ	45.22
3	Bach, Michaela S	10	CSP-OZ	45.25
4	Rabiei, Sahar F	10	EDWY-OZ	47.10
5	Haerle, Hannah M	10	NSC-IN	47.21
6	Nelson, Chloe B	10	MSA-MV	47.72
7	Bousky, Emma L	10	PAWW-IL	48.65
8	Main, Eva G	10	RSCA-OZ	48.81
*9	Amerman, Ashton R	10	PAWW-IL	48.94
*9	Barcelona, Sarah G	10	WEST-IL	48.94
11	Hulslander, Nancy L	9	CSP-OZ	49.16
12	Brannan, Sierra C	10	EDWY-OZ	49.98
13	Sekula, Julianne B	10	HAWG-AR	50.11
14	Hackett, Rebecca J	10	EDWY-OZ	50.93
15	Nourie, Camilla M	10	CSP-OZ	51.35
16	Beard, Lauren M	9	CSP-OZ	52.04
17	Pedersen, Ellie A	9	SSC-IN	52.45
18	Hurlock, Alex M	10	NSC-IN	52.50
19	Stalder, Kristen E	10	HAWG-AR	52.57
20	Ross, Megan M	10	CSP-OZ	53.09
21	Porter, Kaitlyn E	9	NSC-IN	53.23
22	Behl, Cate E	10	RSCA-OZ	53.50
23	Schattgen, Abbie W	9	JCAY-MV	53.54
24	Tichenor, Abby N	10	RSCA-OZ	53.83
25	Liang, Lena H	9	CSP-OZ	54.02
26	Clevenger, Reagan L	10	SSC-IN	54.67
27	LaValle, Audrey T	9	WEST-IL	54.76
28	Owens, Grace E	10	WEST-IL	54.90
29	Elbert, Abigail M	10	RSCA-OZ	55.00
30	Booth, Morgan A	10	SSC-IN	55.02

31	Duggan, Ally M	10	RSCA-OZ	56.75
32	Crane, Rebecca A	8	CSP-OZ	58.85
33	Timberman, Emily E	9	SSC-IN	59.49
34	Barcelona, Nina	8	WEST-IL	59.88
35	Carmody, Laura S	8	CSP-OZ	1:00.98
36	Lynch, Michelle R	10	CRCY-OZ	1:01.61
37	Roderick, Caroline K	9	CSP-OZ	1:04.44
38	Ratliff, Brooke M	7	SSC-IN	1:05.33
39	Clark, Lainey L	9	WEST-IL	1:15.68
---	Fredman, Sophie M	9	CSP-OZ	DQ

#112 Boys 10&U 50 Meter Breast

Sponsor: The Stambaugh Family

Meet Record: 42.74R 2011 Blake M Ratliff

Name	Age	Team	Finals Time	
1	Ratliff, Blake M	10	SSC-IN	42.74R
2	Junker, Cole J	10	YOSI-OZ	44.37
3	Yan, Brandon M	9	EDWY-OZ	49.14
4	Robinson, Matthew W	10	PKWY-OZ	49.70
5	Miller, Alex T	10	CSP-OZ	50.04
6	Gelman, Alex	9	PKWY-OZ	50.40
7	Kratky, Cameron L	10	RSCA-OZ	50.41
8	Edwards, Luke L	10	LA-MV	51.09
9	Gao, Luyi	10	CSP-OZ	51.48
10	Brunelli, Jacob T	10	SSC-IN	51.61
11	Sloan, Landon M	10	LA-MV	51.88
12	Bodnar, Jack P	10	CSP-OZ	52.02
13	Welch, Wil W	10	CSP-OZ	52.59
14	Lahmann, Donovan P	10	WEST-IL	52.74
15	Ratliff, Andrew J	10	SSC-IN	52.90
16	O'Brien, Andrew T	9	CSP-OZ	53.44
17	McManus, Brian j	10	WEST-IL	54.03
18	Terschak, Caleb M	10	RSCA-OZ	54.87
19	Maginn, Luke L	10	RSCA-OZ	56.23
20	Robinson, Noah A	9	PKWY-OZ	57.33
21	Heiss, Drew D	9	NSC-IN	57.38
22	Lahmann, Nolan P	8	WEST-IL	57.49
23	Fitzgerald, Colin P	9	CSP-OZ	57.70
24	Boxell, Ben F	10	WEST-IL	1:02.00
25	Montgomery, Alex R	10	NSC-IN	1:02.31
26	Marsters, Nathaniel A	10	CSP-OZ	1:02.88
27	Bilderback, Thad T	10	CSP-OZ	1:06.28
28	Fredman, Graham A	8	CSP-OZ	1:12.24



CSP Tideriders Summer Invitational - 6/24/2011 to 6/26/2011

CSP Tideriders Summer Invitational, Sanction #: 5363

June 24 - 26, 2011

Results

#113 Girls 11-12 50 Meter Breast

Sponsor: The Stambaugh Family

Meet Record: 37.21R 2010 Avery M Braunecker

Name	Age	Team	Finals Time
1 Krannawitter, Kara A	12	LA-MV	39.70
2 Kelly, Erin N	12	CSP-OZ	40.23
3 Moon, Elle M	12	MSA-MV	40.30
4 Willemse, Maud F	11	WEST-IL	40.72
5 Ripp, Shelby I	11	UNA-OZ	41.52
6 Corzine, Rebecca L	12	CSP-OZ	42.14
7 Hofer, Annika N	12	PKWY-OZ	43.06
8 Marusic, Sophia M	12	CSP-OZ	43.22
9 Brady, Victoria L	12	EDWY-OZ	43.29
10 Lemon, Alyssa L	12	RSCA-OZ	43.35
11 Kaess, Julie E	12	SSC-IN	43.52
12 Heinzmann, Abbie M	12	SSC-IN	44.16
13 Young, Anna E	12	SSC-IN	44.27
14 Kelly, Audrey C	12	CSP-OZ	44.33
15 Thro, Colette M	12	YOSI-OZ	44.40
16 Jurotich, Christina M	11	CSP-OZ	44.67
17 Liang, Leda M	11	CSP-OZ	44.87
18 Hatton, Leah R	11	HAWG-AF	45.02
19 Reichert, Anna N	12	CSP-OZ	45.11
20 Brown, Madison J	12	PKWY-OZ	45.33
21 Tracy, Emma B	12	LA-MV	45.87
22 Tierney, Lydia A	11	SSC-IN	45.89
23 Neil, Maggie M	11	WEST-IL	45.99
24 McDaniels, Kelen K	11	PAWW-IL	46.16
25 Brazile, Emerson T	11	CSP-OZ	46.57
26 Melnick, Melissa E	12	CSP-OZ	46.63
27 Edwards, Natalie E	12	YOSI-OZ	46.81
28 Shell, Ellie R	11	PKWY-OZ	47.27
29 Williams, Nicole M	11	JCAY-MV	47.38
30 Porter, Krislyn P	11	NSC-IN	47.48
31 Schkeryantz, Anna P	11	SSC-IN	47.62
32 Mauze, Evie E	12	CSP-OZ	47.77
33 Owenby, Abbey P	11	CSP-OZ	48.22
34 Lugar, Megan A	12	SSC-IN	48.56
35 Brodersen, Katie M	11	CSP-OZ	48.61
36 Squellati, Jessie N	12	RSCA-OZ	48.71
37 Beard, Nicole A	11	CSP-OZ	48.75
38 Hedgecock, Loren G	11	HAWG-AF	48.77
39 Barrett, Elizabeth J	12	CSP-OZ	48.85
40 Treski, Sophie R	11	NSC-IN	49.06

41 O'Brien, Hannah C	11	CSP-OZ	49.24
42 Barnes, Emily K	11	SSC-IN	49.31
43 Poiter, Callista R	11	EDWY-OZ	49.54
44 George, Peri P	11	CSP-OZ	49.59
45 O'Bryan, Amanda S	11	WEST-IL	50.24
46 Breitmeyer, Sophie B	11	CSP-OZ	50.34
47 Goldenberg, Carlye B	12	CSP-OZ	50.54
48 Womack, Erin T	12	HAWG-AR	50.66
49 Ijei, Uche C	11	RSCA-OZ	50.78
50 Mueller, Emma C	11	CSP-OZ	51.66
51 McManus, Sarah C	12	WEST-IL	51.75
52 Arosteguy, Alexis J	11	NSC-IN	51.79
53 Hagge, Allison M	12	PKWY-OZ	51.81
54 Heidecker, Hailey V	12	NSC-IN	52.16
55 Nigh, Rachel E	12	SSC-IN	52.39
56 Robinson, Emily K	12	PKWY-OZ	52.45
57 Crane, Rachel A	11	CSP-OZ	52.96
58 Clark, Hollis E	11	WEST-IL	54.46
59 Smith, Helen S	11	WEST-IL	55.07
60 Cecchini, Lauren C	11	WEST-IL	56.20
--- Miller, Anna M	11	RSCA-OZ	DQ
--- Duncan, Brenna N	12	JCAY-MV	DQ

#114 Boys 11-12 50 Meter Breast

Sponsor: The Stambaugh Family

Meet Record: 37.29R 2010 Konrad A Swiatkows

Name	Age	Team	Finals Time
1 Chen, Tiger	12	CSP-OZ	39.38
2 Eisenhut, Landon G	11	NSC-IN	39.92
3 Portela, Jordan L	12	LA-MV	40.06
4 Huston, Mitchell Jr D	11	JCAY-MV	40.39
5 Goldenberg, Max S	12	CSP-OZ	41.42
6 Ogevoen, Iyayi J	12	CSP-OZ	42.52
7 Wells, Graham H	11	PKWY-OZ	42.76
8 Ripp, Conner D	12	UNA-OZ	44.01
9 Lombardo, Tommy A	12	RSCA-OZ	44.20
10 Hillmer, Matthew R	11	RPLX-OZ	44.65
11 Haefner, Jake R	12	RSCA-OZ	44.66
12 Grimm, Adam L	11	RPLX-OZ	45.16
13 Willemse, Thomas G	11	WEST-IL	45.48
14 Wilkus, Matthew J	12	LA-MV	45.51
15 Lin, Sydney R	11	LA-MV	45.66
16 Lemon, Joey A	11	RSCA-OZ	45.84
17 Terrian, Matthew A	11	PAWW-IL	46.12
18 Vandenberg, Jack T	11	SSC-IN	46.72

19 Glowniak, Brandon T	11	WEST-IL	47.01
20 LaValle, Andrew J	11	WEST-IL	47.47
21 Vitek, Jeffrey M	11	WEST-IL	47.57
22 Cunningham, Matthew	12	HAWG-AF	47.62
23 Bode, William R	12	EDWY-OZ	47.93
*24 LeVasseur, Porter M	11	EDWY-OZ	48.51
*24 Talley, Joel C	11	RPLX-OZ	48.51
26 Yoder, Evan D	12	LA-MV	48.52
27 Spencer, Jack P	11	RSCA-OZ	50.28
28 Ribordy, Eroh W	11	PAWW-IL	51.00
29 Errichiello, Frank J	11	UN WE-IL	53.88
30 Wrobley, Lyon L	12	CSP-OZ	54.83
31 Varela, Jake M	11	CSP-OZ	54.86
32 Graham, Matt J	11	CSP-OZ	55.58
33 Dreisewerd, Ryan M	12	RSCA-OZ	55.97

#115 Girls 10&U 200 Meter Free

Sponsor: The Stutzer Family

Meet Record: 2:29.90R 2009 Bentley E Hulshof

Name	Age	Team	Finals Time	
1 Amerman, Ashton R	10	PAWW-IL	2:31.42	
2 Gerspach, Shannon L	10	RSCA-OZ	2:39.29	
3 Behl, Cate E	10	RSCA-OZ	2:39.57	
4 Rabiei, Sahar F	10	EDWY-OZ	2:40.83	
5 Haerle, Hannah M	10	NSC-IN	2:51.36	
6 Bousky, Emma L	10	PAWW-IL	2:53.58	
	39.82	1:24.68	2:10.58	2:53.58
7 Stalder, Kristen E	10	HAWG-AF	2:53.94	
	41.26	1:28.21	2:10.37	2:53.94
8 Main, Eva G	10	RSCA-OZ	2:54.80	
9 Nelson, Chloe B	10	MSA-MV	2:55.65	
10 Brannan, Sierra C	10	EDWY-OZ	3:00.73	
	41.15	1:28.47	2:16.39	3:00.73
11 Hulslander, Nancy L	9	CSP-OZ	3:01.35	
12 Booth, Morgan A	10	SSC-IN	3:01.81	
	43.43	1:32.11	2:17.82	3:01.81
13 Elbert, Abigail M	10	RSCA-OZ	3:04.20	
	41.62	1:30.82	2:19.41	3:04.20
14 Glowniak, Anna E	10	WEST-IL	3:04.28	
	42.29	1:29.99	2:18.95	3:04.28
15 Sekula, Julianne B	10	HAWG-AF	3:05.59	
	41.61	1:29.75	2:18.18	3:05.59
16 Bach, Michaela S	10	CSP-OZ	3:06.53	
	42.82	1:31.25	2:20.52	3:06.53



CSP Tideriders Summer Invitational - 6/24/2011 to 6/26/2011

CSP Tideriders Summer Invitational, Sanction #: 5363

June 24 - 26, 2011

Results

(#115 Girls 10&U 200 Meter Free)

17	Beard, Lauren M	9	CSP-OZ	3:07.15
	44.18	1:32.65	2:21.02	3:07.15
18	Owens, Grace E	10	WEST-IL	3:07.76
	44.60	1:33.66	2:22.76	3:07.76
19	Clevenger, Reagan L	10	SSC-IN	3:08.06
	43.29	1:33.06	2:23.34	3:08.06
20	Hurlock, Alex M	10	NSC-IN	3:14.20
	42.62	1:33.72	2:25.49	3:14.20
21	Nourie, Camilla M	10	CSP-OZ	3:15.84
	45.18	1:35.92	2:27.19	3:15.84
22	Porter, Kaitlyn E	9	NSC-IN	3:18.94
	42.64	1:33.52	2:26.26	3:18.94
23	Barcelona, Sarah G	10	WEST-IL	3:19.55
	44.16	1:35.98	2:28.44	3:19.55
24	Liang, Lena H	9	CSP-OZ	3:20.07
	44.51	1:36.45	3:20.07	
25	Duggan, Ally M	10	RSCA-OZ	3:20.67
	44.99	1:39.21	2:32.91	3:20.67
26	Crane, Rebecca A	8	CSP-OZ	3:23.93
	45.59	1:38.37	2:31.24	3:23.93
27	Pedersen, Mo-Mo E	8	SSC-IN	3:28.58
	46.96	1:41.89	2:37.58	3:28.58
28	Timberman, Emily E	9	SSC-IN	3:31.24
	43.89	1:38.28	2:35.79	3:31.24
29	Carmody, Laura S	8	CSP-OZ	3:47.43
	49.69	1:48.41	2:49.07	3:47.43
30	Fredman, Sophie M	9	CSP-OZ	3:59.81
	50.08	1:50.56	2:56.68	3:59.81
31	Pedersen, Ellie A	9	SSC-IN	4:06.23
	51.97	1:56.07	3:03.19	4:06.23

#116 Boys 10&U 200 Meter Free

Sponsor: The Statzer Family

Meet Record: 2:30.81R 2011 Blake M Ratliff

Name	Age	Team	Finals Time	
1	Ratliff, Blake M	10	SSC-IN	2:30.81R
	34.84	1:13.17	1:52.80	2:30.81
2	Edwards, Luke L	10	LA-MV	2:34.72
	35.82	1:14.99	1:55.55	2:34.72
3	Robinson, Matthew W	10	PKWY-OZ	2:35.49
	35.93	1:15.59	1:56.24	2:35.49
4	Junker, Cole J	10	YOSI-OZ	2:37.43
	35.68	1:16.57	1:58.52	2:37.43


5	Lahmann, Donovan P	10	WEST-IL	2:40.59
	37.27	1:18.97	2:01.15	2:40.59
6	Gelman, Alex	9	PKWY-OZ	2:43.22
	36.81	1:18.36	2:01.40	2:43.22
7	Kratky, Cameron L	10	RSCA-OZ	2:44.62
	37.34	1:19.51	2:03.35	2:44.62
8	Maginn, Luke L	10	RSCA-OZ	2:46.70
	37.96	1:21.53	2:05.73	2:46.70
9	Bodnar, Jack P	10	CSP-OZ	2:51.57
	37.88	1:22.25	2:07.97	2:51.57
10	Sloan, Landon M	10	LA-MV	2:53.36
	41.46	1:27.40	2:11.74	2:53.36
11	Montgomery, Alex R	10	NSC-IN	2:56.10
	38.94	1:25.66	2:12.64	2:56.10
12	Welch, Wil W	10	CSP-OZ	2:58.16
	40.59	1:26.98	2:14.20	2:58.16
13	Yan, Brandon M	9	EDWY-OZ	2:59.32
	39.59	1:27.02	2:13.78	2:59.32
14	Miller, Alex T	10	CSP-OZ	3:03.79
	39.60	1:29.87	2:18.38	3:03.79
15	Ratliff, Andrew J	10	SSC-IN	3:04.30
	41.20	1:29.94	2:17.72	3:04.30
16	Gao, Luyi	10	CSP-OZ	3:06.16
	41.10	1:29.57	2:19.67	3:06.16
17	Terschak, Caleb M	10	RSCA-OZ	3:06.45
	41.26	1:29.39	2:19.76	3:06.45
18	McManus, Brian j	10	WEST-IL	3:09.34
	45.11	1:33.33	2:22.84	3:09.34
19	Boxell, Ben F	10	WEST-IL	3:10.43
	44.11	1:33.93	2:26.41	3:10.43
20	O'Brien, Andrew T	9	CSP-OZ	3:11.72
	36.07	1:17.92	2:00.00	3:11.72
21	Fitzgerald, Colin P	9	CSP-OZ	3:16.34
	36.98	1:18.55	2:00.34	3:16.34
22	Robinson, Noah A	9	PKWY-OZ	3:25.72
	46.49	1:39.65	2:34.12	3:25.72
23	Tierney, Aiden W	8	SSC-IN	3:26.70
		1:39.59	2:37.07	3:26.70
24	Brunelli, Jacob T	10	SSC-IN	3:30.09
	47.65	1:41.63	2:37.96	3:30.09
25	Heiss, Drew D	9	NSC-IN	3:31.09
	49.52	1:44.56	2:39.72	3:31.09

#117 Girls 11-12 200 Meter Free

Sponsor: The Statzer Family

Meet Record: 2:17.89R 2010 Jordan M Stout

Name	Age	Team	Finals Time	
1	Kaess, Julie E	12	SSC-IN	2:23.08
	32.78	1:08.99	1:47.03	2:23.08
2	Moon, Elle M	12	MSA-MV	2:23.57
	33.77	1:10.75	1:47.78	2:23.57
3	Young, Anna E	12	SSC-IN	2:25.06
	33.43	1:10.22	1:47.63	2:25.06
4	Brown, Madison J	12	PKWY-OZ	2:25.43
	33.76	1:11.33	1:49.65	2:25.43
5	Melnick, Melissa E	12	CSP-OZ	2:25.60
	33.68	1:11.41	1:50.12	2:25.60
6	McPherson, Elizabeth	12	EDWY-OZ	2:25.92
	33.67	1:10.51	1:48.93	2:25.92
7	Kelly, Audrey C	12	CSP-OZ	2:26.54
	34.02	1:11.72	1:50.01	2:26.54
8	Brady, Victoria L	12	EDWY-OZ	2:27.66
	34.65	1:12.95	1:51.46	2:27.66
9	Edwards, Natalie E	12	YOSI-OZ	2:27.89
	34.12	1:12.31	1:51.89	2:27.89
10	Daniels, Alexis V	12	CSP-OZ	2:28.61
	34.71	1:12.40	1:51.11	2:28.61
11	Ripp, Shelby I	11	UNA-OZ	2:30.57
	34.84	1:13.25	1:52.10	2:30.57
12	Lemon, Alyssa L	12	RSCA-OZ	2:31.09
	34.32	1:13.76	1:53.42	2:31.09
13	Gramlich, Jordy M	12	JCAY-MV	2:33.09
	35.02	1:12.74	1:52.88	2:33.09
14	Corzine, Rebecca L	12	CSP-OZ	2:34.26
	35.31	1:16.10	1:56.15	2:34.26
15	Tierney, Lydia A	11	SSC-IN	2:34.68
	37.03	1:17.37	1:57.21	2:34.68
16	Williams, Nicole M	11	JCAY-MV	2:34.80
	36.13	1:16.42	1:56.94	2:34.80
17	Brodersen, Katie M	11	CSP-OZ	2:34.88
	36.70	1:16.79	1:56.73	2:34.88
18	Tracy, Emma B	12	LA-MV	2:35.55
	35.24	1:15.20	1:55.82	2:35.55
19	Miller, Anna M	11	RSCA-OZ	2:37.19
	35.08	1:14.97	1:57.09	2:37.19
20	Krannawitter, Kara A	12	LA-MV	2:38.38
	36.08	1:16.57	1:57.86	2:38.38



CSP Tideriders Summer Invitational - 6/24/2011 to 6/26/2011

CSP Tideriders Summer Invitational, Sanction #: 5363

June 24 - 26, 2011

Results

(#117 Girls 11-12 200 Meter Free)

21 Reichert, Anna N	12	CSP-OZ	2:38.42	42 Marusic, Sophia M	12	CSP-OZ	2:47.62	2 Lombardo, Tommy A	12	RSCA-OZ	2:19.71
36.37	1:16.36	1:58.54	2:38.42	34.75	1:18.27	2:04.37	2:47.62	31.51	1:06.64	1:42.89	2:19.71
22 Owenby, Abbey P	11	CSP-OZ	2:39.11	43 Womack, Erin T	12	HAWG-AR	2:47.80	3 Wells, Graham H	11	PKWY-OZ	2:26.49
37.54	1:18.42	2:00.08	2:39.11	36.56	1:20.98	2:05.91	2:47.80	33.11	1:10.91	1:49.72	2:26.49
23 Hedgecock, Loren G	11	HAWG-AR	2:39.45	44 George, Peri P	11	CSP-OZ	2:50.46	4 Ripp, Conner D	12	UNA-OZ	2:30.86
37.10	1:18.64	1:59.74	2:39.45	40.03	1:24.80	2:09.84	2:50.46	33.87	1:12.12	1:51.55	2:30.86
24 Thro, Colette M	12	YOSI-OZ	2:40.43	45 Hofer, Annika N	12	PKWY-OZ	2:52.35	5 Grimm, Adam L	11	RPLX-OZ	2:32.40
36.17	1:15.89	1:58.00	2:40.43	37.49	1:23.82	2:09.61	2:52.35	35.32	1:14.39	1:54.70	2:32.40
25 Duncan, Brenna N	12	JCAY-MV	2:41.42	46 Goldenberg, Carlye B	12	CSP-OZ	2:52.75	6 Ogbevoen, Iyayi J	12	CSP-OZ	2:32.46
38.14	1:18.83	2:00.15	2:41.42	39.73	1:23.59	2:09.67	2:52.75	33.88	1:10.68	1:51.74	2:32.46
26 Mauze, Evie E	12	CSP-OZ	2:42.41	47 Treski, Sophie R	11	NSC-IN	2:53.07	7 Chen, Tiger	12	CSP-OZ	2:32.98
38.02	1:21.55	2:04.39	2:42.41	39.87	1:25.13	2:09.98	2:53.07	34.38	1:14.10	1:55.00	2:32.98
27 Hatton, Leah R	11	HAWG-AR	2:42.73	48 McDaniels, Kelen K	11	PAWW-IL	2:55.43	8 Glowniak, Brandon T	11	WEST-IL	2:33.08
38.47	1:20.91	2:02.57	2:42.73	38.57	1:23.55	2:10.45	2:55.43	36.76	1:15.68	1:55.41	2:33.08
28 O'Bryan, Amanda S	11	WEST-IL	2:42.83	49 Heidecker, Hailey V	12	NSC-IN	2:57.18	9 Cunningham, Matthew	12	HAWG-AR	2:34.11
38.25	1:20.37	2:01.91	2:42.83	41.11	1:26.62	2:12.59	2:57.18	36.00	1:15.22	1:54.90	2:34.11
29 McManus, Sarah C	12	WEST-IL	2:43.21	50 Breitmeyer, Sophie B	11	CSP-OZ	2:58.10	10 Haefner, Jake R	12	RSCA-OZ	2:34.36
36.07	1:18.60	2:02.48	2:43.21	39.53	1:25.25	2:12.57	2:58.10	34.11	1:14.69	1:56.30	2:34.36
30 Brazile, Emerson T	11	CSP-OZ	2:43.60	51 Arosteguy, Alexis J	11	NSC-IN	2:58.54	11 Hillmer, Matthew R	11	RPLX-OZ	2:36.97
36.15	1:18.71	2:03.02	2:43.60	41.14	1:26.60	2:13.26	2:58.54	35.24	1:15.68	1:57.53	2:36.97
31 Barnes, Emily K	11	SSC-IN	2:43.75	52 Plinsky, Rowan K	12	LA-MV	3:00.81	12 Goldenberg, Max S	12	CSP-OZ	2:38.94
36.72	1:18.97	2:02.89	2:43.75	39.56	1:26.92	2:15.77	3:00.81	34.65	1:16.17	1:59.11	2:38.94
32 Willemse, Maud F	11	WEST-IL	2:43.81	53 Beard, Nicole A	11	CSP-OZ	3:01.71	13 Eisenhut, Landon G	11	NSC-IN	2:39.01
36.92	1:20.58	2:03.91	2:43.81	42.03	1:28.59	2:17.47	3:01.71	36.43	1:18.44	2:00.43	2:39.01
33 Barrett, Elizabeth J	12	CSP-OZ	2:44.32	54 Robinson, Emily K	12	PKWY-OZ	3:04.98	14 Vitek, Jeffrey M	11	WEST-IL	2:39.25
36.62	1:18.94	2:02.12	2:44.32	40.27	1:26.79	2:15.84	3:04.98	34.18	1:15.26	1:58.26	2:39.25
34 Rogers, Piper E	11	LA-MV	2:44.66	55 Porter, Krislyn P	11	NSC-IN	3:07.76	15 Wilkus, Matthew J	12	LA-MV	2:40.49
37.36	1:19.98	2:04.11	2:44.66	42.00	1:33.15	2:24.37	3:07.76	35.18	1:16.36	1:58.76	2:40.49
35 Schimmelpfenning, C	11	PAWW-IL	2:44.69	56 Hagge, Allison M	12	PKWY-OZ	3:10.27	16 Willemse, Thomas G	11	WEST-IL	2:40.81
37.62	1:21.44	2:05.19	2:44.69	40.75	1:30.29	2:22.86	3:10.27	35.67	1:16.95	1:59.60	2:40.81
36 Liang, Leda M	11	CSP-OZ	2:44.77	57 Detwiler, Hailei A	11	LA-MV	3:10.58	17 Terrian, Matthew A	11	PAWW-IL	2:40.90
37.75	1:20.26	2:03.59	2:44.77	43.03	1:34.57	2:24.95	3:10.58	36.81	1:18.51	2:00.97	2:40.90
37 Nigh, Rachel E	12	SSC-IN	2:44.98	58 Ijei, Uche C	11	RSCA-OZ	3:12.24	18 Vandeberg, Jack T	11	SSC-IN	2:43.20
38.25	1:21.23	2:03.81	2:44.98	42.56	1:31.42	2:24.56	3:12.24	38.11	1:21.25	2:03.89	2:43.20
38 Lugar, Megan A	12	SSC-IN	2:46.18	59 Crane, Rachel A	11	CSP-OZ	3:14.73	19 Talley, Joel C	11	RPLX-OZ	2:43.29
38.98	1:22.54	2:06.24	2:46.18	43.83	1:34.29	2:27.59	3:14.73	37.35	1:20.28	2:03.00	2:43.29
39 Jurotich, Christina M	11	CSP-OZ	2:46.50	--- Peters, Megan L	12	SEAL-OZ	DQ	20 LaValle, Andrew J	11	WEST-IL	2:43.40
37.93	1:21.77	2:05.78	2:46.50	37.22	1:19.62	2:03.18	DQ	39.22	1:22.18	2:03.01	2:43.40
40 Archer, Brittany M	12	LA-MV	2:46.82	#118 Boys 11-12 200 Meter Free							
37.35	1:20.82	2:05.48	2:46.82	Sponsor: The Statzer Family							
41 Squellati, Jessie N	12	RSCA-OZ	2:47.30	Meet Record: 2:13.34R 2008 Patrick J Vega							
37.91	1:19.55	2:03.56	2:47.30	Name Age Team Finals Time							
				1 Portela, Jordan L	12	LA-MV	2:18.03	21 Dreisewerd, Ryan M	12	RSCA-OZ	2:44.91
				30.44	1:05.48	1:42.13	2:18.03	38.13	1:20.17	2:03.20	2:44.91
								22 Lemon, Joey A	11	RSCA-OZ	2:46.86
								37.48	1:20.31	2:04.27	2:46.86
								23 LeVasseur, Porter M	11	EDWY-OZ	2:50.25
								38.43	1:21.55	2:07.86	2:50.25



CSP Tideriders Summer Invitational - 6/24/2011 to 6/26/2011

CSP Tideriders Summer Invitational, Sanction #: 5363

June 24 - 26, 2011

Results

(#118 Boys 11-12 200 Meter Free)

24	Graham, Matt J	11	CSP-OZ	2:51.52
	39.53	1:23.84	2:09.58	2:51.52
25	Yoder, Evan D	12	LA-MV	2:52.33
	38.38	1:23.64	2:08.87	2:52.33
26	Ribordy, Eroh W	11	PAWW-IL	2:54.45
	39.41	1:25.81	2:12.64	2:54.45
27	Errichiello, Frank J	11	UN WE-IL	2:56.50
	38.61	1:25.84	2:12.34	2:56.50
28	Varela, Jake M	11	CSP-OZ	3:02.37
	40.43	1:27.22	2:15.72	3:02.37
29	Wrobley, Lyon L	12	CSP-OZ	3:09.35
	42.93	1:31.24	2:20.97	3:09.35
30	Bode, William R	12	EDWY-OZ	3:20.64
	1:35.97	3:20.64		

