



# ***ATLANTA CLASSIC***

2 0 2 1   S W I M   M E E T



## Meet Updates

# Covid Protocols

- Athletes should come attired in their suits (underneath their warmups).
  - If for any reason an athlete must change (ripped suit, etc.) it must be done in the lower level locker room, not mezzanine level bathroom)
- Masks must be worn at all times, unless actively swimming
- Social distancing at all times. In the team areas, in the coaches' area, etc...
- We may conduct temp checks at the entry points of the venue
- Scheduled team arrival times, staggered to avoid crowding
- Remain in team area unless you are going to swim
- Non Compliance with Covid Protocols, may result in removal from the meet without warning.
- Once in the building plan to stay until your events are done.



## GETTING TO THE CRC

### *Athlete Drop Off?*

- Athlete Drop-off Lanes Available: located at entry of the CRC

### *Passenger Vehicle Parking?*

- Regular vehicles will park in the W02 Student Center deck at 353 Ferst Dr. (it's a short walk)
- Parking lot is 'Click and Pull' lot, you don't need to pre purchase these spots.






## Parking

- ***Vehicles shorter than 6'6"*** may park in the W02 Student Center Lot located at **353 Ferst Dr.** This is a click and pull lot (like the airport). The cost is \$2 per hour with a \$15 max per day. Credit Card Only.
- Do not park anywhere else unless you want your vehicle ticketed, towed or booted.





## **Team Entry Into the Building**

- Swimmers report directly to the front entrance of the CRC.
- Swimmers do not enter from Tech Parkway.
- Please maintain social distancing at this spot.
- Everyone must have a credential visibly displayed or in hand.
- Temperature checks may be done at this point.
- Teams should proceed directly to the the stands, not to the deck.



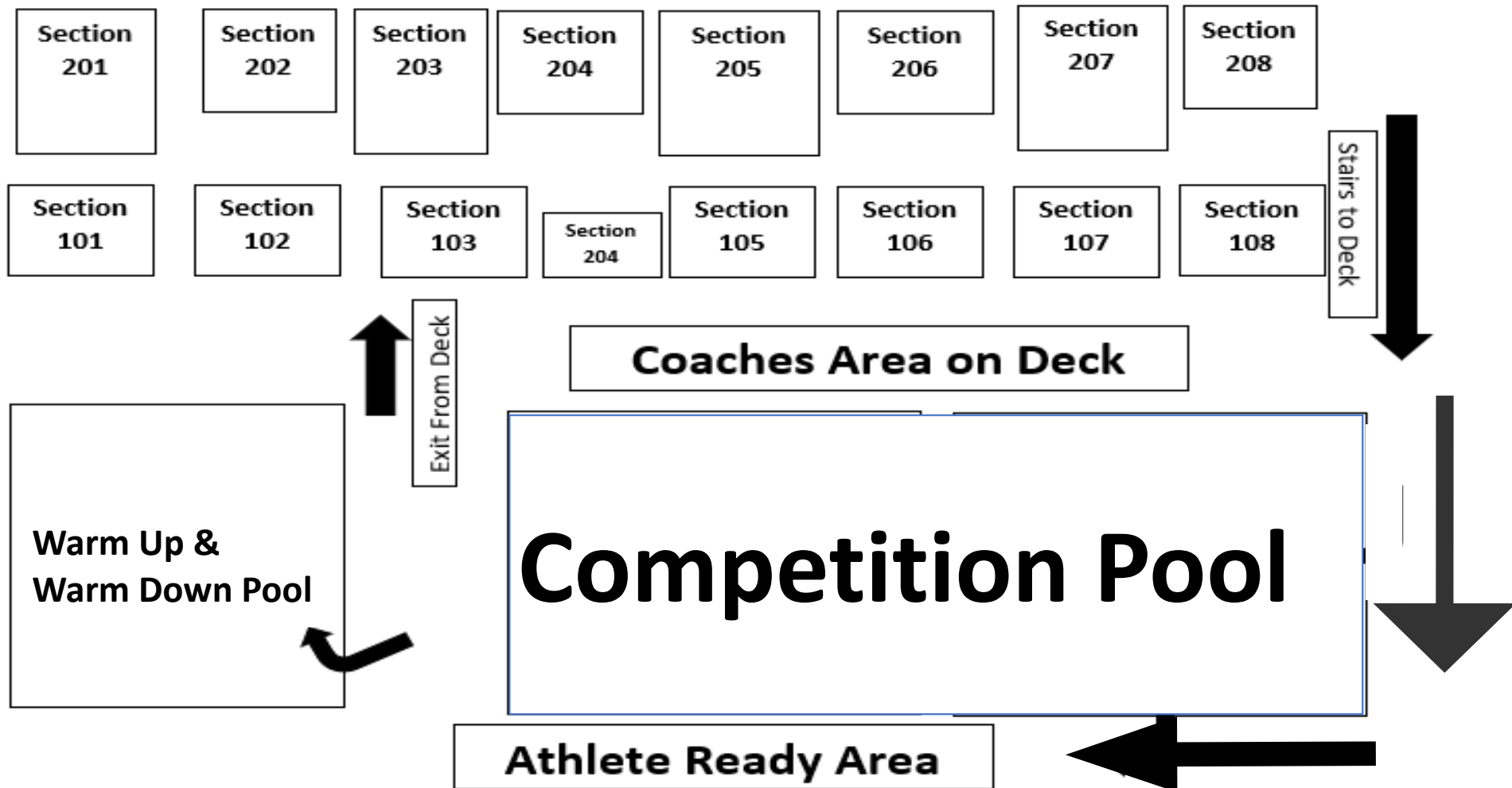


## Team Areas


- Large coolers are NOT allowed in this area. Smaller personal coolers that can fit into or under a seat are OK.
- Coaches/athletes must remain in their area unless they are going to swim.
- People must socially distance in this area and may only sit in marked seats. Coaches should lead by example and help police this with their teams.
- Please follow the instructions of security and event staff.
- **Please clean up your team area before you leave the venue.**

## 2021 GTAC Seating Chart and Traffic Flow

Athletes return to stands through the back hallway & stairs








## Deck Traffic:


- Athletes Enter Pool Deck (red): Scoreboard stairs inside the seating area.
- Coaches access to deck [yellow] (entry & exit). Coaches should use the back stairwell and hallway to access the pool deck.
- Athlete Exit Pool Deck (green): Timing Room door, travel to stands through back stairwell





## **Coaches Area - Bleachers**


- Several Bleachers will be placed on the near side of the pool for coaches who have a deck credential.
- Social Distancing must be maintained in this area at all times. Please stay 6 feet apart. We will mark places on the bleachers to stand.



## Athlete Staging/Bullpen

- Athletes report here to enter the athlete staging area.
- There will be two 3 ft. wide lanes (6 feet apart to bring athlete into this area).






## **Athlete Staging**

- ALL swimmers, ALL events must go through this area and can't go directly to the blocks for their races.
- The athlete staging area will be on the far side of the deck.
- Multiple sets of bleachers will allow for distancing.

***Traffic Flow:*** Athletes entering bullpen between bleachers and pool (green)  
Athletes walk to blocks between bleachers and wall (red)





## Competition & Warm Down

Chairs/Theater Rope: Starting End

Chairs: Single row of chairs behind blocks

*Upon exiting staging area, swimmers will proceed to chair behind their lane, until signaled by meet referee.*

Theater Rope (red): Single rope, separating Competition Pool from Warm Down.

*After athletes compete, exit pool walk around theater rope to enter warm down pool*