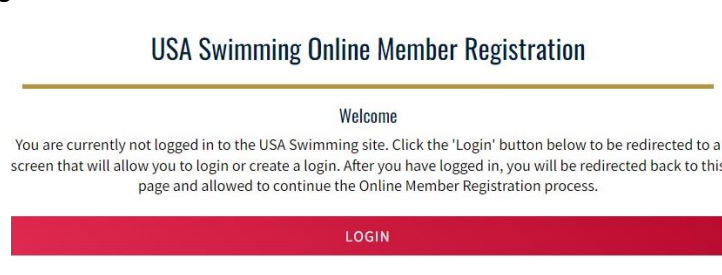


You are NEW to SWIMMING and have NEVER been a Member of USA Swimming

Instructions for Creating your USA Swimming Record and Registering your Athlete and/or Non-Athlete

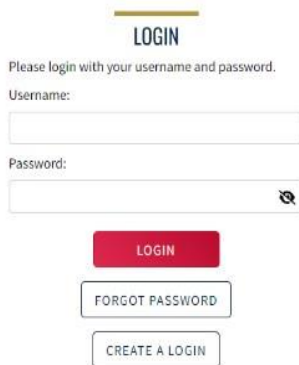
- Your Club Registrar or Administrator will provide you with a link
- When you Click on the link provided by your club to register with USA Swimming. You will see the following:



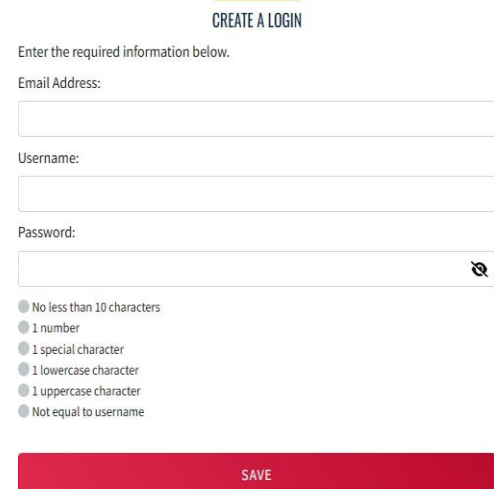
- Click on **LOGIN**

SINCE YOU HAVE NOT CREATED A SWIMS 3.0 RECORD with USA Swimming you can do so from the login screen.

~Select **Create a Login**.



Make sure to use a personal email address instead of a shared account since this will be linked to your individual membership or account. Shared or group email addresses such as office@abcde.com should not be used



~You will receive an email with a verification code. Once the verification code is entered you will be asked to log in using the username and password you just created.

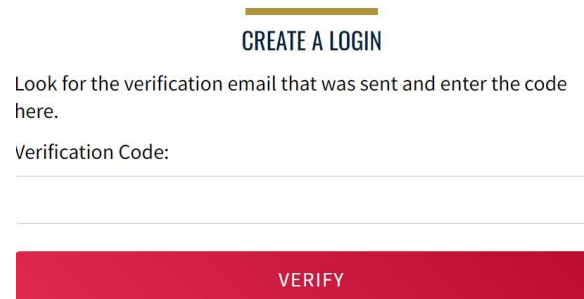
~Then you will be asked to select if the membership is for you or someone else.

~ You can register yourself and/or other family members

~ At the end of the first registration that you create, you'll see the option to *Add Another Member* before you check out.

~ Select the appropriate answer and complete the remaining steps to register yourself and/or other family members.

~ You will receive an email confirmation of the registrations that you have submitted



If you have issues getting into your record and you feel you have followed the directions, email: support@usaswimming.org