



House of Delegates Semiannual Meeting September 2013

Utah Swimming



Agenda

- * Call to Order
- * Roll Call
- * Minutes
- * Officer Reports
- * At-Large Board Reports
- * USI Employee Report
- * Unfinished Business
- * New Business
- * Resolutions and Orders

UTAH



Call to Order- Roll Call-Minutes

- * Call to Order Bob LeMon
- * Roll Call Gwynne Freeman
- * Minutes Gwynne Freeman

UTAH



General Chair-Bob LeMon

MISSION

USI is dedicated to the development of competitive swimming with a long term vision of success with integrity through planning, education and training.

VISION

Creating an environment of excellence where dreams can become reality

UTAH



Secretary-Gwynne Freeman

- * Revised Bylaws will be available online Oct 1
- * Revised Policy & Procedures will be available online Oct 1
- * Revised Rules & Regulations will be available online Oct 1
- * Aquatics Guide with updated calendar will be available online Oct 1

UTAH



Treasurer-Brad Nielson

* 2013 Report to Date

UTAH



YTD Income Statement

	YTD Thru 8/31/13	YTD Thru 8/31/12
Revenue	\$215,000	\$217,000
Expenses	206,000	217,000
Ordinary income	9,000	0
Investment income	32,000	28,000
Net income	41,000	28,000

Balance Sheet

Assets	8/31/13	12/31/12
Cash	\$26,000	\$43,000
Money Market	81,000	57,000
RBC Investments	368,000	336,000
Fixed Assets – Net	1,000	0
Total Assets	\$476,000	\$436,000
Liabilities & Equity		
Total Equity	\$476,000	\$436,000

UTAH



RBC Investment Account

Investment Performance	Balance
RBC Account Balance at 8/31/13	\$368,000
RBC Account Balance at 1/1/13	336,000
YTD Investment Gains	\$27,900
Annualized Rate of Return	14.3%

Investments Allocation at 8/31/13	Balance
US Equities	268,000
International Equities	15,000
Fixed Income	40,000
Mixed Assets	45,000



2013 Meet Reports

Meet	Revenues	Expenses	Net
Senior Champs – Short Course	\$6,193	9,172	(2,979)
Short Course JOs	\$16,123	13,880	2,243
Long Course Champs*	\$18,000	20,500	(2,500)
Zones*	\$37,000	48,000	(11,000)

* Estimated



2014 Budget - Revenue

	Amount	Comments
Registration	\$216,300	Reflects increase in registration fees and 3% growth in membership
Meet Fees	\$50,000	Reflects a 20% increase in entry fees
Zones	\$35,000	
Splash Fees	\$40,500	
Other	\$3,500	
Total	\$345,300	

UTAH



2014 Budget - Expenses

	Amount	Comments
Registration	\$173,000	Reflects increase in registration fees and 3% growth in membership
Meet Fees	\$50,000	LSC run meets budgeted to break even
Zones	\$50,800	Zone deficit is projected to be \$15,800
Convention	\$20,800	Increased participation
New Programs	\$14,500	Safety, diversity, coach reimbursement
Administration	\$35,100	Includes Swimposium, audit fees, and professional services
Athlete reimbursement	\$15,000	
Other	\$8,940	
Total	\$368,140	

UTAH



2014 Budget - Summary

	Amount
Revenue	\$345,340
Expenses	(\$368,140)
Investment Income	\$14,500
Net loss	(\$8,300)

Age Group Chair- Chad Reimschuessel

- * **GOAL** - Develop age group athletes within the LSC to be successful in life
- * **Athlete Committee Members** – Amelia Draney, Michael Pantelakis
- * **Clinic** – Seniors teach age group Swimmer
- * Long Course Report

New State Records	10-Under	11-12	13-14
Individual		15	6
Relay	3	3	1
Total	3	18	7



Age Group Continued

- * **SC Jo's 2014**

- * Location: South Davis Rec Center

- * Date: March 5th-8th

- * Time Standards: *If there were over 32 swimmers in an event over the past three seasons, then the time standard was changed to the average of the 24th place finish for the event (Serena Reynolds, Ben Rae, Mark Gray)*

UTAH



Senior Chair-Michelle Anderson

- * **What is a Senior Swimmer?**
 - * 15 and up or a time Standard
- * **Goals:**
 - * **Increasing and retaining Senior Swimmers in the LSC year round.**
 - * **Senior Meets development**
 - * BYU Meet December 5th-6th
 - * U of U Meet
 - * Meets that qualify for no swims fee
 - * **LSC and Club Leadership using Senior Swimming**
 - * Educating Senior Swimmers about the sport
 - * **Camps**
 - * Senior State- Thursday evening and Sunday Morning
 - * **Increasing number of swimmers and coaches at championship meets**
 - * New funding package for Seniors Swimming and Coach funding

Senior Swimming Continued

* Long Course State Report

Year	2012	2013	
Individual Athlete	569	636	67 more swimmers
Number of Swims	2982	3404	422 more swims
Relay's	362	446	84 more relay's

* We have been experience since 2008 an average of 10% percent growth in our Long Course State meet each season.

* New meet format 2014

- * July 10-12th
- * Will run three session's per day
- * Morning will be prelim's for 11-12, 13-14, and Senior
- * Afternoon Session will be a timed final for 10&unders
- * Evening Session will hold relays for all age groups and finals for 11-12, 13-14, and senior age divisions.

UTAH



Senior Swimming Cont.

- * **Senior Short Course State Meet**

- * Dates February 21st-22nd
- * Third Heat of finals in events with 32 or more swimmers.
- * Rooms Available at the Holiday Inn Express at \$99.00 Per night

- * **Senior Time Standard Adjustment**

- * Formula used: Looked at number of heats per event over 3 years. If an event had more than 4 heats we took the 3rd time and took a three-year average of that time.

UTAH



Athlete Reps

- * USA Swimming 2013 Convention Experience
- * Club Athlete Liaison
- * Special Programs

UTAH



Club Liaison-Chris Westra

- * Communication
 - * Email Lists- Verify
 - * Please forward information to Club Leadership
 - * Any ideas to improve Club Relationships please let me know.

UTAH



Coach Rep-Ron Lockwood

- * Report on Coaches Meeting

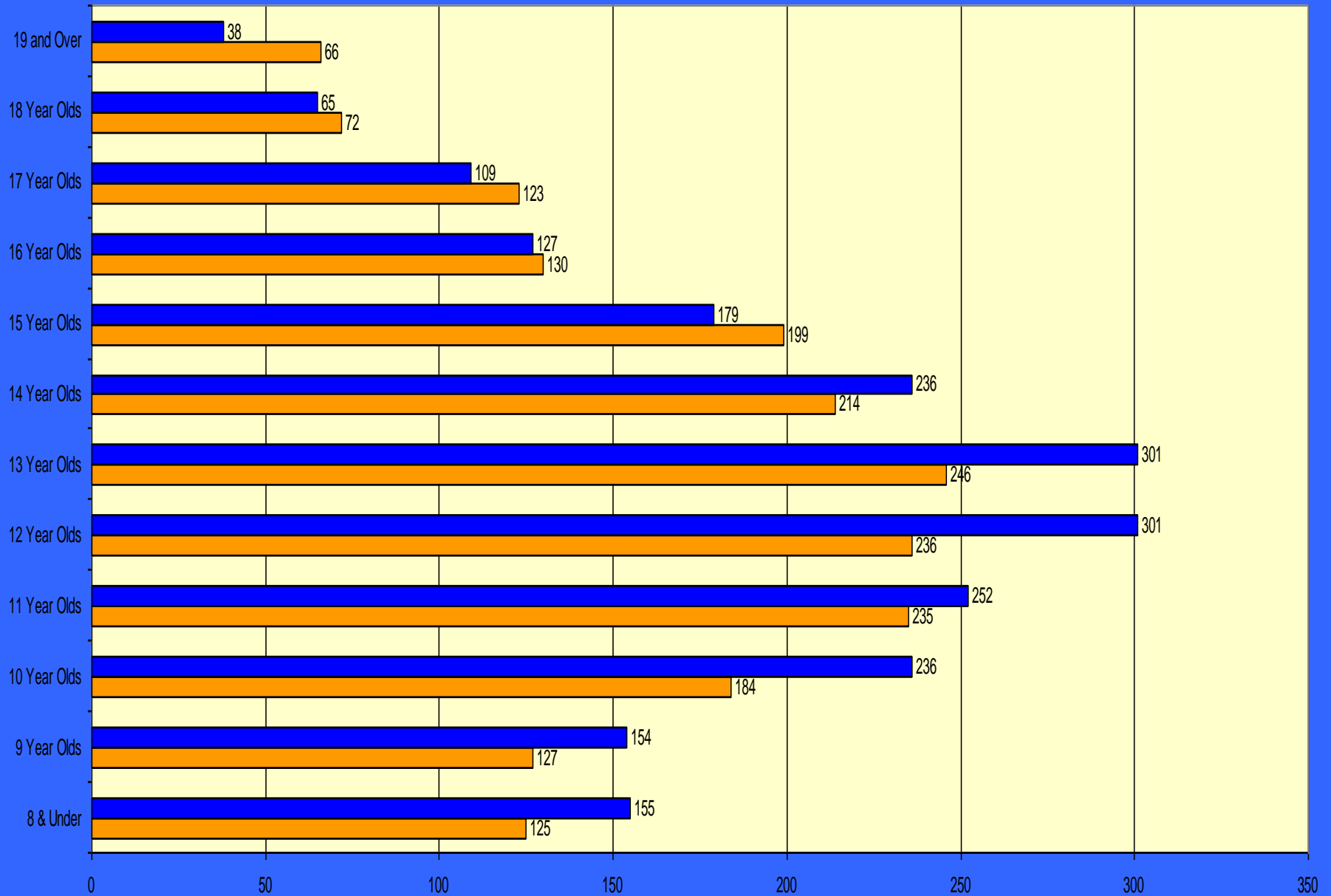
UTAH



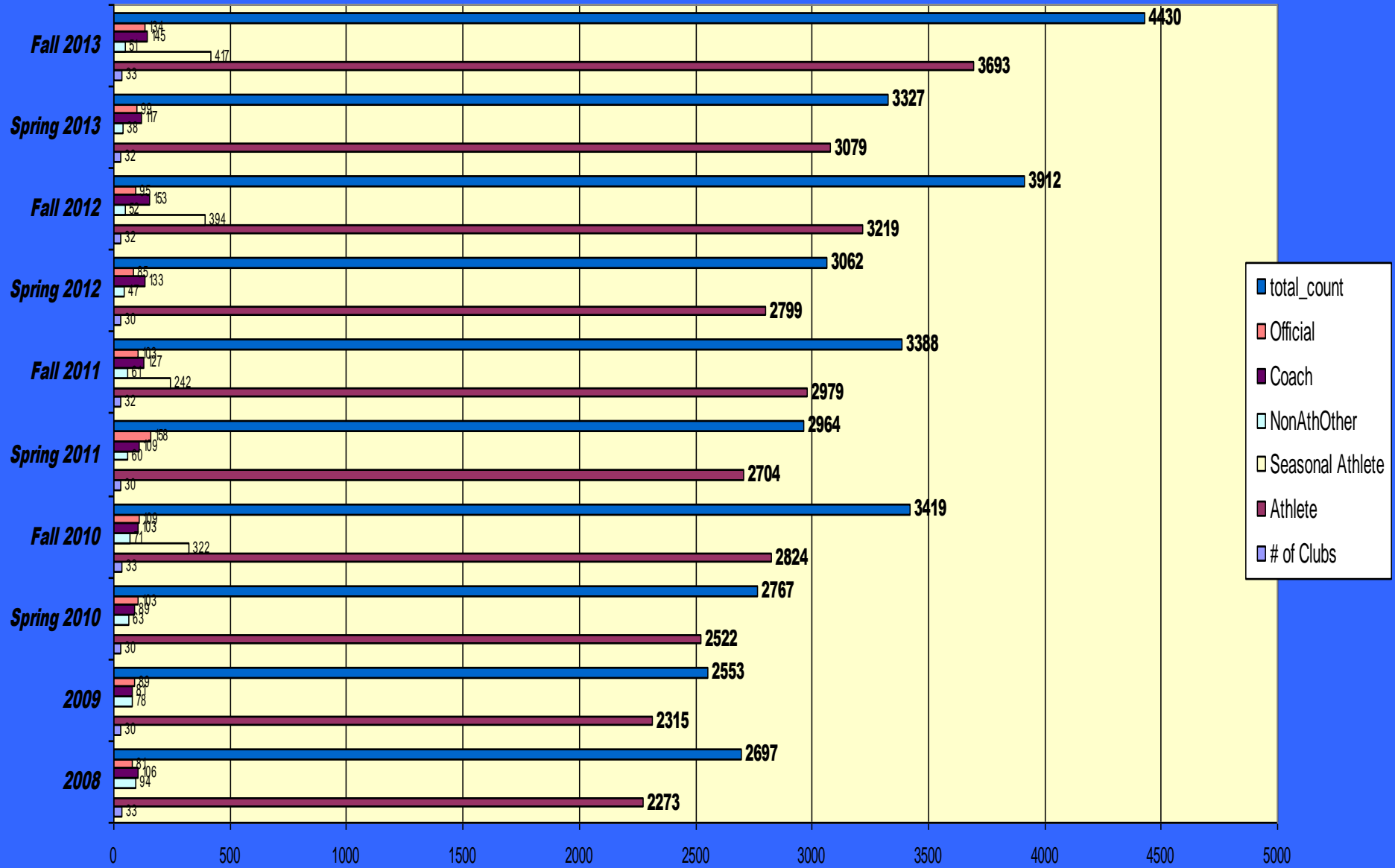
Membership/Reg- Laura Western

- * **Total Membership= 4430**
- * **33 clubs**
- * **145 Coaches**
- * **134 Officials (Includes AOs)**
- * **51 Non Athletes**
- * **417 Seasonal Athletes**
- * **3693 Year Round Athletes**
- * **4430 Total Athletes**

Athlete Membership Fall 2013



Membership Growth





UTAH





Officials Chair-Wane Oviatt

REFEREES	2012	2013
	15	19
STARTERS	2012	2013
	19	17
STROKE & TURN	2012	2013
	52	61

TEAM --- ATHLETES	# OFFICIALS	1:20 RATIO
BEST - 38	2	2
CCAT - 76	1	4
CHAT - 162	7	8
CUDA - 103	1	5
CVM - 90	4	4-5
DART - 80	2	4
DRAT - 112	4	6
EAT - 161	2	8
HAST - 295	9	15
KYAT - 114	1	6
LA - 103	2	5
LGST - 101	5	5
LIFE -	0	
MAC - 49	0	2-3
OLYMP -	0	



TEAM	# OFFICIALS	1:20 RATIO
OTAC - 176	7	9
PCS - 184	3	9
PS - 124	0	6
PSC - 32	2	2
RACE - 79	1	4
SDAT - 264	5	13
SURF - 183	4	9
SUSA - 179	7	9
SWAT - 57	2	3
TSC - 4	0	
UTES - 119	3	6
UVRA - 220	8	11

UTAH



	# OFFICIALS	1:20 RATIO
WCST - 65	1	3
WFFM - 321	8	16
WVA - 61	4	3
UNATTACHED - 105		5

UTAH



Adaptive Swimming-Carri Oviatt

- * Current Initiatives
- * USI Progress
- * What you can do to participate

UTAH



Safety Chair-Lyse Durrant

- * 1. Meet Marshalls
- * 2. Diving Progressions
- * 3. Safety Training for Swim Coaches and other certifications

UTAH



USI Technical Planning Committee Survey 2013

Twenty-nine responses from twenty-nine teams == 100%
response

Thank you for your participation!

These responses will aid the Technical Planning and other
USI committees to determine proposals, recommendations
and future changes.

1. How far in advance do you (or your coach) plan which meets your team will attend?

- | | |
|--|------------|
| * One month ahead | 10.3% |
| * Six months/season | 69% |
| * One year ahead | 20.7% |
| * Right now, meets are being sanctioned only <u>2 weeks to 4 months ahead.</u> | |

2. How many meets IN UTAH did/will your team participate in during 2013?

* 1-3	3.4%
* 4-6	20.7%
* 7-10	31%
* 11+	44.8%

UTAH



- * Utah teams attend most of their meets (11+) per year within Utah.
- * Most of us plan ahead 6 months to one year which meets our teams will attend.

Implications:

1. It is imperative that we have meets listed for the current season, and important that we have tentative meets listed one year ahead.
2. LSC Certification (LEAP) from USA Swimming **REQUIRES** ALL MEETS from the current season to be calendared, and a tentative calendar for the following season to be kept.

3. Does your team host meets?

- | | |
|----------------------------|-------------------------|
| * LC Only | 3.4% (1 team) |
| * SC Only | 34.5% (10 teams) |
| * Both SC and LC | 41.4% (12 teams) |
| * No, we do not host meets | 20.7% (1/5 teams) |

There are **12** LC pools in Utah

There are **30+** SC pools in Utah

There were **41** SC meets last year* (Sept. 2012-August 2013)

There were **16** LC meets*

**NOT including State Championship or Beehive Finale meets.*

4. Reasons for not hosting meets:

We have not met USI requirements	30%
Our facility does not allow us to have meets.	30%
Renting our facility is too expensive.	50%
We cannot get officials to work our meets.	20%
We do not have enough parent volunteers.	20%
Volunteers do not have the necessary training.	10%
Not enough support from other teams to justify it.	20%

Other responses:

- Must go off-site to host
- Team is too small
- We do host meets, but they are closed to a select few.

5. How far in advance does your facility allow you to schedule meets?

* One month	4.2%
* Six months	45.8%
* One year	37.5%
* As far in advance as we want	12.6%

6. Do you favor:

	Yes	No
Leagues set by USI	50%	50%
Leagues set by individual teams	63%	37%
USI-funded/ sponsored meets	84%	16%
Strategic Planning	73.1%	26.9%

Concerns expressed in response to this question:

- ✘ Individual teams will be/have been excluded from existing leagues.
- ✘ Will not be fair for smaller teams or newer teams.
- ✘ Leagues will serve to alienate teams or sever bonds between teams.
- ✘ If USI sets the leagues, teams could be put together where one team is recruiting their swimmers.
- ✘ Teams should control their own competition.

For Your Information

8. Potential solutions to long course state meet timeline/dates:

	Favor	Oppose	No Opinion
Split into older & younger, together for Finals.	31%	58.6%	10.3%
Completely separate meets.	55.2%	41.4%	3.4%
Make all 10 & Under events timed finals.	72.4%	17.2%	10.3%
Drop Q times to reduce prelim swims.	62.1%	24.1%	13.8%
Limit to A relays only.	55.2%	31%	13.8%
Alternate 800/1500 FR girls/boys by year.	37.9%	48.3%	13.8%
Earlier in July.	41.4%	41.4%	17.2%
Move it to August.	31%	62.1%	6.9%

UTAH



Public Relations- Missy Bahr

- * Let me help you!
- * Information we could give to media:
 - * Swimmer's success despite the odds stacked against them.
 - * Swimmers attendance at Sectionals, Nationals, etc.
 - * Disabled swimmers quest to qualify for Special Olympics.

UTAH



Sanctions Chair-Debby Fleisch

2013 Update

- * 88 Meets Sanctioned
- * \$1745 in sanction fees
- * \$22276 in splash fees
- * Admin Official Requirement is holding up some sanctions



Safe Sport Coordinator Joshua Williamson

Update

USA Swimming Safe Sport Program has evolved over this last year with a more clear purpose and objective.

Goals

Over the next 6 months present athlete and parent trainings in Sothern Utah, Utah Valley, Salt Lake Valley, and Northern Utah

- * All USA members invited to attend
- * Club Safe Sport representatives will be trained so they can do the same at a Club/Parent/Athlete Education night

Accomplishments

Because of how athletes, teams, and Utah Swimming have addressed the Safe Sport initiative, we were invited to co-present at the US Aquatics Sports Convention where Utah Swimming was recognized for their efforts.

UTAH



Diversity-Matt Finnigan

* Update

UTAH



USI Employee Report-Todd Etherington

- * 2014 Registrations (fee increase, electronic)
- * 2015 Registrations (fee increase - what does this mean)
- * Deck Pass
- * Club Portals
- * Meet Results
- * Athlete Protection Training (APT)
- * Safety Training for Swim Coaches
- * Office Hours
- * New email (utahswimmingregistrations@yahoo.com)

UTAH



Unfinished (Old) Business-Bob LeMon

* Call for OLD BUSINESS

2013 Policy Changes

No.	Description	Location	Recommendation
B-1	USI Bylaws Athlete Representatives	USI Bylaws 604.3	Approval
P-1	USI P&P Individual Membership Fee	USI P&P 1.8	Mandatory
P-2	USI P&P Utah Swimming Records	USI P&P 1.21	Approval
P-3	USI P&P Conduct of Swim Meets	USI P&P 1.18	Approval
P-4	USI P&P Officials Policy	USI P&P 1.22	Approval
P-5	USI P&P Crisis Management Plan	USI P&P 1.29	Approval
P-6	USI P&P Table of Fines	USI P&P 1.30	Approval
P-7	USI P7P Awards	USI P&P 1.31	Approval

UTAH



2013 Policy Changes

No.	Description	Location	Recommendation
R-1	USI R&R Beehive Finale	USI R&R 1.16	approval
R-2	USI R&R Post Age-Group	USI R&R 1.17	approval
AG-1	USI Aquatics Guide	USI Appendix F	approval

UTAH



Thank you for attending

NEXT HOD SPRING 2014

