

2019 Futures Championships (Geneva, Ohio) - 8/1/2019 to 8/4/2019

Results

Event 1 Women 800 LC Meter Freestyle

Pool Record: 8:53.05 ! 8/3/2017 Meghan P Joram

8:48.09 OT Olympic Trials

8:48.09 NAT 2019 National

8:58.69 JR Junior National

Name	Age	Team	Finals Time	
1 Mathieu, Tylor J	18	GRIT-CT	8:55.74 JR	
			30.34	1:03.72
			2:44.85	3:19.05
			5:00.40	5:34.14
			7:15.04	7:49.00
2 Travis, Brooke S	19	NCAP-PV	9:01.33	
			31.62	1:05.37
			2:46.48	3:20.35
			5:02.36	5:36.37
			7:18.81	7:53.40
3 Lamoureux, Brooke M	20	FAST-LE	9:02.13	
			32.10	1:06.80
			2:50.90	3:25.51
			5:08.48	5:42.15
			7:23.38	7:57.22
4 Reyna, Alexa	13	WEST-MR	9:02.16	
			31.99	1:05.42
			2:48.36	3:22.31
			5:04.73	5:38.49
			7:21.49	7:55.43
5 Connors, Alexa H	17	KING-NE	9:02.57	
			30.22	1:03.95
			2:45.39	3:20.06
			5:02.59	5:37.34
			7:14.42	7:55.58
6 Kalandadze, Anna	18	RAD-MA	9:02.97	
			30.97	1:04.11
			2:45.63	3:19.82
			5:03.66	5:38.06
			7:21.83	7:56.05
7 Knapp, Sophia K	14	TIDE-VA	9:03.19	
			30.37	1:04.17
			2:38.31	3:20.17
			5:02.31	5:36.59
			7:20.98	7:55.55
8 Dyjak, Ella S	16	CAC-CT	9:04.22	
			31.25	1:04.88
			2:47.73	3:22.15
			5:05.76	5:40.55
			7:25.02	7:58.31
9 Sullivan, Abigail D	17	SOLO-NE	9:05.08	
			31.59	1:05.24
			2:47.64	3:22.10
			5:05.91	5:40.49
			7:24.21	7:58.84

10 Bagnall, Morgan P	15	BULL-CT	9:05.54	
			32.41	1:06.38
			2:50.37	3:24.83
			5:08.26	5:41.75
			7:24.43	7:58.92
11 Waggoner, Alexandra M	16	JW-MA	9:06.59	
			30.87	1:04.94
			2:47.92	3:22.23
			5:06.28	5:41.16
			7:24.77	7:59.36
12 Quarin, Elizabeth M	18	DR-OH	9:06.86	
			31.71	1:05.43
			2:48.00	3:22.30
			5:05.40	5:39.72
			7:23.48	7:58.30
13 Conley, Audrey M	16	DR-OH	9:06.98	
			31.61	1:05.39
			2:48.42	3:22.85
			5:05.85	5:40.31
			7:24.14	7:58.76
14 Reich, Megan A	15	PHX-NE	9:07.34	
			30.38	1:04.61
			2:47.20	3:22.22
			5:04.73	5:39.58
			7:23.92	7:58.90
15 Mock, Tessa J	16	CCSC-NE	9:07.52	
			32.92	1:07.64
			2:50.98	3:25.36
			5:08.19	5:42.50
			7:25.70	8:00.16
16 Bastone, Alexandra A	14	GRYM-CT	9:08.96	
			31.29	1:05.78
			2:50.07	3:24.61
			5:08.22	5:42.79
			7:17.86	8:01.26
17 Geringer, Maya E	17	USA-OH	9:09.59	
			31.14	1:04.80
			2:47.89	3:22.20
			5:06.45	5:40.83
			7:26.04	8:00.91
18 Johnson, Julia A	17	LESD-LE	9:12.69	
			31.43	1:05.16
			2:48.56	3:23.13
			5:07.69	5:42.33
			7:27.40	8:02.73
19 Breiter, Carol-lena P	17	PHX-NE	9:13.26	
			31.30	1:05.61
			2:49.11	3:23.76
			5:09.51	5:44.70
			7:32.02	8:06.67



2019 Futures Championships (Geneva, Ohio) - 8/1/2019 to 8/4/2019

Results

(Event 1 Women 800 LC Meter Freestyle)							
Name	Age	Team	Finals Time				
20 Weinstein, Claire J	12	WEST-MR	9:14.92	30 Rice, Mckenzie F	19	FAST-LE	9:21.51
31.32	1:05.42	1:39.40	2:14.54	32.21	1:07.29	1:42.63	2:18.10
2:48.90	3:24.20	3:59.13	4:35.10	2:53.24	3:28.78	4:03.94	4:39.26
5:09.91	5:45.56	6:20.11	6:55.91	5:14.35	5:49.67	6:25.35	7:00.74
7:30.48	8:06.20	8:40.56	9:14.92	7:36.35	8:11.93	8:47.10	9:21.51
21 Brennan, Molly	17	PACK-NI	9:16.14	31 Hurst, Kate M	13	SCAR-NJ	9:21.67
31.65	1:05.78	1:40.08	2:15.28	32.10	1:06.12	1:41.53	2:16.33
2:50.18	3:25.60	4:00.61	4:35.86	2:44.48	3:26.88	4:02.51	4:37.78
5:10.75	5:46.36	6:21.85	6:56.93	5:13.78	5:49.10	6:24.89	7:00.37
7:31.68	8:07.26	8:42.10	9:16.14	7:36.09	8:11.46	8:47.44	9:21.67
22 Marks, Madeline S	19	UN-03-OH	9:16.34	32 Insana, Anna P	16	SCAR-NJ	9:24.68
32.53	1:07.26	1:37.84	2:16.93	32.78	1:08.70	1:44.62	2:20.41
2:51.77	3:26.56	4:01.72	4:36.73	2:55.99	3:31.84	4:07.33	4:43.08
5:12.21	5:47.21	6:22.89	6:58.27	5:18.27	5:53.84	6:29.08	7:04.98
7:33.93	8:08.88	8:43.69	9:16.34	7:40.16	8:15.72	8:50.48	9:24.68
23 Wisner, Taryn A	16	VICT-NI	9:16.85	33 Brown, Hailey-autumn G	13	FISH-PV	9:26.68
31.39	1:05.27	1:40.08	2:15.22	31.87	1:06.31	1:42.30	2:17.32
2:50.25	3:25.50	4:00.69	4:35.98	2:52.98	3:28.92	4:01.65	4:40.77
5:11.14	5:46.44	6:21.51	6:56.58	5:10.65	5:52.40	6:23.28	7:04.57
7:31.82	8:07.40	8:42.61	9:16.85	7:40.85	8:17.11	8:46.65	9:26.68
24 Spicer, Leigh K	16	KING-NE	9:17.86	34 Rome, Norah K	15	SOCO-CT	9:31.52
31.35	1:05.08	1:39.20	2:13.73	31.25	1:05.35	1:39.98	2:15.27
2:48.61	3:23.58	3:59.01	4:34.35	2:50.37	3:26.27	4:02.01	4:38.48
5:09.82	5:45.32	6:20.86	6:56.61	5:10.32	5:51.72	6:28.58	7:05.44
7:32.28	8:08.15	8:43.79	9:17.86	7:42.07	8:18.71	8:55.76	9:31.52
25 Christinis, Cateri M	20	JCCS-AM	9:17.93	35 Ritz, Erin	17	UN-04-NI	9:31.85
31.57	1:05.41	1:40.22	2:15.10	32.05	1:06.91	1:42.43	2:18.16
2:50.37	3:25.18	4:00.33	4:35.30	2:53.86	3:29.65	4:05.74	4:41.73
5:10.77	5:45.82	6:21.54	6:56.89	5:18.10	5:54.28	6:30.74	7:07.00
7:32.70	8:08.11	8:43.64	9:17.93	7:39.64	8:20.07	8:56.72	9:31.85
26 Park, Isabella	17	SCAR-NJ	9:18.03	36 Redisch, Lena J	19	ASA-PV	9:34.14
31.50	1:05.85	1:40.52	2:15.72	31.59	1:05.91	1:40.96	2:16.80
2:50.68	3:25.97	4:01.13	4:36.71	2:52.84	3:29.50	4:05.88	4:42.27
5:12.09	5:47.53	6:22.84	6:58.10	5:18.87	5:55.31	6:31.87	7:08.58
7:33.71	8:09.11	8:44.17	9:18.03	7:45.50	8:22.45	8:58.78	9:34.14
27 Fox, Megan E	15	SEA-MA	9:18.16	37 Sokolowski, Suzanne N	15	WEBS-NI	9:35.20
25.80	1:05.31	1:32.35	2:13.55	31.49	1:05.54	1:40.99	2:16.33
2:48.08	3:22.59	3:57.00	4:31.61	2:52.32	3:28.00	4:05.07	4:41.50
5:07.08	5:42.09	6:09.51	6:53.98	5:18.58	5:55.30	6:32.69	7:09.42
7:24.89	8:07.33	8:43.78	9:18.16	7:47.12	8:23.56	9:00.11	9:35.20
28 Kehley, Claire E	15	WRAT-CT	9:18.90	38 Gougelmann, Jennifer M	17	EAST-MR	9:36.72
30.72	1:04.92	1:39.74	2:14.82	32.36	1:06.76	1:42.45	2:18.09
2:50.21	3:25.90	4:01.54	4:37.06	2:54.56	3:30.26	4:07.05	4:43.40
5:12.69	5:48.64	6:23.99	7:00.13	5:14.56	5:56.73	6:33.71	7:10.45
7:35.61	8:10.46	8:44.02	9:18.90	7:47.62	8:24.23	9:01.42	9:36.72
29 Giles, Rylie E	15	RAC-CT	9:19.76	39 Mendonca, Kayla M	16	SOCO-CT	9:37.11
27.36	1:04.97	1:32.96	2:14.11	32.08	1:06.56	1:42.34	2:17.78
2:42.48	3:24.76	4:00.31	4:36.00	2:53.43	3:29.40	4:05.88	4:41.64
5:09.09	5:47.39	6:15.79	6:59.03	5:18.22	5:54.79	6:32.39	7:09.08
7:29.72	8:11.01	8:39.89	9:19.76	7:46.49	8:23.33	9:01.03	9:37.11



2019 Futures Championships (Geneva, Ohio) - 8/1/2019 to 8/4/2019

Results

Event 2 Men 1500 LC Meter Freestyle

Pool Record: 15:41.43 ! 3/31/2016 Matthew K Anderson

15:44.89 OT Olympic Trials

15:44.89 NAT 2019 National

16:05.09 JR Junior National

Name	Age	Team	Finals Time			
1 Zapatka, Adam H	17	OAK-CT	15:47.41 JR			
	28.90	1:00.02	1:31.50	2:02.82		
	2:34.41	3:05.99	3:37.74	4:08.95		
	4:40.36	5:11.94	5:43.53	6:15.17		
	6:46.67	7:18.28	7:50.08	8:21.78		
	8:53.84	9:25.60	9:57.53	10:29.07		
	11:01.16	11:33.11	12:05.14	12:37.24		
	13:08.92	13:40.84	14:12.52	14:44.51		
	15:16.45	15:47.41				
2 Iorizzo, Kyle T	19	SCAR-NJ	15:49.72 JR			
	29.57	1:00.46	1:32.14	2:03.27		
	2:34.84	3:06.35	3:38.21	4:09.65		
	4:41.23	5:13.07	5:44.68	6:16.40		
	6:48.16	7:20.01	7:51.92	8:23.74		
	8:55.44	9:27.25	9:58.86	10:30.92		
	11:02.76	11:34.88	12:06.56	12:38.83		
	13:10.92	13:42.95	14:15.19	14:47.14		
	15:19.29	15:49.72				
3 Washart, Zachary F	20	GPAC-MA	15:57.13 JR			
	29.27	1:00.20	1:31.72	2:03.34		
	2:35.08	3:06.83	3:38.90	4:10.37		
	4:42.37	5:14.01	5:45.88	6:17.63		
	6:49.64	7:21.51	7:53.71	8:25.71		
	8:57.49	9:29.58	10:01.95	10:34.03		
	11:06.51	11:38.82	12:11.37	12:44.21		
	13:16.58	13:49.31	14:21.91	14:54.14		
	15:26.63	15:57.13				
4 Washart, Shane F	16	GPAC-MA	16:01.68 JR			
	29.15	1:00.72	1:32.60	2:04.68		
	2:36.80	3:09.21	3:41.34	4:13.83		
	4:46.28	5:18.95	5:51.27	6:23.91		
	6:56.51	7:28.90	8:01.39	8:33.85		
	9:06.22	9:38.67	10:10.86	10:43.32		
	11:15.66	11:48.03	12:20.22	12:52.61		
	13:24.59	13:56.02	14:27.95	14:59.82		
	15:31.58	16:01.68				
5 Landis, Luke A	18	UASC-OH	16:05.05 JR			
	26.78	1:00.30	1:31.97	2:04.06		
	2:36.41	3:08.43	3:40.38	4:12.61		
	4:42.04	5:17.09	5:49.22	6:21.25		
	6:53.61	7:25.75	7:58.02	8:30.42		
	9:02.89	9:35.35	10:07.66	10:39.86		
	11:12.61	11:45.22	12:17.73	12:50.13		
	13:22.94	13:55.52	14:28.10	15:00.64		
	15:30.80	16:05.05				

6 Berzolla, Andrew G	17	CRIM-NE	16:08.65			
	29.47	1:01.59	1:33.51	2:06.63		
	2:33.79	3:11.26	3:43.39	4:16.49		
	4:49.46	5:22.39	5:54.81	6:27.60		
	7:00.27	7:33.17	8:06.12	8:38.22		
	9:10.76	9:42.99	10:15.81	10:48.81		
	11:20.80	11:53.03	12:25.41	12:57.87		
	13:30.07	14:02.28	14:34.47	15:06.73		
	15:30.47	16:08.65				
7 Wilson, Aidan T	18	EAST-MR	16:14.28			
	28.94	1:00.65	1:33.85	2:07.11		
	2:40.48	3:13.05	3:45.87	4:18.67		
	4:51.75	5:24.45	5:57.12	6:29.75		
	7:02.65	7:35.05	8:07.58	8:40.17		
	9:12.58	9:45.12	10:17.55	10:50.17		
	11:22.60	11:54.98	12:27.81	12:59.90		
	13:32.41	14:04.76	14:37.44	15:09.72		
	15:42.18	16:14.28				
8 O'Brien, Sam A	16	FISH-PV	16:15.86			
	29.08	1:01.45	1:34.62	2:07.48		
	2:40.31	3:13.03	3:45.92	4:18.87		
	4:51.62	5:24.31	5:57.09	6:29.84		
	7:02.47	7:35.27	8:07.45	8:40.12		
	9:12.50	9:45.23	10:17.67	10:50.94		
	11:23.33	11:56.07	12:28.83	13:01.80		
	13:34.51	14:07.12	14:39.95	15:12.44		
	15:44.77	16:15.86				
9 Laidlaw, John F	17	BGNW-MR	16:16.22			
	29.76	1:01.15	1:33.73	2:05.87		
	2:38.80	3:11.15	3:44.20	4:16.63		
	4:50.08	5:22.75	5:55.88	6:28.11		
	7:01.06	7:33.25	8:05.82	8:38.12		
	9:11.05	9:43.42	10:16.55	10:49.59		
	11:22.54	11:55.28	12:28.50	13:00.77		
	13:33.83	14:06.25	14:39.47	15:12.09		
	15:44.81	16:16.22				
10 Wisner, Kai S	20	VICT-NI	16:17.20			
	30.12	1:02.31	1:34.88	2:07.49		
	2:40.06	3:12.73	3:45.64	4:18.16		
	4:50.82	5:23.16	5:55.59	6:27.90		
	7:00.72	7:32.88	8:05.59	8:37.76		
	9:10.44	9:42.87	10:15.70	10:48.46		
	11:21.18	11:53.93	12:27.12	12:59.88		
	13:33.28	14:06.16	14:39.70	15:12.84		
	15:45.29	16:17.20				
11 Murphy, Liam	17	PACK-NI	16:20.50			
	28.90	1:00.26	1:32.02	2:04.55		
	2:36.76	3:09.47	3:42.12	4:15.23		
	4:48.12	5:21.55	5:54.62	6:28.01		
	7:01.01	7:34.91	8:08.38	8:41.55		
	9:15.21	9:48.43	10:21.52	10:54.66		
	11:27.51	12:00.84	12:34.29	13:07.62		
	13:40.58	14:13.88	14:46.95	15:20.12		
	15:52.22	16:20.50				



2019 Futures Championships (Geneva, Ohio) - 8/1/2019 to 8/4/2019

Results

(Event 2 Men 1500 LC Meter Freestyle)

Name	Age	Team	Finals Time	
12 Simms, Sean A	16	GPAC-MA	16:21.27	
28.93	1:00.30	1:32.19	2:04.53	
2:36.48	3:08.96	3:41.27	4:13.99	
4:46.39	5:19.25	5:51.74	6:24.68	
6:57.20	7:30.26	8:03.04	8:36.40	
9:09.34	9:42.73	10:15.67	10:49.11	
11:22.21	11:55.84	12:29.07	13:02.86	
13:36.01	14:09.62	14:42.84	15:16.46	
15:49.11	16:21.27			
13 Chang, Christopher S	15	SCAR-NJ	16:22.60	
29.84	1:01.85	1:33.97	2:06.75	
2:39.11	3:12.20	3:44.54	4:17.30	
4:49.55	5:22.17	5:54.52	6:27.22	
6:59.46	7:32.15	8:04.41	8:37.08	
9:09.37	9:42.15	10:14.54	10:47.30	
11:19.77	11:53.04	12:25.70	12:59.36	
13:32.82	14:07.08	14:41.33	15:16.15	
15:50.03	16:22.60			
14 Proxmire, Duncan C	21	MACH-PV	16:22.99	
29.13	1:00.55	1:32.60	2:04.81	
2:37.33	3:09.96	3:42.46	4:15.50	
4:48.10	5:21.11	5:54.01	6:26.90	
6:59.82	7:32.98	8:06.31	8:39.71	
9:12.62	9:45.67	10:18.96	10:52.57	
11:25.62	11:59.45	12:29.92	13:05.41	
13:38.62	14:11.89	14:42.31	15:18.36	
15:51.24	16:22.99			
15 Januario, Jack F	16	ESC-NE	16:23.67	
30.11	1:02.19	1:35.43	2:08.87	
2:42.34	3:15.18	3:48.04	4:20.75	
4:54.08	5:26.96	6:00.15	6:33.00	
7:06.16	7:38.98	8:12.59	8:45.20	
9:18.47	9:51.04	10:24.42	10:56.94	
11:29.95	12:02.45	12:35.25	13:08.31	
13:40.97	14:13.89	14:46.51	15:19.28	
15:52.35	16:23.67			
16 Bogart, Liam P	19	EAST-MR	16:25.20	
29.93	1:02.04	1:35.03	2:07.85	
2:40.60	3:13.84	3:46.83	4:19.72	
4:52.89	5:25.55	5:58.13	6:30.84	
7:03.35	7:36.01	8:08.63	8:41.23	
9:14.33	9:47.15	10:20.22	10:53.53	
11:26.18	11:59.30	12:32.48	13:05.75	
13:38.83	14:12.16	14:45.20	15:19.06	
15:52.44	16:25.20			
17 Kim, Daniel S	15	SCAR-NJ	16:25.54	
29.83	1:01.55	1:33.85	2:06.73	
2:39.60	3:12.81	3:45.61	4:18.80	
4:46.11	5:25.03	5:57.82	6:30.94	
7:03.63	7:36.50	8:09.17	8:42.52	
9:15.98	9:49.87	10:23.19	10:57.00	
11:30.34	12:03.56	12:36.78	13:10.26	
13:43.36	14:16.69	14:49.71	15:22.33	
15:54.47	16:25.54			
18 Dinunzio, Robert L	14	TIDE-VA	16:26.71	
29.88	1:01.99	1:34.53	2:07.45	
2:40.37	3:13.24	3:46.17	4:19.08	
4:52.38	5:25.29	5:58.14	6:31.37	
7:04.35	7:37.38	8:10.10	8:43.26	
9:15.98	9:49.39	10:21.90	10:54.96	
11:27.82	12:01.08	12:34.25	13:07.68	
13:41.23	14:14.91	14:48.49	15:22.15	
15:55.03	16:26.71			
19 Hare, Kyle	17	SJAC-MA	16:26.79	
28.80	1:00.11	1:31.84	2:04.32	
2:36.39	3:08.86	3:41.22	4:14.02	
4:46.40	5:19.50	5:52.46	6:25.25	
6:58.44	7:32.11	8:05.56	8:39.16	
9:13.01	9:46.53	10:20.65	10:54.20	
11:27.97	12:02.19	12:36.01	13:10.30	
13:44.34	14:16.73	14:50.01	15:22.18	
15:54.49	16:26.79			
20 Grisbaum, Dolan C	15	GPAC-MA	16:29.85	
29.13	1:01.04	1:33.34	2:06.07	
2:39.16	3:12.17	3:45.33	4:18.32	
4:51.33	5:24.33	5:57.03	6:29.82	
7:02.60	7:36.08	8:09.52	8:42.82	
9:16.37	9:50.14	10:23.39	10:56.93	
11:30.27	12:04.00	12:37.26	13:10.89	
13:44.01	14:17.80	14:51.04	15:24.51	
15:53.99	16:29.85			
21 Goldblatt, Leo W	17	NCAP-PV	16:31.66	
29.71	1:01.08	1:33.25	2:05.05	
2:37.60	3:09.68	3:42.50	4:15.08	
4:48.34	5:20.97	5:54.31	6:27.06	
7:00.28	7:33.37	8:07.14	8:40.66	
9:14.35	9:48.02	10:22.15	10:56.00	
11:30.02	12:03.67	12:37.59	13:11.22	
13:45.16	14:18.81	14:52.71	15:26.14	
15:59.87	16:31.66			
22 Boehme, Robert J	18	UN-01-MA	16:36.25	
29.78	1:01.99	1:32.32	2:07.54	
2:40.66	3:14.32	3:45.77	4:20.51	
4:54.04	5:27.75	6:01.10	6:34.19	
7:07.70	7:41.58	8:14.76	8:48.53	
9:18.49	9:56.36	10:29.89	11:03.66	
11:36.83	12:10.73	12:43.82	13:17.49	
13:50.89	14:24.80	14:57.88	15:31.45	
16:04.31	16:36.25			



2019 Futures Championships (Geneva, Ohio) - 8/1/2019 to 8/4/2019

Results

(Event 2 Men 1500 LC Meter Freestyle)

Name	Age	Team	Finals Time	
23 Twiss, Colin J	16	BB-NJ	16:39.02	
28.27	59.68	1:32.20	2:05.41	
2:38.36	3:11.97	3:45.14	4:18.38	
4:51.84	5:25.58	5:59.11	6:32.78	
7:06.09	7:40.00	8:13.59	8:47.47	
9:21.54	9:55.85	10:29.67	11:04.12	
11:37.56	12:11.86	12:45.51	13:19.74	
13:53.18	14:27.47	15:00.89	15:34.83	
16:07.53	16:39.02			
24 Chimes, Eric C	18	CSI-LE	16:41.56	
29.21	1:00.97	1:33.36	2:06.12	
2:39.13	3:12.30	3:45.23	4:18.21	
4:51.60	5:25.05	5:58.54	6:32.32	
7:05.94	7:40.09	8:14.09	8:47.98	
9:22.17	9:56.33	10:30.36	11:04.66	
11:39.04	12:12.95	12:46.84	13:21.16	
13:55.09	14:29.45	15:03.35	15:37.00	
16:10.21	16:41.56			
25 Caswell, Alec J	18	UASC-OH	16:41.58	
29.86	1:01.62	1:34.85	2:07.83	
2:41.18	3:13.87	3:47.48	4:20.50	
4:54.51	5:27.93	6:01.13	6:35.81	
7:09.87	7:43.27	8:17.93	8:51.70	
9:26.09	10:00.15	10:34.62	11:08.64	
11:43.37	12:16.93	12:51.49	13:24.66	
13:57.89	14:31.07	15:04.88	15:37.52	
16:10.98	16:41.58			
26 Reed, John P	17	TIDE-VA	16:42.60	
29.45	1:02.04	1:34.52	2:08.32	
2:41.62	3:15.06	3:48.52	4:22.48	
4:55.88	5:29.78	6:03.07	6:37.15	
7:10.74	7:44.64	8:18.29	8:52.04	
9:25.74	9:59.76	10:33.25	11:07.28	
11:40.56	12:14.51	12:48.20	13:22.49	
13:56.26	14:29.98	15:03.48	15:37.45	
16:10.54	16:42.60			
27 Smith, Oliver S	19	WEBS-NI	16:44.01	
29.38	1:01.51	1:34.84	2:07.67	
2:41.04	3:13.95	3:47.58	4:20.45	
4:45.87	5:26.50	6:00.29	6:33.07	
7:06.82	7:40.26	8:14.32	8:47.81	
9:22.01	9:55.86	10:22.21	11:04.24	
11:38.50	12:12.71	12:47.30	13:21.61	
13:56.00	14:30.18	15:04.57	15:38.81	
16:12.19	16:44.01			
28 Vann, Brady C	17	USA-OH	16:44.73	
28.93	1:01.15	1:33.32	2:05.84	
2:38.78	3:11.75	3:45.07	4:18.27	
4:51.47	5:24.80	5:58.44	6:31.91	
7:05.79	7:39.52	8:13.65	8:47.66	
9:21.51	9:55.67	10:29.87	11:03.86	
11:38.16	12:12.35	12:46.46	13:20.50	
13:54.91	14:29.18	15:03.64	15:37.74	
16:11.87	16:44.73			
29 Etter, Steven A	18	NLAC-MA	16:45.00	
31.17	1:04.02	1:37.46	2:10.70	
2:44.24	3:17.80	3:51.40	4:24.84	
4:58.47	5:32.02	6:05.79	6:39.24	
7:08.65	7:46.83	8:20.61	8:54.56	
9:28.32	10:02.15	10:35.99	11:10.18	
11:44.11	12:17.94	12:52.07	13:25.60	
13:59.33	14:32.83	15:06.33	15:39.88	
16:13.50	16:45.00			
30 Bennici, Matthew D	19	MAC-MD	16:52.41	
30.42	1:03.73	1:37.84	2:12.03	
2:46.10	3:20.25	3:54.80	4:29.09	
5:03.67	5:37.26	6:10.88	6:44.31	
7:18.34	7:52.13	8:26.03	8:59.42	
9:33.19	10:06.50	10:40.55	11:14.64	
11:48.49	12:22.21	12:56.57	13:30.73	
14:05.06	14:38.88	15:12.97	15:46.88	
16:20.19	16:52.41			
31 Scheib, Brett N	19	HD-AM	16:54.26	
30.01	1:02.36	1:34.97	2:08.24	
2:41.17	3:14.68	3:47.83	4:21.34	
4:54.87	5:28.83	6:01.19	6:36.77	
7:10.73	7:45.11	8:19.67	8:54.14	
9:28.36	10:03.30	10:37.98	11:13.11	
11:47.71	12:22.86	12:57.14	13:31.69	
14:06.28	14:40.55	15:14.67	15:48.96	
16:22.10	16:54.26			
32 Casey, Patrick	15	RAD-MA	16:57.05	
29.40	1:02.21	1:35.44	2:08.95	
2:42.19	3:15.58	3:49.20	4:22.94	
4:56.91	5:30.89	6:04.78	6:39.11	
7:13.08	7:47.25	8:21.38	8:55.79	
9:30.01	10:04.55	10:38.68	11:13.57	
11:47.96	12:22.47	12:57.16	13:31.75	
14:06.54	14:41.42	15:15.90	15:50.27	
16:24.13	16:57.05			
33 Kiefer, Emerson G	18	BGSC-NE	16:59.88	
30.27	1:03.44	1:37.68	2:11.69	
2:45.95	3:19.57	3:53.75	4:27.91	
5:02.43	5:36.59	6:11.36	6:45.66	
7:20.25	7:54.70	8:28.96	9:03.45	
9:37.62	10:11.73	10:41.18	11:20.81	
11:55.44	12:29.44	13:03.90	13:38.16	
14:13.08	14:47.10	15:21.20	15:55.44	
16:28.79	16:59.88			



2019 Futures Championships (Geneva, Ohio) - 8/1/2019 to 8/4/2019

Results

(Event 2 Men 1500 LC Meter Freestyle)

Name	Age	Team	Finals Time	
34 Banks, Ethan S	18	CCS-LE	17:30.84	
30.23	1:02.94	1:36.77	2:11.03	
2:46.09	3:21.03	3:56.48	4:30.87	
5:06.58	5:42.01	6:18.12	6:53.78	
7:29.61	8:04.76	8:40.30	9:16.50	
9:51.84	10:27.32	11:02.74	11:38.09	
12:13.71	12:49.28	13:24.78	14:00.52	
14:36.35	15:11.78	15:46.69	16:23.45	
16:57.44	17:30.84			

Event 3 Women 800 LC Meter Freestyle Relay

Pool Record: 8:25.85 ! 8/1/2019 Phoenix Swimming

M Reich, C Breiter, A Martino, M Amuan

8:22.19 NAT 2019 National

8:29.99 JR Junior National

Team	Relay	Finals Time	
1 PHX-NE	A	8:25.85! JR	
1) Reich, Megan A 15	2) Breiter, Carol-lena P 17		
3) Martino, Alexis G 15	4) Amuan, Malia T 15		
28.84	1:00.57	1:33.03	2:06.04
2:34.83	3:06.54	3:39.06	4:11.18
4:39.36	5:11.51	5:45.64	6:19.87
	7:20.67	7:53.12	8:25.85
2 DST-MA	A	8:34.17	
1) Paoletti, Isabella N 17	2) Weaverling, Catherine A 16		
3) Debaecke, Sydney E 15	4) Menzer, Emma G 18		
29.57	1:01.61	1:35.25	2:09.05
2:37.90	3:09.85	3:43.17	4:16.66
4:46.56	5:19.48	5:53.40	6:26.53
6:55.50	7:27.15	8:00.56	8:34.17
3 TIDE-VA	A	8:40.50	
1) Knapp, Sophia K 14	2) Godfrey, Kierstin L 17		
3) Knepper, Sophie N 16	4) Lamoureux, Brooke M 18		
29.26	1:01.02	1:34.52	2:07.74
2:37.28	3:09.98	3:44.49	4:18.26
4:48.57	5:20.98	5:54.31	6:27.74
6:57.41	7:30.55	8:05.79	8:40.50
4 RAYS-OH	A	8:44.72	
1) Matesa, Isabella A 17	2) Latimer, Mia 14		
3) Grau, Mckenzie N 17	4) Li, Jesse Y 15		
29.41	1:02.45	1:37.13	2:11.80
	3:15.43	3:50.41	4:25.14
4:54.43	5:27.29	6:01.17	6:34.76
7:04.76	7:38.02	8:12.38	8:44.72
5 EAST-MR	B	8:45.38	
1) Gougelmann, Jennifer M 17	2) Panitz, Georgia A 19		
3) Rotenberg, Mary H 16	4) Klein, Mikayla 17		
29.97	1:03.19	1:37.99	2:11.62
2:40.51	3:13.30	3:47.68	4:22.58
4:51.80	5:24.18	5:57.94	6:32.17
7:01.81	7:35.62	8:10.33	8:45.38

6 CSI-LE	A	8:47.07	
1) Hart, Crile E 20	2) Conte, Maya R 18		
3) Krosky, Karen L 17	4) Voytek, Mara J 18		
30.64	1:03.64	1:36.96	2:08.97
2:39.58	3:13.78	3:49.09	4:24.73
4:54.45	5:28.33	6:03.58	6:38.28
7:07.31	7:39.70	8:13.32	8:47.07
7 HEAT-LE	A	8:47.11	
1) Hannan, Madeline A 18	2) Loring, Gabrielle C 17		
3) Szabo, Eliana 15	4) Hensley, Katherine M 15		
29.57	1:01.90	1:35.59	2:08.77
2:39.12	3:11.68	3:45.31	4:18.24
4:49.25	5:22.78	5:58.16	6:33.02
7:03.96	7:37.35	8:12.73	8:47.11
8 PHX-NE	B	8:47.13	
1) Rademacher, Anne W 17	2) Clements, Emily E 17		
3) Charlat, Jenna C 15	4) Jones, Graeleigh E 16		
29.89	1:02.34	1:36.06	2:09.68
	3:12.55	3:47.09	6:00.15
	5:25.76	6:00.15	6:33.28
7:03.72	7:36.95	8:12.37	8:47.13
9 SCAR-NJ	A	8:49.05	
1) Lee, Susie 13	2) Vasquez, Emily 17		
3) Hurst, Kate M 13	4) Rodriguez, Sydney M 15		
30.13	1:03.37	1:37.48	2:11.45
2:40.32	3:13.81	3:49.58	4:23.55
4:54.13	5:28.74	6:03.82	6:38.80
7:08.27	7:41.03	8:14.42	8:49.05
10 ABF-NE	A	8:55.46	
1) Larkin, Ava R 15	2) Maguire, Abigail R 16		
3) White, Kathryn R 15	4) Xie, Cynthia J 16		
30.28	1:04.04	1:38.02	2:11.79
2:40.22	3:13.89	3:49.12	4:24.66
4:54.18	5:27.41	6:01.49	6:35.95
7:06.81	7:41.73	8:17.92	8:55.46
11 PACK-NI	A	8:58.82	
1) Brennan, Molly 17	2) Gordon, Jessica E 18		
3) Corby, Emma M 20	4) Szuromi, Erin P 16		
30.43	1:03.67	1:37.93	2:10.56
2:40.10	3:14.01	3:49.02	4:23.58
4:54.78	5:29.79	6:05.67	6:40.42
7:11.03	7:46.17	8:22.37	8:58.82
12 DR-OH	A	9:00.84	
1) Gable, Isabella G 19	2) Conley, Audrey M 16		
3) Edge, Olivia N 16	4) Quarin, Elizabeth M 18		
30.26	1:03.56	1:40.08	2:18.23
2:47.86	3:22.63	3:57.85	4:33.30
5:03.58	5:38.88	6:14.30	6:50.19
7:19.67	7:52.92	8:27.02	9:00.84



2019 Futures Championships (Geneva, Ohio) - 8/1/2019 to 8/4/2019

Results

(Event 3 Women 800 LC Meter Freestyle Relay)

Team	Relay	Finals Time
13 RAYS-OH	B	9:15.54
1) Striley, Paige V 15	2) Susec, Abigail D 16	
3) Baker, Anna 17	4) Schoenlein, Megan E 13	
30.99	1:05.62	1:41.47
2:47.41	3:22.69	4:00.50
5:08.60	5:43.81	6:19.59
7:25.25	8:02.06	8:39.32
---	EAST-MR	A
False start		DQ
1) Franks, Ava L 17	2) Hartigan, Madison R 19	
3) Panitz, Josephine H 17	4) Amar, Kate M 18	
28.16	1:00.62	1:34.03
2:36.36	3:07.88	3:40.33
4:42.13	5:14.35	5:47.92
6:51.29	7:23.48	7:56.55
		DQ

Event 4 Men 800 LC Meter Freestyle Relay

Pool Record: 7:44.82 ! 8/1/2019 Dayton Raiders

T House, J Edge, N Holty, J Allen

7:42.79 NAT 2019 National

7:47.69 JR Junior National

Team	Relay	Finals Time
1 DR-OH	A	7:44.82! JR
1) House, Thomas J 15	2) Edge, James D 15	
3) Holty, Nathan A 17	4) Allen, Jason G 17	
27.20	55.90	1:25.82
2:21.81	2:51.15	3:21.99
4:18.78	4:47.41	5:17.48
6:14.20	6:43.81	7:14.01
		7:44.82
2 HEAT-LE	A	7:46.71 JR
1) Johnson, Jay W 18	2) Tuckerman, Caleb S 18	
3) Tuckerman, Jacob S 19	4) Cimera, Alexander J 15	
25.84	54.22	1:23.61
2:19.91	2:48.47	3:18.57
4:16.36	4:45.82	5:16.51
6:43.82	7:15.20	7:46.71
3 NPAC-MA	A	7:49.24
1) Replogle, Jacob 15	2) Deppen, Jack C 16	
3) Clark, Nicholas M 16	4) Bachman, Maxwell F 16	
27.17	55.96	1:26.64
2:23.75	2:52.69	3:22.40
4:20.65	4:50.25	5:21.11
6:18.53	6:48.52	7:18.93
		7:49.24
4 UASC-OH	A	7:49.26
1) Voss, Avery G 16	2) Jay, Hayden F 16	
3) Meyer, Jacob C 17	4) Caswell, Alec J 18	
26.40	55.30	1:25.17
2:21.29	2:50.41	3:21.00
4:17.71	4:47.28	5:19.00
6:17.43	6:47.11	7:18.69
		7:49.26

5 EAST-MR	A	7:50.44
1) Cushman, Timothy P 18	2) Holzman, Andrew M 20	
3) Ma, Jonathan Y 18	4) Bogart, Liam P 19	
27.43	56.89	1:27.27
2:24.04	2:53.86	3:25.43
4:23.23	4:53.22	5:25.37
6:22.85	6:51.53	7:21.44
		7:50.44
6 RAYS-OH	A	7:51.23
1) Van Gorp, Ian T 17	2) Wowk, William J 17	
3) Osborn, Braden D 16	4) Young, Jake E 17	
27.00	56.07	1:25.31
2:21.68	2:51.52	3:22.24
4:19.44	4:49.58	5:21.06
6:20.17	6:50.16	7:20.98
		7:51.23
7 XCEL-NJ	A	7:55.42
1) Marquardt, Matthew D 21	2) Yan, James Y 17	
3) Cahnbley, Tobias J 17	4) Badawy, Daniel 16	
27.55	56.86	1:26.92
2:25.33	2:55.00	3:25.81
4:24.51	4:54.76	5:25.15
6:23.72	6:54.10	7:25.51
		7:55.42
8 CRIM-NE	A	7:56.66
1) Knightly, Tyler B 17	2) Minassian, Nareg 15	
3) McEachern, John B 17	4) Musaku, Brandon 18	
26.69	55.49	1:25.44
2:22.17	2:52.34	3:24.69
4:23.38	4:53.43	5:24.61
6:23.12	6:53.68	7:25.67
		7:56.66
9 SOLO-NE	A	7:57.18
1) Spear, Scott A 16	2) Zhu, Aaron Y 16	
3) Venci, Charles P 17	4) Hogan, Ryan B 16	
27.88	56.92	1:26.85
2:24.31	2:54.35	3:26.59
4:26.75	4:57.54	5:29.59
6:27.98	6:57.27	7:27.57
		7:57.18
10 ABF-NE	B	7:57.32
1) Horstkamp-Vinekar, Ian T 17	2) Labich, Noah J 17	
3) Him, Landon J 15	4) Dubey, Mitchell C 15	
27.75	57.78	1:28.34
2:25.77	2:55.68	3:25.71
4:22.90	4:53.10	5:24.45
6:22.70	6:53.27	7:25.56
		7:57.32
11 DR-OH	B	7:58.59
1) Campbell, Samuel A 15	2) Schauer, Wesley E 16	
3) Rine, Michael S 15	4) Katai, Pierce C 17	
27.09	57.29	1:28.57
2:27.22	2:58.09	3:29.87
4:28.58	4:57.95	5:28.49
6:25.37	6:55.17	7:26.66
		7:58.59



2019 Futures Championships (Geneva, Ohio) - 8/1/2019 to 8/4/2019

Results

(Event 4 Men 800 LC Meter Freestyle Relay)

Team	Relay	Finals Time
12 EAST-MR	B	8:00.15
1) Ritchie, Ellis M 18	2) Kiesel, Garrett W 17	
3) Crane, Kevin J 17	4) Wilson, Aidan T 18	
27.36	57.45	1:28.89 2:02.34
2:29.19	2:58.91	3:29.37 4:00.40
4:27.13	4:57.94	5:29.48 6:01.94
6:28.76	6:58.94	7:29.53 8:00.15
13 SJAC-MA	A	8:00.46
1) Taylor, Andrew C 17	2) Artis, Jack M 17	
3) Lilley, Jack A 17	4) Hare, Kyle 17	
26.96	55.83	1:26.69 1:57.23
2:24.74	2:54.86	3:26.22 3:56.78
4:24.55	4:56.03	5:29.46 6:00.62
6:27.32	6:57.22	7:29.00 8:00.46
14 MAC-MD	A	8:01.69
1) Currie, Gavin P 16	2) Riedel, Alexander R 17	
3) Bennici, Charles R 17	4) Bennici, Matthew D 19	
27.50	57.51	1:28.25 1:59.26
2:26.19	2:56.12	3:27.85 3:59.15
4:27.15	4:57.87	5:30.13 6:01.72
6:29.57	6:59.78	7:31.22 8:01.69
15 VICT-NI	A	8:03.06
1) Baker, James M 21	2) Murphy, Brayden 17	
3) Chapman, Thomas C 18	4) Wisner, Kai S 20	
28.09	57.13	1:26.88 1:55.91
2:23.42	2:54.40	3:26.38 3:58.22
4:25.70	4:56.78	5:29.35 6:01.26
6:28.95	6:59.47	7:31.30 8:03.06
16 SCAR-NJ	A	8:07.80
1) Poplawski, Richard 13	2) Chang, Christopher S 15	
3) Kim, Daniel S 15	4) Iorizzo, Kyle T 19	
27.78	58.93	1:30.83 2:02.49
2:30.91	3:01.97	3:34.44 4:04.99
4:32.94	5:04.53	5:36.54 6:08.37
6:35.90	7:06.06	7:37.51 8:07.80
17 BGSC-NE	A	8:07.84
1) Kiefer, Emerson G 18	2) Maldari, Caleb D 14	
3) Shriner, Matthew D 20	4) Lofstrom, Conner D 16	
27.93	58.72	1:30.89 2:03.26
2:30.81	3:01.76	3:34.28 4:06.33
4:34.19	5:05.81	5:37.61 6:09.05
6:35.77	7:05.87	7:36.53 8:07.84
18 CPP-AD	A	8:13.86
1) Hotaling, Kaleb B 18	2) Liu, Bryan 17	
3) Bearor, Theodore J 17	4) Verstandig, Kyle J 20	
28.22	58.73	1:31.50 2:05.86
2:33.67	3:05.15	3:38.61 4:10.96
4:37.53	5:07.20	5:39.80 6:12.74
6:40.25	7:10.24	7:42.02 8:13.86

Event 5 Women 200 LC Meter Freestyle

Pool Record: 2:00.25 ! 3/22/2013 Samantha Cheverton
 2:01.69 OT Olympic Trials
 2:01.79 NAT 2019 National
 2:04.29 JR Junior National

Name	Age	Team	Finals Time
A - Final			
1 Scannell, Quinn R	21	BAD-MR	2:02.73 JR
28.35	59.04	1:30.68	2:02.73
2 Reich, Megan A	15	PHX-NE	2:04.91
28.86	1:00.18	1:32.51	2:04.91
3 Connors, Alexa H	17	KING-NE	2:05.64
29.12	1:00.88	1:33.30	2:05.64
4 Mathieu, Tylor J	18	GRIT-CT	2:05.77
29.63	1:01.43	1:33.89	2:05.77
5 Breiter, Carol-lena P	17	PHX-NE	2:05.93
29.67	1:01.48	1:34.04	2:05.93
6 Tankard, Kyleigh A	15	CGBD-VA	2:06.69
29.71	1:01.54	1:34.55	2:06.69
7 Hartigan, Madison R	19	EAST-MR	2:07.36
29.69	1:01.57	1:34.66	2:07.36
8 Amuan, Malia T	15	PHX-NE	2:08.34
29.12	1:01.13	1:34.61	2:08.34
B - Final			
9 Martin, Allison M	16	FISH-PV	2:04.96
29.42	1:01.12	1:33.32	2:04.96
10 Huddleston, Riley B	15	UASC-OH	2:05.51
30.02	1:02.15	1:34.24	2:05.51
11 Intihar, Elizabeth D	18	BKYS-OH	2:05.89
30.27	1:02.11	1:34.46	2:05.89
12 Bagnall, Morgan P	15	BULL-CT	2:06.50
30.20	1:02.74	1:35.10	2:06.50
13 Paoletti, Isabella N	17	DST-MA	2:06.69
29.89	1:01.99	1:34.93	2:06.69
14 Geringer, Maya E	17	USA-OH	2:06.95
29.67	1:01.83	1:34.51	2:06.95
15 Brennan, Molly	17	PACK-NI	2:07.81
30.63	1:03.04	1:35.75	2:07.81
16 Gaffney, Laura M	16	CGBD-VA	2:08.06
29.97	1:02.22	1:35.04	2:08.06
C - Final			
17 Wisniewski, Emily	17	UN-07-MA	2:06.71
29.94	1:02.15	1:34.98	2:06.71
18 Stokes, Zoe E	17	XCEL-NJ	2:06.74
30.02	1:01.92	1:34.93	2:06.74
19 Travis, Brooke S	19	NCAP-PV	2:06.92
29.96	1:02.35	1:35.20	2:06.92
20 Menzer, Emma G	18	DST-MA	2:07.04
29.69	1:02.16	1:35.18	2:07.04
21 Wenger, Grace K	17	UVAC-NE	2:07.78
29.54	1:01.77	1:35.01	2:07.78



2019 Futures Championships (Geneva, Ohio) - 8/1/2019 to 8/4/2019

Results

C - Final ... (Event 5 Women 200 LC Meter Freestyle)

Name	AgeTeam	Finals Time
22 Stanford, Catherine M	16 LBA-MR	2:08.03
29.02 1:01.59 1:35.09		2:08.03
23 Reardon, Erin M	17 UASC-OH	2:08.37
30.37 1:02.72 1:36.01		2:08.37
24 Hannan, Madeline A	18 HEAT-LE	2:09.83
29.80 1:02.37 1:36.51		2:09.83

Event 5 Women 200 LC Meter Freestyle

Pool Record: 2:00.25 ! 3/22/2013 Samantha Cheverton
 2:01.69 OT Olympic Trials
 2:01.79 NAT 2019 National
 2:04.29 JR Junior National

Name	AgeTeam	Prelim Time
Preliminaries		
1 Scannell, Quinn R	21 BAD-MR	2:05.38 q
29.25 1:01.13 1:33.13		2:05.38
2 Breiter, Carol-lena P	17 PHX-NE	2:06.21 q
30.05 1:02.30 1:34.80		2:06.21
3 Reich, Megan A	15 PHX-NE	2:06.24 q
29.23 1:00.82 1:33.57		2:06.24
4 Hartigan, Madison R	19 EAST-MR	2:06.56 q
30.11 1:02.32 1:34.59		2:06.56
5 Amuan, Malia T	15 PHX-NE	2:06.68 q
29.33 1:01.08 1:33.57		2:06.68
6 Mathieu, Tylor J	18 GRIT-CT	2:06.69 q
29.59 1:01.53 1:33.98		2:06.69
7 Tankard, Kyleigh A	15 CGBD-VA	2:06.80 q
29.97 1:01.97 1:34.63		2:06.80
8 Connors, Alexa H	17 KING-NE	2:06.99 q
29.55 1:01.00 1:33.95		2:06.99
9 Paoletti, Isabella N	17 DST-MA	2:07.17 q
30.25 1:02.79 1:35.42		2:07.17
10 Bagnall, Morgan P	15 BULL-CT	2:07.45 q
30.89 1:03.34 1:35.96		2:07.45
11 Intihar, Elizabeth D	18 BKYS-OH	2:07.48 q
30.32 1:02.43 1:35.09		2:07.48
12 Geringer, Maya E	17 USA-OH	2:07.55 q
29.30 1:01.47 1:34.59		2:07.55
13 Huddleston, Riley B	15 UASC-OH	2:07.61 q
29.38 1:01.13 1:34.13		2:07.61
14 Gaffney, Laura M	16 CGBD-VA	2:07.64 q
29.88 1:01.93 1:34.64		2:07.64
15 Brennan, Molly	17 PACK-NI	2:07.69 q
30.10 1:02.04 1:35.15		2:07.69
16 Martin, Allison M	16 FISH-PV	2:07.71 q
29.01 1:02.16 1:35.65		2:07.71
17 Travis, Brooke S	19 NCAP-PV	2:07.81 q
30.20 1:02.91 1:35.97		2:07.81
18 Wisniewski, Emily	17 UN-07-MA	2:07.89 q
30.37 1:03.15 1:35.97		2:07.89

19 Menzer, Emma G	18 DST-MA	2:08.02 q
29.97 1:02.54 1:35.57		2:08.02
20 Stokes, Zoe E	17 XCEL-NJ	2:08.05 q
29.87 1:01.94 1:35.39		2:08.05
21 Reardon, Erin M	17 UASC-OH	2:08.43 q
29.63 1:02.40 1:35.33		2:08.43
22 Wenger, Grace K	17 UVAC-NE	2:08.50 q
29.97 1:01.98 1:35.13		2:08.50
23 Hannan, Madeline A	18 HEAT-LE	2:08.53 q
29.16 1:01.56 1:34.61		2:08.53
24 Stanford, Catherine M	16 LBA-MR	2:08.63 q
29.49 1:01.93 1:35.19		2:08.63
25 Aurnou-Rhees, Jordan W	17 OSSC-OH	2:08.65
30.10 1:02.54 1:35.35		2:08.65
26 Amar, Kate M	18 EAST-MR	2:08.67
30.05 1:03.04 1:35.85		2:08.67
*27 Wisner, Taryn A	16 VICT-NI	2:08.83
30.15 1:02.82 1:35.98		2:08.83
*27 Miller, Grace E	17 MCSC-NJ	2:08.83
30.48 1:02.83 1:36.16		2:08.83
29 Marks, Madeline S	19 UN-03-OH	2:08.94
30.57 1:03.74 1:36.54		2:08.94
*30 Ren, Ginger	17 CRIM-NE	2:09.06
29.44 1:02.27 1:35.08		2:09.06
*30 Kahn, Shelby C	16 UN-02-MA	2:09.06
30.02 1:03.10 1:36.00		2:09.06
32 Kalandadze, Anna	18 RAD-MA	2:09.09
30.19 1:02.52 1:35.75		2:09.09
33 Hamblett, Ava S	15 HMST-CT	2:09.56
29.71 1:02.85 1:37.02		2:09.56
34 West, Lauren E	14 ASA-PV	2:09.86
29.32 1:02.30 1:36.39		2:09.86
35 Rademacher, Anne W	17 PHX-NE	2:09.93
30.24 1:02.75 1:36.98		2:09.93
36 Harrison, Tristan T	16 CGBD-VA	2:10.04
30.03 1:02.76 1:36.31		2:10.04
37 Rotenberg, Mary H	16 EAST-MR	2:10.10
30.21 1:02.74 1:36.29		2:10.10
38 Lamoureux, Brooke M	20 FAST-LE	2:10.11
30.75 1:04.25 1:37.09		2:10.11
39 Grau, Mckenzie N	17 RAYS-OH	2:10.22
29.69 1:01.92 1:36.33		2:10.22
40 Garner, Hannah P	17 CGBD-VA	2:10.30
30.17 1:02.83 1:37.35		2:10.30
41 Maguire, Abigail R	16 ABF-NE	2:10.56
30.50 1:03.84 1:37.04		2:10.56
42 Li, Dana Y	14 BGSC-NE	2:10.57
29.91 1:03.41 1:37.09		2:10.57
43 Fox, Megan E	15 SEA-MA	2:10.58
31.31 1:03.75 1:37.76		2:10.58
44 Naccarella, Antonia L	19 WEBS-NI	2:10.79
30.86 1:03.77 1:37.41		2:10.79



2019 Futures Championships (Geneva, Ohio) - 8/1/2019 to 8/4/2019

Results

Preliminaries ... (Event 5 Women 200 LC Meter Freestyle)

Name	Age	Team	Prelim Time
45 Debaecke, Sydney E	15	DST-MA	2:10.86
30.33	1:04.26	1:37.54	2:10.86
46 Giles, Rylie E	15	RAC-CT	2:10.90
29.75	1:03.00	1:36.57	2:10.90
47 Godfrey, Kierstin L	17	TIDE-VA	2:11.05
30.13	1:03.43	1:37.40	2:11.05
*48 McCurdy, Caroline G	15	BGSC-NE	2:11.15
30.42	1:04.47	1:37.37	2:11.15
*48 Livingston, Olivia M	17	JCCS-AM	2:11.15
30.15	1:03.28	1:37.56	2:11.15
50 Quarin, Elizabeth M	18	DR-OH	2:11.98
30.17	1:03.55	1:37.38	2:11.98
51 Everhart, Hanna J	19	BAY-MA	2:12.00
30.48	1:03.36	1:37.74	2:12.00
52 Duncan, Abigail J	17	MLAC-AM	2:12.30
30.54	1:03.92	1:38.96	2:12.30
53 Reyna, Alexa	13	WEST-MR	2:12.37
31.19	1:04.21	1:38.71	2:12.37
54 Tighe, Olivia L	18	CMA-ME	2:12.51
30.02		1:26.89	2:12.51
55 Taylor, Hayley S	16	MAC-MD	2:12.68
30.17	1:03.13	1:37.37	2:12.68
56 Panitz, Georgia A	19	EAST-MR	2:12.93
30.50	1:03.61	1:38.62	2:12.93
57 Donnelly, Megan H	18	IA-MR	2:13.57
30.86	1:05.23	1:39.27	2:13.57
58 Gougelmann, Jennifer M	17	EAST-MR	2:13.67
30.39	1:04.27	1:39.15	2:13.67
59 Noll, Emily R	15	ASA-PV	2:14.03
30.79	1:04.27	1:39.27	2:14.03
60 Trolle, Camilla O	16	XCEL-NJ	2:14.29
31.23	1:04.92	1:39.64	2:14.29
61 Jogani, Elizabeth P	21	UDEL-MA	2:14.39
30.70	1:04.49	1:38.90	2:14.39
62 Redisch, Lena J	19	ASA-PV	2:14.41
31.33	1:05.07	1:39.52	2:14.41
63 Griffith, Abbie M	16	LESD-LE	2:14.42
30.19	1:04.64	1:39.60	2:14.42
64 Stark, Rachel A	21	LSSC-LE	2:14.54
30.72	1:04.35	1:38.91	2:14.54
65 Naccarella, Maria E	17	WEBS-NI	2:14.82
30.89	1:04.80	1:39.30	2:14.82
66 Peterson, Daphne J	16	BEAR-CT	2:14.93
30.21	1:04.34	1:39.46	2:14.93
67 Rice, Mckenzie F	19	FAST-LE	2:15.25
31.31	1:05.56	1:40.14	2:15.25
68 Steckiel, Emma J	17	LAC-MA	2:15.67
30.48	1:04.64	1:40.35	2:15.67
69 Parker, Hannah I	14	HHAA-MA	2:15.81
30.76	1:05.21	1:41.01	2:15.81
70 Snyder, Savannah M	17	LAC-MA	2:18.06
30.96	1:05.86	1:42.05	2:18.06

71 Corby, Emma M	20	PACK-NI	2:18.17
31.75	1:06.44	1:42.10	2:18.17
72 Cai, Miranda	16	XCEL-NJ	2:18.66
30.96	1:05.21	1:41.41	2:18.66
73 Ehlers, Caroline K	18	CCS-LE	2:18.96
31.81	1:06.86	1:43.28	2:18.96
74 Best, Jordan E	15	MAC-MD	2:19.40
31.46	1:06.55	1:42.62	2:19.40
75 Murphy, Janine A	15	CCS-LE	2:19.88
32.21	1:07.18	1:44.52	2:19.88
--- Johnston, Sabrina K	15	BGNW-MR	DFS
Declared false start			
--- Gable, Isabella G	19	DR-OH	DFS
Declared false start			
--- Franks, Ava L	17	EAST-MR	NS

Event 6 Men 200 LC Meter Freestyle

Pool Record: 1:52.02 ! 8/2/2019 Daniel J Cook

1:50.79 OT Olympic Trials

1:51.39 NAT 2019 National

1:54.29 JR Junior National

Name	Age	Team	Finals Time
A - Final			
1 Cook, Daniel J	21	NAVY-MD	1:52.02! JR
25.54	53.25	1:22.42	1:52.02
2 Johnson, Jay W	18	HEAT-LE	1:52.54 JR
26.13	54.40	1:23.07	1:52.54
3 Knightly, Tyler B	17	CRIM-NE	1:54.31
27.04	55.87	1:25.35	1:54.31
4 Scannell, Thacher H	19	GRYM-CT	1:54.71
26.25	54.87	1:24.42	1:54.71
5 Washart, Zachary F	20	GPAC-MA	1:54.89
27.41	56.21	1:25.86	1:54.89
6 Van Gorp, Ian T	17	RAYS-OH	1:55.10
26.92	55.95	1:25.65	1:55.10
7 Johnson, Blake C	16	ODAC-VA	1:55.32
27.50	56.78	1:26.26	1:55.32
8 Deppen, Jack C	16	NPAC-MA	1:55.37
26.87	56.31	1:25.73	1:55.37
B - Final			
9 Tack, Ethan M	19	NAVY-MD	1:55.24
27.01	56.23	1:25.96	1:55.24
10 McLaughlin, Owen W	17	SMAC-ME	1:55.36
26.76	56.06	1:26.22	1:55.36
11 Berzolla, Andrew G	17	CRIM-NE	1:55.70
27.25	56.69	1:26.16	1:55.70
12 Taylor, Andrew C	17	SJAC-MA	1:55.97
27.39	56.80	1:26.76	1:55.97
13 Holty, Nathan A	17	DR-OH	1:56.12
26.79	56.14	1:26.45	1:56.12
14 Spear, Scott A	16	SOLO-NE	1:56.17
26.50	55.50	1:25.41	1:56.17
15 Fadel, Matthew J	19	UN-02-MD	1:56.19
25.70	53.85	1:24.50	1:56.19



2019 Futures Championships (Geneva, Ohio) - 8/1/2019 to 8/4/2019

Results

B - Final ... (Event 6 Men 200 LC Meter Freestyle)

Name	Age	Team	Finals Time
16 Tuckerman, Caleb S	18	HEAT-LE	1:56.41
27.15	56.56	1:26.13	1:56.41

C - Final

17 Bachman, Maxwell F	16	NPAC-MA	1:55.79
26.61	55.97	1:25.90	1:55.79
18 Hogan, Ryan B	16	SOLO-NE	1:55.86
27.58	57.12	1:26.78	1:55.86
19 Replogle, Jacob	15	NPAC-MA	1:56.19
27.59	56.76	1:26.63	1:56.19
20 Baker, James M	21	VICT-NI	1:56.40
27.59	56.99	1:26.68	1:56.40
21 Jay, Hayden F	16	UASC-OH	1:56.79
26.66	55.82	1:26.41	1:56.79
22 Iorizzo, Kyle T	19	SCAR-NJ	1:57.22
27.76	57.45	1:27.31	1:57.22
23 Hare, Kyle	17	SJAC-MA	1:57.89
27.14	56.59	1:27.34	1:57.89
24 Gustafson, Max J	20	SHSH-LE	2:00.32
26.94	57.66	1:28.46	2:00.32

Event 6 Men 200 LC Meter Freestyle

Pool Record: 1:52.02 ! 8/2/2019 Daniel J Cook
 1:50.79 OT Olympic Trials
 1:51.39 NAT 2019 National
 1:54.29 JR Junior National

Name	Age	Team	Prelim Time
Preliminaries			
1 Cook, Daniel J	21	NAVY-MD	1:52.94 qJR
25.85	54.33	1:24.04	1:52.94
2 Johnson, Jay W	18	HEAT-LE	1:53.14 qJR
26.06	54.64	1:24.10	1:53.14
3 Van Gorp, Ian T	17	RAYS-OH	1:54.59 q
26.93	56.15	1:25.07	1:54.59
4 Knightly, Tyler B	17	CRIM-NE	1:54.92 q
26.83	56.04	1:25.76	1:54.92
5 Washart, Zachary F	20	GPAC-MA	1:54.94 q
27.14	55.66	1:25.08	1:54.94
6 Scannell, Thacher H	19	GRYM-CT	1:55.30 q
25.66	53.65	1:23.92	1:55.30
7 Johnson, Blake C	16	ODAC-VA	1:55.44 q
27.24	56.70	1:25.78	1:55.44
8 Deppen, Jack C	16	NPAC-MA	1:55.71 q
27.14	56.30	1:26.09	1:55.71
9 McLaughlin, Owen W	17	SMAC-ME	1:55.88 q
27.32	56.72	1:26.59	1:55.88
10 Fadel, Matthew J	19	UN-02-MD	1:56.02 q
26.58	55.15	1:25.45	1:56.02
11 Tack, Ethan M	19	NAVY-MD	1:56.04 q
28.48	57.64	1:27.46	1:56.04
12 Berzolla, Andrew G	17	CRIM-NE	1:56.54 q
28.19	56.75	1:27.43	1:56.54

13 Holty, Nathan A	17	DR-OH	1:56.56 q
27.18	57.06	1:26.91	1:56.56
14 Taylor, Andrew C	17	SJAC-MA	1:56.59 q
27.47	56.98	1:26.72	1:56.59
15 Tuckerman, Caleb S	18	HEAT-LE	1:56.88 q
27.20	55.95	1:25.88	1:56.88
16 Spear, Scott A	16	SOLO-NE	1:56.95 q
28.13	57.49	1:27.45	1:56.95
17 Hogan, Ryan B	16	SOLO-NE	1:56.96 q
27.92	57.37	1:27.63	1:56.96
18 Baker, James M	21	VICT-NI	1:57.00 q
28.04	57.22	1:27.56	1:57.00
19 Iorizzo, Kyle T	19	SCAR-NJ	1:57.09 q
27.46	56.68	1:26.93	1:57.09
*20 Jay, Hayden F	16	UASC-OH	1:57.17 q
26.71	56.38	1:26.56	1:57.17
*20 Replogle, Jacob	15	NPAC-MA	1:57.17 q
27.25	56.85	1:26.94	1:57.17
22 Gustafson, Max J	20	SHSH-LE	1:57.30 q
27.04	56.76	1:27.15	1:57.30
23 Hare, Kyle	17	SJAC-MA	1:57.43 q
27.00	56.32	1:27.34	1:57.43
24 Bachman, Maxwell F	16	NPAC-MA	1:57.59 q
27.22	56.63	1:27.56	1:57.59
25 Sheldon, Connor J	16	CAC-CT	1:57.60
27.20	57.26	1:27.35	1:57.60
26 Wilson, Aidan T	18	EAST-MR	1:57.74
27.93	57.32	1:27.91	1:57.74
27 McGoey, Matthew R	21	BAC-MA	1:57.89
26.75	56.30	1:26.99	1:57.89
28 Christian, Brandon A	21	CM-WV	1:57.90
27.97	57.87	1:27.90	1:57.90
29 Houlton, Zachary H	17	BULL-CT	1:57.96
27.85	57.33	1:27.71	1:57.96
30 Clark, Nicholas M	16	NPAC-MA	1:57.97
27.07	56.45	1:27.18	1:57.97
31 Lawless, Alec C	19	UN-03-MA	1:58.19
27.46	57.80	1:28.57	1:58.19
32 Kiesel, Garrett W	17	EAST-MR	1:58.25
27.61	57.35	1:27.52	1:58.25
33 Moore, Jered R	18	UN-03-AM	1:58.31
27.31	57.09	1:27.99	1:58.31
34 Tulenko, Ethan J	17	RXA-AM	1:58.47
26.83	56.85	1:27.71	1:58.47
35 Ward, Zachary L	16	BKYS-OH	1:58.53
27.88	57.93	1:28.53	1:58.53
*36 Roethke, Tyler S	17	WACK-NE	1:58.78
27.38	57.63	1:28.03	1:58.78
*36 Januario, Jack F	16	ESC-NE	1:58.78
27.97	57.88	1:28.33	1:58.78
38 Cushman, Timothy P	18	EAST-MR	1:58.83
27.44	57.83	1:28.27	1:58.83



2019 Futures Championships (Geneva, Ohio) - 8/1/2019 to 8/4/2019

Results

Preliminaries ... (Event 6 Men 200 LC Meter Freestyle)

Name	Age	Team	Prelim Time
*39 Cusano, Tyler A	19	SOCO-CT	1:59.35
27.72	57.37	1:28.44	1:59.35
*39 Galecki, Joshua A	17	ANSC-AM	1:59.35
28.06	58.22	1:28.49	1:59.35
*39 Elder, Alek R	15	DST-MA	1:59.35
26.49	55.76	1:27.01	1:59.35
42 Campbell, Samuel A	15	DR-OH	1:59.94
28.01	58.20	1:28.80	1:59.94
43 Riedel, Alexander R	17	MAC-MD	1:59.98
28.98	59.02	1:29.25	1:59.98
44 Vann, Brady C	17	USA-OH	2:00.02
27.22	57.79	1:28.61	2:00.02
45 Bearor, Theodore J	17	CPP-AD	2:00.63
27.85	58.57	1:29.01	2:00.63
46 Eastham, Eric M	17	PVAA-NE	2:00.82
27.53	57.86	1:28.43	2:00.82
47 Rocca, Sean M	18	TAC-VA	2:01.14
28.43	58.64	1:30.24	2:01.14
48 Cahnbley, Tobias J	17	XCEL-NJ	2:01.44
58.99		2:01.44	
49 Verstandig, Kyle J	20	CPP-AD	2:01.47
28.04	59.03	1:30.95	2:01.47
50 Wowk, William J	17	RAYS-OH	2:01.53
28.12	58.84	1:29.98	2:01.53
51 Deemer, Samuel K	16	LESD-LE	2:01.63
27.75	58.61	1:30.14	2:01.63
52 Holzman, Andrew M	20	EAST-MR	2:01.71
27.88	58.06	1:29.35	2:01.71
53 Settembrine, Nicholas R	18	MOON-AM	2:01.72
28.21	59.25	1:30.57	2:01.72
54 Anderson, Carter R	17	ISWM-NI	2:01.96
27.72	58.46	1:29.69	2:01.96
55 Delisle, Nathan L	14	ABF-NE	2:02.94
28.28	58.97	1:31.21	2:02.94
56 Banks, Ethan S	18	CCS-LE	2:03.09
27.56	57.57	1:30.41	2:03.09
57 Ehling, John W	18	ANSC-AM	2:04.01
59.46		2:04.01	
58 Shriner, Matthew D	20	BGSC-NE	2:04.08
28.28	1:00.13	1:32.46	2:04.08
59 Lilley, Jack A	17	SJAC-MA	2:05.40
28.67	59.71	1:32.82	2:05.40
60 Morris, Aiden K	17	LSSC-LE	2:05.94
27.54	58.03	1:31.89	2:05.94
61 Brunsky, Matthew C	17	DR-OH	2:06.10
28.49	1:00.05	1:33.22	2:06.10
62 Casey, Patrick	15	RAD-MA	2:06.37
28.55	1:00.27	1:33.56	2:06.37
--- Volin, Alexander W	17	SJAC-MA	DFS
Declared false start			
--- Lenham, Eoin K	16	ASC-MD	NS

Event 7 Women 100 LC Meter Breaststroke

Pool Record: 1:10.37 ! 4/2/2016 Laura A Lindsay
 1:10.99 OT Olympic Trials
 1:10.99 NAT 2019 National
 1:13.29 JR Junior National

Name	Age	Team	Finals Time
A - Final			
1 Panitz, Josephine H	17	EAST-MR	1:11.87 JR
33.50		1:11.87	
2 Robb, Jamyson G	17	CCS-LE	1:12.66 JR
33.86		1:12.66	
3 Elliott, Dakota L	19	PEAQ-AM	1:12.85 JR
34.35		1:12.85	
4 Milio, Theresa A	17	NYSA-MR	1:13.33
34.39		1:13.33	
5 Gambardella, Angela J	17	SOCO-CT	1:13.39
34.93		1:13.39	
6 Dorish, Madeline E	17	RXA-AM	1:13.47
34.05		1:13.47	
7 Craig, Catherine K	18	KRKN-NI	1:14.20
35.39		1:14.20	
8 Nagle, Mia A	15	FAST-LE	1:14.58
35.43		1:14.58	
B - Final			
9 Baker, Leah H	18	MOON-AM	1:13.82
34.42		1:13.82	
10 Liu, Stephanie M	16	WEST-MR	1:14.32
34.85		1:14.32	
11 Hu, Ashley S	17	EAST-MR	1:14.43
35.67		1:14.43	
12 Deangelis, Ava I	16	KING-NE	1:14.71
35.97		1:14.71	
13 Stark, Maryclaire	17	PWRS-AM	1:14.90
34.77		1:14.90	
14 Cappabianca, Giovanna S	18	HEAT-LE	1:15.11
35.97		1:15.11	
15 Schoenlein, Megan E	13	RAYS-OH	1:15.25
35.71		1:15.25	
16 Li, Jessey Y	15	RAYS-OH	1:15.28
35.35		1:15.28	
C - Final			
17 Reardon, Erin M	17	UASC-OH	1:13.81
35.17		1:13.81	
18 Grau, Mckenzie N	17	RAYS-OH	1:14.41
35.02		1:14.41	
19 Detwiler, Tatum E	18	UN-01-AM	1:14.64
34.80		1:14.64	
20 Qi, Wandi	15	UN-02-NJ	1:15.11
35.70		1:15.11	
21 Brattoli, Ariana V	16	EAST-MR	1:15.53
35.01		1:15.53	



2019 Futures Championships (Geneva, Ohio) - 8/1/2019 to 8/4/2019

Results

C - Final ... (Event 7 Women 100 LC Meter Breaststroke)

Name	AgeTeam	Finals Time
22 Toncheva, Yulia	22 UN-01-LE	1:15.61
35.36	1:15.61	
23 Spencer, Paige E	15 PHX-NE	1:16.05
35.05	1:16.05	
24 Kuhn, Erin E	21 DUQU-AM	1:16.48
36.39	1:16.48	

Event 7 Women 100 LC Meter Breaststroke

Pool Record: 1:10.37 ! 4/2/2016 Laura A Lindsay

1:10.99 OT Olympic Trials

1:10.99 NAT 2019 National

1:13.29 JR Junior National

Name	AgeTeam	Prelim Time
Preliminaries		
1 Panitz, Josephine H	17 EAST-MR	1:12.95 qJR
33.77	1:12.95	
2 Robb, Jamyson G	17 CCS-LE	1:13.48 q
34.42	1:13.48	
3 Elliott, Dakota L	19 PEAQ-AM	1:13.49 q
34.23	1:13.49	
4 Milio, Theresa A	17 NYSA-MR	1:13.78 q
34.27	1:13.78	
5 Dorish, Madeline E	17 RXA-AM	1:13.87 q
33.70	1:13.87	
6 Craig, Catherine K	18 KRKN-NI	1:14.35 q
35.84	1:14.35	
7 Nagle, Mia A	15 FAST-LE	1:14.37 q
35.05	1:14.37	
8 Gambardella, Angela J	17 SOCO-CT	1:14.48 q
34.66	1:14.48	
*9 Stark, Maryclaire	17 PWRS-AM	1:14.78 q
34.79	1:14.78	
*9 Hu, Ashley S	17 EAST-MR	1:14.78 q
35.75	1:14.78	
11 Cappabianca, Giovanna S	18 HEAT-LE	1:14.87 q
35.51	1:14.87	
12 Schoenlein, Megan E	13 RAYS-OH	1:14.91 q
35.59	1:14.91	
13 Li, Jessey Y	15 RAYS-OH	1:15.03 q
34.64	1:15.03	
14 Deangelis, Ava I	16 KING-NE	1:15.04 q
35.73	1:15.04	
15 Baker, Leah H	18 MOON-AM	1:15.18 q
34.80	1:15.18	
16 Liu, Stephanie M	16 WEST-MR	1:15.22 q
34.82	1:15.22	
17 Grau, Mckenzie N	17 RAYS-OH	1:15.36 q
35.87	1:15.36	
18 Toncheva, Yulia	22 UN-01-LE	1:15.42 q
35.85	1:15.42	

19 Reardon, Erin M	17 UASC-OH	1:15.58 q
35.75	1:15.58	
20 Spencer, Paige E	15 PHX-NE	1:15.66 q
34.47	1:15.66	
21 Qi, Wandi	15 UN-02-NJ	1:15.71 q
34.91	1:15.71	
22 Kuhn, Erin E	21 DUQU-AM	1:15.77 q
35.92	1:15.77	
23 Brattoli, Ariana V	16 EAST-MR	1:15.82 q
34.61	1:15.82	
24 Detwiler, Tatum E	18 UN-01-AM	1:15.83 q
35.00	1:15.83	
25 Lewis, Maya M	16 CCS-LE	1:15.91
35.17	1:15.91	
26 Franks, Ava L	17 EAST-MR	1:15.94
35.22	1:15.94	
27 Humby, Jessica L	15 STAR-NI	1:15.97
35.69	1:15.97	
*28 Dyer, Madeline H	17 FAST-LE	1:15.98
35.84	1:15.98	
*28 Draganosky, Taylor E	19 UDEL-MA	1:15.98
36.38	1:15.98	
30 McCarty, Sophia R	16 DR-OH	1:16.04
35.20	1:16.04	
31 Lochridge, Anne E	20 FAST-LE	1:16.07
37.46	1:16.07	
32 Sanchez-Hegarty, Carlee S	18 CAT-NJ	1:16.10
36.70	1:16.10	
33 Lantin, Alexa T	19 BAD-MR	1:16.12
35.30	1:16.12	
*34 Howe, Alicia G	17 UASC-OH	1:16.21
35.75	1:16.21	
*34 Berzanski, Ava L	17 JW-MA	1:16.21
35.52	1:16.21	
*36 Lamoureux, Brooke M	18 TIDE-VA	1:16.23
34.96	1:16.23	
*36 Salmon, Jessica M	18 CPP-AD	1:16.23
35.29	1:16.23	
38 Derby, Ella M	15 KING-NE	1:16.29
36.15	1:16.29	
39 Wenger, Abigail K	18 PHST-OH	1:16.30
34.88	1:16.30	
40 Wu, Dora M	17 FISH-PV	1:16.37
35.34	1:16.37	
41 Wharton, Allyson M	20 FAST-LE	1:16.39
36.29	1:16.39	
42 Redman, Emma L	13 FISH-PV	1:16.40
36.32	1:16.40	
43 Gardner, Heather	18 MPAC-AM	1:16.43
35.09	1:16.43	
44 Routzahn, Sophia M	15 FAST-MD	1:16.44
35.90	1:16.44	



2019 Futures Championships (Geneva, Ohio) - 8/1/2019 to 8/4/2019

Results

Preliminaries ... (Event 7 Women 100 LC Meter Breaststroke)

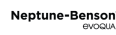
Name	Age	Team	Prelim Time
45 Graham, Catherine M	16	NDAC-MR	1:16.47
36.04	1:16.47		
46 Roemer, Samantha N	16	UN-02-NI	1:16.66
35.89	1:16.66		
47 Knoller, Maya Lily L	14	MCSC-NJ	1:16.67
36.40	1:16.67		
48 Lee, Megan C	15	WEST-MR	1:16.75
36.08	1:16.75		
49 Sage, Britney L	17	OSSC-OH	1:16.79
35.73	1:16.79		
50 Chen, Isabella R	17	CAT-NJ	1:16.90
36.67	1:16.90		
51 Menzer, Emma G	18	DST-MA	1:16.99
36.24	1:16.99		
52 Denny, Britney L	15	CGBD-VA	1:17.02
37.54	1:17.02		
53 Morrison, Michaela	21	MACH-PV	1:17.24
35.68	1:17.24		
54 Long, Lauren E	16	BWST-PV	1:17.31
55 Xie, Cynthia J	16	ABF-NE	1:17.36
35.55	1:17.36		
56 Fritz, Madison L	16	NPAC-MA	1:17.49
35.68	1:17.49		
57 Aylmer, Lauren	17	NYSA-MR	1:17.50
36.16	1:17.50		
58 Pash, Jaclyn D	21	FAST-LE	1:17.56
37.52	1:17.56		
59 Bucklew, Samantha L	16	TIDE-VA	1:17.57
36.24	1:17.57		
60 Sorbello, Sydney G	16	DELM-AD	1:17.71
35.71	1:17.71		
61 Barragate, Annabella	16	BBA-LE	1:18.10
36.40	1:18.10		
62 Holmes, Abbey A	21	FAST-PV	1:18.26
35.05	1:18.26		
*63 Benavides, Hannah L	16	CAC-CT	1:18.36
37.22	1:18.36		
*63 Lillis, Erin K	18	MAC-MD	1:18.36
36.31	1:18.36		
65 Walther, Pruitt	18	DR-OH	1:18.70
37.28	1:18.70		
66 Edge, Olivia N	16	DR-OH	1:18.91
36.43	1:18.91		
67 Berlin, Lindsay P	17	LESD-LE	1:19.00
36.35	1:19.00		
68 Frick, Olivia N	14	CAC-MD	1:19.07
36.17	1:19.07		
69 Voytek, Mara J	18	CSI-LE	1:19.14
37.29	1:19.14		
70 Abild, Sydney C	14	ABF-NE	1:19.30
37.58	1:19.30		

71 Sadvoska, Olena	15	CSI-LE	1:19.31
38.11	1:19.31		
72 Walker, Grace E	17	ESC-NE	1:19.33
37.59	1:19.33		
73 Anchrum, Tiana A	16	RAYS-OH	1:19.60
36.08	1:19.60		
74 Witkop, Kaitlin E	16	ESC-NE	1:19.64
36.72	1:19.64		
75 Striley, Paige V	15	RAYS-OH	1:19.77
36.60	1:19.77		
76 Hughes, Rachel M	20	MARA-WV	1:19.97
36.88	1:19.97		
77 Larkin, Ava R	15	ABF-NE	1:20.06
38.03	1:20.06		
78 Keaton, Lindsey N	17	OSSC-OH	1:20.32
37.51	1:20.32		
79 Hosking, Sarah O	16	UN-09-MA	1:20.70
37.39	1:20.70		
80 Panizzi, Natalia S	15	MOON-AM	1:20.85
36.94	1:20.85		
81 Stump, Jordan O	16	FAST-LE	1:21.11
38.17	1:21.11		
82 Fuller, Abigail B	15	ACAC-VA	1:21.38
37.33	1:21.38		
83 Renuart, Bryanna J	18	FAST-LE	1:21.69
36.70	1:21.69		
84 Zachary, Kristina J	16	ECAT-VA	1:22.31
38.76	1:22.31		
85 Sullivan, Kaitlyn C	15	757-VA	1:22.65
38.00	1:22.65		
86 Szuromi, Erin P	16	PACK-NI	1:23.13
37.33	1:23.13		
--- Nierhoff, Luisa	15	BGNW-MR	DFS
Declared false start			

Event 8 Men 100 LC Meter Breaststroke

Pool Record: 1:03.29 ! 4/2/2016 Levi B Brock
 1:03.29 OT Olympic Trials
 1:03.29 NAT 2019 National
 1:06.09 JR Junior National

Name	Age	Team	Finals Time
A - Final			
1 D'Alessandro, Gianmichel	21	BWST-PV	1:03.80 JR
29.48	1:03.80		
2 Kelly, John G	16	EAST-MR	1:04.88 JR
30.01	1:04.88		
3 Portmann, Jack R	21	CM-WV	1:05.30 JR
30.65	1:05.30		
4 Conzemius, Gennarino J	18	MLAC-AM	1:05.52 JR
30.83	1:05.52		
5 Chen, Jerry Z	18	ANSC-AM	1:05.55 JR
30.67	1:05.55		
6 Diangelo, Nicholas A	17	RAYS-OH	1:05.71 JR
31.03	1:05.71		



2019 Futures Championships (Geneva, Ohio) - 8/1/2019 to 8/4/2019

Results

A - Final ... (Event 8 Men 100 LC Meter Breaststroke)

Name	Age	Team	Finals Time	
7 Krusinski, Jack W	19	CSI-LE	1:06.06	JR
30.96			1:06.06	
8 Dragan, Paul G	17	JW-MA	1:06.50	
31.32			1:06.50	

B - Final

9 Do, Aiken T	15	FISH-PV	1:05.02	JR
30.77			1:05.02	
10 Artis, Jack M	17	SJAC-MA	1:05.68	JR
31.34			1:05.68	
11 Clough, Andrew J	16	STAR-NI	1:05.92	JR
30.94			1:05.92	
12 Yan, James Y	17	XCEL-NJ	1:06.59	
30.80			1:06.59	
13 Clark, Nicholas M	16	NPAC-MA	1:06.68	
30.75			1:06.68	
14 Isayiw, Luke O	18	MAS-MD	1:07.08	
31.63			1:07.08	
15 Lacore, Patrick K	19	NAVY-MD	1:07.40	
32.24			1:07.40	
16 Nguyen, Derek	19	EST-MD	1:07.93	
31.82			1:07.93	

C - Final

17 Sita, John R	19	UN-01-PV	1:06.27	
31.31			1:06.27	
18 Wang, Eric	18	CAT-NJ	1:06.35	
30.97			1:06.35	
19 Simmons, Shayne K	17	RAC-CT	1:06.43	
31.13			1:06.43	
20 Brooks, Ben V	20	CM-WV	1:06.56	
31.45			1:06.56	
21 Venci, Charles P	17	SOLO-NE	1:06.71	
31.80			1:06.71	
22 Gryski, Benjamin M	20	BWST-PV	1:07.08	
30.94			1:07.08	
23 Edge, James D	15	DR-OH	1:07.39	
31.79			1:07.39	
24 Yu, Alan	17	DRAG-PV	1:08.10	
31.81			1:08.10	

Event 8 Men 100 LC Meter Breaststroke

Pool Record: 1:03.29 ! 4/2/2016 Levi B Brock
 1:03.29 OT Olympic Trials
 1:03.29 NAT 2019 National
 1:06.09 JR Junior National

Name	Age	Team	Prelim Time	
Preliminaries				
1 D'Alessandro, Gianmichel	21	BWST-PV	1:05.04	qJR
29.03			1:05.04	
2 Kelly, John G	16	EAST-MR	1:05.56	qJR
30.50			1:05.56	

3 Krusinski, Jack W	19	CSI-LE	1:05.72	qJR
30.92			1:05.72	
4 Portmann, Jack R	21	CM-WV	1:05.76	qJR
30.84			1:05.76	
5 Conzemius, Gennarino J	18	MLAC-AM	1:05.81	qJR
30.25			1:05.81	
6 Diangelo, Nicholas A	17	RAYS-OH	1:06.07	qJR
30.66			1:06.07	
7 Chen, Jerry Z	18	ANSC-AM	1:06.18	q
30.53			1:06.18	
8 Dragan, Paul G	17	JW-MA	1:06.27	q
31.20			1:06.27	
9 Clough, Andrew J	16	STAR-NI	1:06.32	q
31.38			1:06.32	
10 Clark, Nicholas M	16	NPAC-MA	1:06.33	q
31.05			1:06.33	
11 Lacore, Patrick K	19	NAVY-MD	1:06.42	q
31.61			1:06.42	
12 Nguyen, Derek	19	EST-MD	1:06.48	q
31.15			1:06.48	
13 Artis, Jack M	17	SJAC-MA	1:06.58	q
31.80			1:06.58	
14 Do, Aiken T	15	FISH-PV	1:06.59	q
31.48			1:06.59	
15 Isayiw, Luke O	18	MAS-MD	1:06.68	q
30.81			1:06.68	
16 Yan, James Y	17	XCEL-NJ	1:06.77	q
31.19			1:06.77	
17 Wang, Eric	18	CAT-NJ	1:06.78	q
30.75			1:06.78	
18 Simmons, Shayne K	17	RAC-CT	1:06.79	q
31.43			1:06.79	
19 Sita, John R	19	UN-01-PV	1:06.80	q
31.83			1:06.80	
20 Gryski, Benjamin M	20	BWST-PV	1:06.82	q
30.84			1:06.82	
21 Yu, Alan	17	DRAG-PV	1:06.90	q
31.13			1:06.90	
22 Brooks, Ben V	20	CM-WV	1:07.07	q
31.34			1:07.07	
23 Venci, Charles P	17	SOLO-NE	1:07.13	q
32.29			1:07.13	
24 Edge, James D	15	DR-OH	1:07.16	q
31.75			1:07.16	
25 Stanley, Matthew B	19	CAC-CT	1:07.16	
31.27			1:07.16	
26 Zhu, Aaron Y	16	SOLO-NE	1:07.27	
31.29			1:07.27	
27 Baytin, Daniel	13	XCEL-NJ	1:07.28	
31.10			1:07.28	
28 Spekis, Robert E	18	BVSC-AM	1:07.35	
31.84			1:07.35	



2019 Futures Championships (Geneva, Ohio) - 8/1/2019 to 8/4/2019

Results

Preliminaries ... (Event 8 Men 100 LC Meter Breaststroke)

Name	Age	Team	Prelim Time					
29 Cyr, Tindar M	19	PRIN-NJ	1:07.36	55	Smith, Ian M	17	USA-OH	1:08.75
31.72	1:07.36			32.76	1:08.75			
30 Sandner, Michael	18	DR-OH	1:07.39	56	Martin, Colin J	18	TCAT-LE	1:08.86
31.20	1:07.39			31.82	1:08.86			
31 Jin, Yubo	16	PHX-NE	1:07.45	57	Minassian, Nareg	15	CRIM-NE	1:08.88
31.02	1:07.45			32.21	1:08.88			
32 Smith, Oliver S	19	WEBS-NI	1:07.48	58	Muench, Cooper D	16	CGBD-VA	1:09.05
31.48	1:07.48			31.79	1:09.05			
33 Basista, Noah T	18	PS-LE	1:07.49	59	Holcroft, Ethan J	19	UDEL-MA	1:09.07
31.69	1:07.49			31.84	1:09.07			
34 Gooding, Grant D	14	UASC-OH	1:07.61	60	Hardart, Max	15	BAD-MR	1:09.12
31.53	1:07.61			32.98	1:09.12			
35 Gozdan, Michael G	16	JW-MA	1:07.63	61	Chapman, Thomas C	18	VICT-NI	1:09.22
31.86	1:07.63			33.26	1:09.22			
36 Bankowski, Adrian S	17	ABF-NE	1:07.65	62	Crimi, Patrick C	17	NYSA-MR	1:09.33
31.43	1:07.65			32.58	1:09.33			
37 Haddad, Sam T	16	PVAA-NE	1:07.68	63	Elsrod, William S	17	OSSC-OH	1:09.36
31.41	1:07.68			31.32	1:09.36			
38 Daccache, Anthony P	17	WRAT-CT	1:07.69	64	Murphey, Theodore R	17	PWRS-AM	1:09.39
32.19	1:07.69			32.38	1:09.39			
39 Metelmann, Tor P	16	CRA-NE	1:07.73	65	Nesbitt, Blake D	17	BLUE-MA	1:09.40
33.08	1:07.73			33.00	1:09.40			
40 House, Thomas J	15	DR-OH	1:07.75	66	Kim, Jeremy Y	17	SCAR-NJ	1:09.49
31.64	1:07.75			32.59	1:09.49			
41 Venit, John	21	PAC-PV	1:07.77	67	Wilmore, Aaron L	16	DST-MA	1:09.50
29.68	1:07.77			32.24	1:09.50			
42 Nolan, Richard G	18	WRAT-CT	1:07.97	68	Hotaling, Kaleb B	18	CPP-AD	1:09.59
31.58	1:07.97			31.84	1:09.59			
43 Tomasic, Zachary N	18	MOON-AM	1:08.18	69	Harding, Brian D	19	CPP-AD	1:09.62
31.09	1:08.18			31.73	1:09.62			
44 Meyer, Jacob C	17	UASC-OH	1:08.25	70	Butera, John L	14	BGSC-NE	1:09.97
30.63	1:08.25			32.98	1:09.97			
45 McCarran, Jacob R	16	ANSC-AM	1:08.26	71	Thomas, Williams E	17	RAD-MA	1:09.99
31.92	1:08.26			32.56	1:09.99			
46 Ryan, Spencer C	18	TIDE-VA	1:08.29	72	McCurdy, Alexander P	19	BGSC-NE	1:10.05
31.58	1:08.29			32.73	1:10.05			
47 Schultz, Nicholas J	17	UN-01-NI	1:08.34	73	Keane, Spencer I	18	OSSC-OH	1:10.23
30.89	1:08.34			32.64	1:10.23			
48 Vasconcellos, Ricardo J	18	MCSC-NJ	1:08.43	74	Pomroy, Mason P	17	PHX-NE	1:10.53
31.74	1:08.43			32.11	1:10.53			
49 Dressler, Michael D	18	MAC-MD	1:08.56	75	Grahor, Alexander J	17	ANSC-AM	1:10.89
31.69	1:08.56			33.08	1:10.89			
50 James, Reno M	17	DCST-OH	1:08.58	76	Gaver, Natanas T	16	GCST-OH	1:11.11
32.13	1:08.58			32.37	1:11.11			
51 Park, Tate J	16	PCAC-MA	1:08.67	77	Roberts, Zane C	16	ODAC-VA	1:11.51
31.62	1:08.67			32.68	1:11.51			
52 Lofstrom, Conner D	16	BGSC-NE	1:08.68	78	Tulenko, Ethan J	17	RXA-AM	1:11.83
32.73	1:08.68			33.17	1:11.83			
53 Zhang, Michael G	15	DRAG-PV	1:08.71	79	Brazer, Jack B	17	ESC-NE	1:12.72
31.99	1:08.71			33.01	1:12.72			
54 Bryant, William J	18	RAC-CT	1:08.74	80	Allen, Andrew G	19	ESC-NE	1:14.29
32.01	1:08.74			33.79	1:14.29			
				81	Ringquist, Jackson S	18	OAK-CT	1:16.16
				33.89	1:16.16			



2019 Futures Championships (Geneva, Ohio) - 8/1/2019 to 8/4/2019

Results

Preliminaries ... (Event 8 Men 100 LC Meter Breaststroke)

Name	AgeTeam	Prelim Time
--- Allen, Jason G	17 DR-OH	DFS
Declared false start		
--- Xu, Jiming W	16 MWYS-NE	DFS
Declared false start		
--- Kurlich, Richard A	19 FAST-LE	DFS
Declared false start		
--- Gong, Phillip J	18 NYSA-MR	DFS
Declared false start		

Event 9 Women 100 LC Meter Butterfly

Pool Record: 1:01.03 ! 8/2/2019 Jasmine I Hellmer
 1:00.69 OT Olympic Trials
 1:00.89 NAT 2019 National
 1:02.39 JR Junior National

Name	AgeTeam	Finals Time
A - Final		
1 Hellmer, Jasmine I	19 NCAP-PV	1:01.46 JR
28.69		1:01.46
2 Brust, Gabrielle L	17 PHST-OH	1:01.99 JR
29.01		1:01.99
3 Tankard, Kyleigh A	15 CGBD-VA	1:02.14 JR
29.07		1:02.14
4 Marando, Margaret M	17 USA-OH	1:02.25 JR
29.57		1:02.25
5 Ward, Trinity M	18 MLAC-AM	1:02.26 JR
28.74		1:02.26
6 Lopez-Ona, Gabriella A	17 PCAC-MA	1:02.59
29.11		1:02.59
7 Aurnou-Rhees, Jordan W	17 OSSC-OH	1:02.62
28.86		1:02.62
8 Colborn, Georgia A	13 DST-MA	1:03.35
29.51		1:03.35

B - Final

9 Seward, Hannah M	16 RAC-CT	1:02.80
29.07		1:02.80
10 Shao, Sophie W	14 KW-AM	1:02.93
29.17		1:02.93
11 Hart, Crile E	20 CSI-LE	1:02.97
29.45		1:02.97
12 Chidley, Nell D	18 CAC-CT	1:03.20
29.52		1:03.20
13 Buerger, Victoria H	17 ANSC-AM	1:03.66
30.14		1:03.66
14 Riley, Leah M	17 CGBD-VA	1:03.74
29.57		1:03.74
15 Cole, Meghan A	16 MAC-MD	1:03.81
29.62		1:03.81
16 Fenska, Allison P	16 JW-MA	1:03.92
29.57		1:03.92

C - Final

17 Harrison, Tristan T	16 CGBD-VA	1:02.71
29.37		1:02.71
18 Casolo, Samantha A	17 MAC-MD	1:02.95
30.10		1:02.95
19 Weaverling, Catherine A	16 DST-MA	1:03.61
29.95		1:03.61
20 Johnston, Sabrina K	15 BGNW-MR	1:03.70
29.78		1:03.70
21 Dewitt, Mackenzie D	16 HEAT-LE	1:03.78
29.43		1:03.78
22 Kelly, Kylie S	18 FAST-MD	1:04.21
29.88		1:04.21
23 White, Kathryn R	15 ABF-NE	1:04.24
30.73		1:04.24
24 Schulman, Emma K	17 ESC-NE	1:04.26
30.31		1:04.26

Event 9 Women 100 LC Meter Butterfly

Pool Record: 1:01.03 ! 8/2/2019 Jasmine I Hellmer
 1:00.69 OT Olympic Trials
 1:00.89 NAT 2019 National
 1:02.39 JR Junior National

Name	AgeTeam	Prelim Time
Preliminaries		
1 Hellmer, Jasmine I	19 NCAP-PV	1:01.03! qJR
28.47		1:01.03
2 Tankard, Kyleigh A	15 CGBD-VA	1:02.23 qJR
28.98		1:02.23
3 Ward, Trinity M	18 MLAC-AM	1:02.40 q
29.01		1:02.40
4 Lopez-Ona, Gabriella A	17 PCAC-MA	1:02.48 q
29.08		1:02.48
5 Brust, Gabrielle L	17 PHST-OH	1:02.73 q
28.97		1:02.73
6 Colborn, Georgia A	13 DST-MA	1:03.03 q
29.63		1:03.03
7 Marando, Margaret M	17 USA-OH	1:03.14 q
29.71		1:03.14
8 Aurnou-Rhees, Jordan W	17 OSSC-OH	1:03.17 q
29.78		1:03.17
9 Shao, Sophie W	14 KW-AM	1:03.21 q
29.30		1:03.21
10 Seward, Hannah M	16 RAC-CT	1:03.25 q
29.25		1:03.25
11 Chidley, Nell D	18 CAC-CT	1:03.27 q
29.89		1:03.27
12 Riley, Leah M	17 CGBD-VA	1:03.68 q
29.59		1:03.68
13 Hart, Crile E	20 CSI-LE	1:03.72 q
29.41		1:03.72
14 Cole, Meghan A	16 MAC-MD	1:03.84 q
29.64		1:03.84



2019 Futures Championships (Geneva, Ohio) - 8/1/2019 to 8/4/2019

Results

Preliminaries ... (Event 9 Women 100 LC Meter Butterfly)

Name	Age	Team	Prelim Time	
*15 Buerger, Victoria H	17	ANSC-AM	1:03.86	q
30.34			1:03.86	
*15 Fenska, Allison P	16	JW-MA	1:03.86	q
29.95			1:03.86	
17 Johnston, Sabrina K	15	BGNW-MR	1:03.96	q
29.81			1:03.96	
*18 Dewitt, Mackenzie D	16	HEAT-LE	1:04.05	q
29.89			1:04.05	
*18 Casolo, Samantha A	17	MAC-MD	1:04.05	q
29.76			1:04.05	
20 Harrison, Tristan T	16	CGBD-VA	1:04.06	q
29.80			1:04.06	
21 Schulman, Emma K	17	ESC-NE	1:04.19	q
29.79			1:04.19	
22 Kelly, Kylie S	18	FAST-MD	1:04.26	q
30.30			1:04.26	
23 White, Kathryn R	15	ABF-NE	1:04.30	q
30.00			1:04.30	
24 Weaverling, Catherine A	16	DST-MA	1:04.31	q
29.77			1:04.31	
25 Katayama, Klavdia M	17	FAST-OH	1:04.33	
30.16			1:04.33	
26 Huddleston, Riley B	15	UASC-OH	1:04.33	J
29.48			1:04.33	
27 Wisniewski, Emily	17	UN-07-MA	1:04.34	
30.57			1:04.34	
28 Amuan, Malia T	15	PHX-NE	1:04.42	
29.80			1:04.42	
29 Goldblatt, Allison J	20	NCAP-PV	1:04.45	
30.46			1:04.45	
*30 Porterfield, Caroline E	15	UASC-OH	1:04.46	
29.60			1:04.46	
*30 Lachey, Ava M	15	OSSC-OH	1:04.46	
29.31			1:04.46	
32 Stanford, Catherine M	16	LBA-MR	1:04.54	
30.11			1:04.54	
33 Macdonald, Jordan	16	SOCO-CT	1:04.56	
30.21			1:04.56	
34 Panitz, Josephine H	17	EAST-MR	1:04.59	
30.40			1:04.59	
35 Marks, Madeline S	19	UN-03-OH	1:04.66	
31.06			1:04.66	
36 Musbach, Lauren M	17	LESD-LE	1:04.76	
30.50			1:04.76	
37 Vargas, Mackenzie V	21	FAST-LE	1:04.77	
30.49			1:04.77	
38 McCoy, Rachel M	16	MAC-MD	1:04.84	
29.63			1:04.84	
39 Bitting, Kaitlyn B	16	LAC-MA	1:04.91	
30.52			1:04.91	

40 Korbly, Isabella A	16	PSC-NE	1:04.94	
29.55			1:04.94	
*41 Ringquist, Sophie G	13	OAK-CT	1:04.97	
30.90			1:04.97	
*41 Sullivan, Emily A	18	DR-OH	1:04.97	
29.98			1:04.97	
*41 Klein, Mikayla	17	EAST-MR	1:04.97	
30.23			1:04.97	
44 Mallett, Margaret L	15	LESD-LE	1:05.04	
30.53			1:05.04	
45 Zhang, Victoria	16	XCEL-NJ	1:05.10	
30.84			1:05.10	
46 Martin, Allison M	16	FISH-PV	1:05.19	
30.44			1:05.19	
47 Breiter, Carol-lena P	17	PHX-NE	1:05.29	
31.00			1:05.29	
48 Blom, Brooke S	16	UN-01-WV	1:05.36	
30.78			1:05.36	
49 Cappabianca, Giovanna S	18	HEAT-LE	1:05.37	
30.80			1:05.37	
50 Brown, Mia C	17	OSSC-OH	1:05.46	
30.34			1:05.46	
51 Gross, Ella M	16	CBST-MA	1:05.51	
29.70			1:05.51	
52 Phelps, Anna E	14	PWAC-MA	1:05.52	
30.30			1:05.52	
53 Epes, Ella M	15	757-VA	1:05.55	
30.39			1:05.55	
54 Manning, Eliza K	21	RICH-VA	1:05.57	
30.55			1:05.57	
55 Frick, Madeline E	17	CAC-MD	1:05.64	
30.47			1:05.64	
56 Leyden, Megan E	15	PHX-NE	1:05.67	
29.66			1:05.67	
57 Kopal, Alexandra K	16	TIDE-VA	1:05.78	
30.78			1:05.78	
58 Carmazzi, Brittney A	16	PRA-AM	1:05.82	
30.69			1:05.82	
59 Hagberg, Samantha M	17	OAK-CT	1:05.85	
31.03			1:05.85	
60 Skapoulas, Anna M	17	LRST-LE	1:06.04	
29.62			1:06.04	
61 Sanchez-Hegarty, Carlee S	18	CAT-NJ	1:06.11	
31.72			1:06.11	
62 El Ghissassi, Ritaj	14	VEST-NI	1:06.13	
31.13			1:06.13	
*63 Witkop, Kaitlin E	16	ESC-NE	1:06.14	
30.94			1:06.14	
*63 Griffin, Carly E	17	UN-08-MA	1:06.14	
31.09			1:06.14	
*65 Chokureva, Michaela I	14	PHX-NE	1:06.16	
30.10			1:06.16	
*65 Sun, Helen Y	17	BBA-LE	1:06.16	
30.36			1:06.16	



2019 Futures Championships (Geneva, Ohio) - 8/1/2019 to 8/4/2019

Results

Preliminaries ... (Event 9 Women 100 LC Meter Butterfly)

Name	Age	Team	Prelim Time				
67 Godfrey, Kierstin L	17	TIDE-VA	1:06.17	93	McKee, Marin C	14	TIDE-VA 1:07.46
30.16	1:06.17				31.35	1:07.46	
68 Garner, Hannah P	17	CGBD-VA	1:06.22	*94	Steckiel, Emma J	17	LAC-MA 1:07.54
31.16	1:06.22				31.29	1:07.54	
69 Lynch, Kathleen M	20	PEAQ-AM	1:06.24	*94	Panaroni, Emma L	16	SOCO-CT 1:07.54
30.37	1:06.24				31.40	1:07.54	
70 Yablonski, Ava E	15	MWYS-NE	1:06.40	96	Roesch, Raquelle S	17	BLUE-MA 1:07.71
30.93	1:06.40				31.52	1:07.71	
71 Wenger, Grace K	17	UVAC-NE	1:06.47	97	Donnelly, Megan H	18	IA-MR 1:07.72
31.04	1:06.47				31.15	1:07.72	
72 Matesa, Isabella A	17	RAYS-OH	1:06.60	98	Jones, Graeleigh E	16	PHX-NE 1:07.77
30.49	1:06.60				31.38	1:07.77	
73 Tighe, Olivia L	18	CMA-ME	1:06.62	99	Kadlecik, Grace K	16	ISWM-NI 1:07.86
30.97	1:06.62				30.54	1:07.86	
74 Pryne, Jessica L	17	UN-03-MR	1:06.65	100	Griffith, Abbie M	16	LESD-LE 1:07.91
31.32	1:06.65				31.92	1:07.91	
75 Voytek, Mara J	18	CSI-LE	1:06.66	101	Susec, Abigail D	16	RAYS-OH 1:07.95
31.39	1:06.66				31.16	1:07.95	
76 Gillan, Sierra P	15	NYSA-MR	1:06.73	102	Pisano, Olivia C	15	HEAT-LE 1:08.13
31.30	1:06.73				32.16	1:08.13	
77 Giordano, Ariana R	16	SCAR-NJ	1:06.78	103	Alexander, Sinceraty D	16	BGNW-MR 1:08.19
31.89	1:06.78				32.11	1:08.19	
78 Amar, Kate M	18	EAST-MR	1:06.79	104	Novak, Megan E	16	DELM-AD 1:08.26
31.18	1:06.79				31.68	1:08.26	
79 Karp, Sienna A	14	ASA-PV	1:07.00	105	Beatty, Abigail M	17	MOON-AM 1:08.33
30.95	1:07.00				30.83	1:08.33	
80 Borowski, Ava M	15	NYSA-MR	1:07.04	106	Figueroa, Marcella M	15	SCAR-NJ 1:08.72
30.66	1:07.04				31.56	1:08.72	
81 Vasquez, Emily	17	SCAR-NJ	1:07.05	*107	Brown, Keyla M	18	ASA-PV 1:08.73
30.92	1:07.05				31.55	1:08.73	
82 Knepper, Sophie N	16	TIDE-VA	1:07.07	*107	Chen, Isabella R	17	CAT-NJ 1:08.73
31.16	1:07.07				32.29	1:08.73	
83 Cudney, Jillian J	17	PATS-MR	1:07.09	109	Trettel, Bailly R	16	RXA-AM 1:08.76
30.87	1:07.09				31.72	1:08.76	
84 Cavalier, Caroline L	16	SOLO-NE	1:07.15	110	Snyder, Savannah M	17	LAC-MA 1:08.81
31.24	1:07.15				31.74	1:08.81	
85 Baker, Anna	17	RAYS-OH	1:07.21	111	Anchrum, Tiana A	16	RAYS-OH 1:08.96
31.00	1:07.21				31.07	1:08.96	
86 Elms, Gaige L	19	EAST-MR	1:07.23	112	Ross, Leia	18	KW-AM 1:09.13
30.82	1:07.23				31.45	1:09.13	
87 Wirtanen, Ava R	15	BGSC-NE	1:07.31	113	Hannan, Madeline A	18	HEAT-LE 1:09.29
31.03	1:07.31				31.27	1:09.29	
88 Walther, Pruitt	18	DR-OH	1:07.33	114	Fuller, Abigail B	15	ACAC-VA 1:09.55
31.23	1:07.33				31.77	1:09.55	
89 Maholic, Megan E	15	PWRS-AM	1:07.34	115	Rogers, Molly A	15	FAST-LE 1:09.80
30.60	1:07.34				32.13	1:09.80	
*90 Ritz, Erin	17	UN-04-NI	1:07.44	116	Striley, Paige V	15	RAYS-OH 1:10.01
31.72	1:07.44				32.47	1:10.01	
*90 Stewart, Olivia N	17	BGSC-NE	1:07.44	117	Patterson, Innocende R	16	MOON-AM 1:10.64
31.06	1:07.44				32.65	1:10.64	
*90 Moon, Zoe S	17	BAD-MR	1:07.44	118	Corby, Emma M	20	PACK-NI 1:10.71
31.37	1:07.44				32.68	1:10.71	
				119	Sands, Wynter C	17	SOLO-NE 1:11.13
					33.09	1:11.13	



2019 Futures Championships (Geneva, Ohio) - 8/1/2019 to 8/4/2019

Results

Preliminaries ... (Event 9 Women 100 LC Meter Butterfly)

Name	Age	Team	Prelim Time
120 Keaton, Lindsey N	17	OSSC-OH	1:11.67
			32.53 1:11.67
121 Kelly, Madison M	17	LSSC-LE	1:14.73
			31.94 1:14.73
--- Glosson, Grace M	17	RAYS-OH	DQ
			False start
			31.07 DQ
--- Geringer, Maya E	17	USA-OH	DFS
			Declared false start
--- Hayburn, Annie C	21	ASC-MD	NS

Event 10 Men 100 LC Meter Butterfly

Pool Record: 53.72 ! 3/22/2013 **Kyler Van Swol**
 54.19 OT Olympic Trials
 54.49 NAT 2019 National
 56.49 JR Junior National

Name	Age	Team	Finals Time
A - Final			
1 Saladin, Trayton R	21	CM-WV	54.17 OT
			25.53 54.17
2 Salig, Matthew C	27	MERC-MA	54.47 NAT
			25.90 54.47
3 O'Shea, Christopher M	20	CM-WV	55.43 JR
			26.25 55.43
4 Gustafson, Max J	20	SHSH-LE	55.63 JR
			26.00 55.63
5 Laporte, Leo F	20	SOCO-CT	55.96 JR
			25.98 55.96
6 Russo, Angelo J	20	CM-WV	56.04 JR
			25.72 56.04
7 Kosanovich, Branko A	17	ANSC-AM	56.05 JR
			25.88 56.05
8 Tack, Ethan M	19	NAVY-MD	56.39 JR
			26.59 56.39
B - Final			
9 Qiao, Horace	19	UN-01-NE	56.17 JR
			26.29 56.17
10 Armbruster, Andrew J	16	NPAC-MA	56.62
			26.11 56.62
11 Ma, Jonathan Y	18	EAST-MR	56.72
			26.41 56.72
12 Lamoureux, Gavin L	16	TIDE-VA	56.85
			26.65 56.85
13 Goldblatt, Leo W	17	NCAP-PV	57.33
			27.00 57.33
14 Kurlich, Richard A	19	FAST-LE	57.37
			26.42 57.37
15 McLaughlin, Owen W	17	SMAC-ME	57.56
			26.65 57.56
16 Labich, Noah J	17	ABF-NE	57.58
			26.86 57.58

C - Final

17 Galbraith, Jack A	19	UN-05-VA	57.08
			26.55 57.08
18 McGoey, Matthew R	21	BAC-MA	57.22
			27.09 57.22
19 Horstkamp-Vinekar, Ian T	17	ABF-NE	57.26
			26.60 57.26
20 Chimes, Eric C	18	CSI-LE	57.37
			26.99 57.37
21 Strawn, Brenek E	17	BLUE-MA	57.39
			26.69 57.39
22 Ludlow, Benjamin L	18	MERC-NI	57.73
			27.21 57.73
23 Krusinski, Jack W	19	CSI-LE	57.83
			26.88 57.83
24 Bennici, Matthew D	19	MAC-MD	57.84
			27.61 57.84

Event 10 Men 100 LC Meter Butterfly

Pool Record: 53.72 ! 3/22/2013 **Kyler Van Swol**
 54.19 OT Olympic Trials
 54.49 NAT 2019 National
 56.49 JR Junior National

Name	Age	Team	Prelim Time
Preliminaries			
1 Saladin, Trayton R	21	CM-WV	54.41 qNAT
			25.38 54.41
2 Salig, Matthew C	27	MERC-MA	54.54 qJR
			25.63 54.54
3 Russo, Angelo J	20	CM-WV	55.63 qJR
			25.89 55.63
4 Kosanovich, Branko A	17	ANSC-AM	56.15 qJR
			26.00 56.15
5 Gustafson, Max J	20	SHSH-LE	56.31 qJR
			26.60 56.31
6 Laporte, Leo F	20	SOCO-CT	56.50 q
			26.06 56.50
7 O'Shea, Christopher M	20	CM-WV	56.60 q
			26.39 56.60
8 Tack, Ethan M	19	NAVY-MD	56.68 q
			26.52 56.68
9 Armbruster, Andrew J	16	NPAC-MA	56.77 q
			26.61 56.77
10 Qiao, Horace	19	UN-01-NE	56.83 q
			26.97 56.83
11 Ma, Jonathan Y	18	EAST-MR	57.09 q
			26.39 57.09
12 McLaughlin, Owen W	17	SMAC-ME	57.12 q
			26.81 57.12
13 Labich, Noah J	17	ABF-NE	57.15 q
			26.26 57.15
14 Goldblatt, Leo W	17	NCAP-PV	57.27 q
			27.37 57.27



2019 Futures Championships (Geneva, Ohio) - 8/1/2019 to 8/4/2019

Results

Preliminaries ... (Event 10 Men 100 LC Meter Butterfly)

Name	Age	Team	Prelim Time	
15 Lamoureux, Gavin L	16	TIDE-VA	57.30	q
26.93	57.30			
16 Kurlich, Richard A	19	FAST-LE	57.37	q
26.83	57.37			
17 Chimes, Eric C	18	CSI-LE	57.38	q
26.61	57.38			
18 Galbraith, Jack A	19	UN-05-VA	57.39	q
27.13	57.39			
19 McGoey, Matthew R	21	BAC-MA	57.43	q
27.74	57.43			
20 Krusinski, Jack W	19	CSI-LE	57.55	q
27.01	57.55			
21 Ludlow, Benjamin L	18	MERC-NI	57.62	q
26.58	57.62			
22 Horstkamp-Vinekar, Ian T	17	ABF-NE	57.64	q
27.05	57.64			
*23 Bennici, Matthew D	19	MAC-MD	57.65	q
26.85	57.65			
*23 Strawn, Brenek E	17	BLUE-MA	57.65	q
26.95	57.65			
25 Jiang, Shepard	16	UN-01-NJ	57.70	
26.43	57.70			
26 Neaveill, Samuel N	21	CM-WV	57.72	
27.19	57.72			
27 Jalbert, Drew W	15	CAC-CT	57.75	
26.80	57.75			
28 Twiss, Austin R	18	WRAT-CT	57.84	
26.89	57.84			
29 Ream, Sean A	19	CCS-LE	57.91	
26.91	57.91			
30 Yu, Alan	17	DRAG-PV	57.93	
27.28	57.93			
31 Schauer, Wesley E	16	DR-OH	57.94	
26.98	57.94			
32 Krusinski, Mark D	21	CSI-LE	57.95	
27.06	57.95			
*33 Fenton, Andrew W	18	UN-05-NJ	57.97	
26.31	57.97			
*33 Badawy, Daniel	16	XCEL-NJ	57.97	
27.69	57.97			
35 Clark, Thomas W	20	USA-OH	58.01	
27.15	58.01			
36 Min, Tony J	17	PHX-NE	58.02	
26.93	58.02			
37 Staubi, Kyle A	18	NDAC-MR	58.03	
26.72	58.03			
*38 Osborn, Braden D	16	RAYS-OH	58.04	
26.23	58.04			
*38 Ritchie, Ellis M	18	EAST-MR	58.04	
26.70	58.04			

40 Madzy, Joshua D	19	CM-WV	58.07	
27.53	58.07			
*41 Clough, Andrew J	16	STAR-NI	58.10	
27.27	58.10			
*41 Scott, Maxwell P	19	USA-OH	58.10	
27.06	58.10			
*43 Clark, Austin B	17	CGBD-VA	58.11	
27.21	58.11			
*43 Lutter, Thomas W	18	LMOR-MA	58.11	
27.01	58.11			
45 Ewing, James T	14	FISH-PV	58.12	
27.46	58.12			
46 Katai, Pierce C	17	DR-OH	58.16	
27.59	58.16			
47 Matteson, Owen K	16	STAR-NI	58.21	
27.62	58.21			
48 Wahl, Zachary J	28	WEBS-NI	58.23	
27.36	58.23			
49 Deemer, Samuel K	16	LESD-LE	58.29	
27.30	58.29			
50 Roethke, Tyler S	17	WACK-NE	58.35	
27.34	58.35			
51 Brooks, Ben V	20	CM-WV	58.36	
27.14	58.36			
52 Voss, Avery G	16	UASC-OH	58.42	
26.84	58.42			
53 Cimera, Alexander J	15	HEAT-LE	58.43	
26.76	58.43			
54 Diges, Colton W	18	MOON-AM	58.44	
27.34	58.44			
55 Poletta, Dominic L	20	CCS-LE	58.48	
26.42	58.48			
56 Senior, Kymani E	20	EAST-MR	58.51	
25.43	58.51			
*57 Pierce, Adrien T	16	EAST-MR	58.56	
27.15	58.56			
*57 Spear, Scott A	16	SOLO-NE	58.56	
27.59	58.56			
59 Rine, Michael S	15	DR-OH	58.58	
27.78	58.58			
60 Tuckerman, Jacob S	19	HEAT-LE	58.60	
27.40	58.60			
61 Huang, Joshua	17	XCEL-NJ	58.69	
27.33	58.69			
62 Calder, Danny F	18	ASA-PV	58.71	
27.35	58.71			
63 Hart, Zeb E	19	CSI-LE	58.76	
27.00	58.76			
64 Tulenko, Ethan J	17	RXA-AM	58.82	
26.92	58.82			
65 Marquardt, Matthew D	21	XCEL-NJ	58.83	
26.96	58.83			
66 Musaku, Brandon	18	CRIM-NE	58.91	
27.50	58.91			



2019 Futures Championships (Geneva, Ohio) - 8/1/2019 to 8/4/2019

Results

Preliminaries ... (Event 10 Men 100 LC Meter Butterfly)

Name	Age	Team	Prelim Time
67 Laslo, Gabriel S	17	BLUE-MA	58.92
27.48	58.92		
68 Him, Landon J	15	ABF-NE	58.94
28.26	58.94		
69 Do, Aiken T	15	FISH-PV	58.99
27.16	58.99		
70 Morales, Evan M	15	UN-04-MR	59.04
27.46	59.04		
71 Riva, Jake T	17	NJB-NJ	59.08
26.72	59.08		
*72 Beebe, Grant B	16	WACK-NE	59.19
27.60	59.19		
*72 Ryan, Spencer C	18	TIDE-VA	59.19
27.75	59.19		
74 Henkel, Bryce R	16	UN-01-AD	59.22
27.35	59.22		
75 Germain, Eli J	16	CCSC-NE	59.23
27.38	59.23		
76 Poletto, John A	15	UN-10-MA	59.29
27.68	59.29		
77 West, Miles W	18	SRVA-VA	59.48
26.70	59.48		
78 Younger, Cole C	17	CGBD-VA	59.49
27.26	59.49		
79 Stoll, Eli C	15	GCST-OH	59.56
27.70	59.56		
80 Shriner, Matthew D	20	BGSC-NE	59.71
27.87	59.71		
81 Wahl, Alec J	20	WEBS-NI	59.73
27.83	59.73		
82 Rucci, Joseph R	18	GPAC-MA	59.74
27.83	59.74		
83 Clough, Michael J	19	STAR-NI	59.84
27.70	59.84		
84 Redmond, Lawrence S	19	NCAP-PV	59.87
27.32	59.87		
85 Indest, Logan J	20	BKYS-OH	59.92
28.67	59.92		
*86 Borisov, Anatole A	18	ANSC-AM	1:00.10
28.38	1:00.10		
*86 Kim, Geonwoo	15	XCEL-NJ	1:00.10
28.05	1:00.10		
88 Guilinger, John P	17	MLAC-AM	1:00.35
27.02	1:00.35		
89 Neff, Ethan L	17	PWRS-AM	1:00.39
27.52	1:00.39		
90 Rine, Joshua V	20	DR-OH	1:00.79
28.01	1:00.79		
91 Damelio, Michael F	16	WEBS-NI	1:00.91
27.56	1:00.91		
92 Bell, Brandon S	16	SEA-MA	1:01.04
27.91	1:01.04		

93 Muench, Cooper D	16	CGBD-VA	1:01.30
28.43	1:01.30		
94 Bennici, Charles R	17	MAC-MD	1:01.42
28.33	1:01.42		
95 Carlos, Nathaniel J	17	METS-NI	1:02.35
27.93	1:02.35		
96 Chen, Matthew	16	PTAC-NJ	1:02.91
28.45	1:02.91		
97 McBeth, Conner A	16	MOON-AM	1:03.19
28.54	1:03.19		
98 Marcolina, John W	18	CAC-CT	1:03.27
27.69	1:03.27		
99 Stanley, Matthew B	19	CAC-CT	1:03.97
29.62	1:03.97		
100 Schultz, Nicholas J	17	UN-01-NI	1:05.65
29.45	1:05.65		
101 Kinney, Ted J	18	UN-01-LE	1:06.62
29.39	1:06.62		
--- Mlodzienski, Nicholas J	18	RAD-MA	DFS
Declared false start			

Event 11 Women 400 LC Meter IM

Pool Record: 4:53.21 ! 4/1/2016 Olivia A Johnson

4:51.79 OT Olympic Trials

4:53.19 NAT 2019 National

4:57.29 JR Junior National

Name	Age	Team	Finals Time
A - Final			
1 Brinton, Emma E	20	DUQU-AM	4:55.23 JR
31.70	1:07.39	1:44.80	2:21.79
3:03.41	3:46.69	4:21.51	4:55.23
2 Paoletti, Isabella N	17	DST-MA	4:58.24
31.58	1:07.43	1:46.16	2:24.54
3:07.23	3:50.83	4:25.09	4:58.24
3 Bonezzi, Jessica A	21	FAST-LE	4:59.56
30.99	1:05.82	1:46.10	2:24.96
3:08.01	3:51.61	4:26.34	4:59.56
4 Travis, Brooke S	19	NCAP-PV	4:59.73
33.35	1:11.01	1:48.38	2:25.71
3:09.22	3:53.42	4:27.78	4:59.73
5 Pryne, Jessica L	17	UN-03-MR	5:03.98
31.74	1:07.28	1:45.12	2:22.55
3:06.84	3:52.15	4:28.22	5:03.98
6 Pash, Jaclyn D	21	FAST-LE	5:04.83
32.54	1:08.61	1:47.73	2:25.72
3:09.82	3:53.28	4:29.61	5:04.83
7 Rodriguez, Sydney M	15	SCAR-NJ	5:07.26
32.00	1:08.32	1:46.35	2:24.16
3:11.28	3:58.73	4:33.02	5:07.26
8 Clements, Emily E	17	PHX-NE	5:08.89
31.51	1:08.87	1:47.50	2:25.79
3:12.81	3:59.57	4:34.13	5:08.89



2019 Futures Championships (Geneva, Ohio) - 8/1/2019 to 8/4/2019

Results

B - Final ... (Event 11 Women 400 LC Meter IM)

Name	Age	Team	Finals Time	
B - Final				
9 Clark, Brooke-lynn F	15	CGBD-VA	5:02.30	
			31.39	1:07.10
			1:45.86	2:23.84
			3:08.19	3:53.29
			4:28.81	5:02.30
10 Waggoner, Madeline M	14	JW-MA	5:02.58	
			32.37	1:10.13
			1:48.44	2:26.13
			3:10.28	3:53.80
			4:28.95	5:02.58
11 Frick, Madeline E	17	CAC-MD	5:03.16	
			32.30	1:09.62
			1:47.86	2:25.32
			3:10.53	3:55.86
			4:30.06	5:03.16
12 Lee, Megan C	15	WEST-MR	5:04.43	
			32.46	1:09.43
			1:50.15	2:29.75
			3:13.17	3:56.98
			4:31.45	5:04.43
13 Vargas, Mackenzie V	21	FAST-LE	5:04.51	
			31.00	1:06.10
			1:46.16	2:25.04
			3:10.24	3:56.06
			4:31.05	5:04.51
14 Sullivan, Abigail D	17	SOLO-NE	5:04.61	
			31.57	1:06.69
			1:45.70	2:23.84
			3:10.73	3:57.97
			4:32.23	5:04.61
15 Intihar, Elizabeth D	18	BKYS-OH	5:04.82	
			32.23	1:08.39
			1:48.04	2:27.19
			3:13.21	3:59.37
			4:32.59	5:04.82
16 Kahn, Shelby C	16	UN-02-MA	5:05.30	
			31.59	1:07.84
			1:48.86	2:29.47
			3:13.03	3:56.58
			4:31.91	5:05.30
C - Final				
17 Erwin, Catherine E	20	UDEL-MA	5:05.85	
			32.01	1:07.63
			1:47.01	2:25.36
			3:11.78	3:57.08
			4:31.92	5:05.85
18 Sargent, Savannah R	18	IA-MR	5:06.34	
			32.33	1:09.22
			1:49.13	2:29.06
			3:12.73	3:56.63
			4:32.14	5:06.34
19 Phelps, Anna E	14	PWAC-MA	5:07.02	
			30.36	1:06.35
			1:45.68	2:24.39
			3:10.84	3:57.50
			4:32.66	5:07.02
20 Musbach, Lauren M	17	LESD-LE	5:08.15	
			31.27	1:06.11
			1:46.79	2:25.67
			3:11.22	3:57.66
			4:33.41	5:08.15
21 Gaguzis, Peri S	14	KW-AM	5:08.23	
			33.21	1:12.73
			1:51.45	2:30.59
			3:14.75	3:59.35
			4:33.90	5:08.23
22 Insana, Anna P	16	SCAR-NJ	5:08.83	
			32.89	1:10.21
			1:51.03	2:32.95
			3:16.50	4:00.17
			4:35.12	5:08.83
23 Reilly, Alyssa C	16	CGBD-VA	5:10.31	
			32.34	1:08.73
			1:48.76	2:26.51
			3:13.28	3:59.80
			4:35.66	5:10.31
24 Craig, Catherine K	18	KRKN-NI	5:11.40	
			33.06	1:11.97
			1:52.78	2:33.73
			3:15.58	3:59.24
			4:35.61	5:11.40

Event 11 Women 400 LC Meter IM

Pool Record: 4:53.21 ! 4/1/2016 Olivia A Johnson

4:51.79 OT Olympic Trials

4:53.19 NAT 2019 National

4:57.29 JR Junior National

Name	Age	Team	Prelim Time	
Preliminaries				
1 Brinton, Emma E	20	DUQU-AM	4:59.58 q	
			31.72	1:07.75
			1:45.49	2:23.01
			3:05.02	3:48.68
			4:24.54	4:59.58
2 Paoletti, Isabella N	17	DST-MA	5:02.60 q	
			31.77	1:07.83
			1:46.88	2:26.19
			3:09.23	3:54.11
			4:29.33	5:02.60
3 Bonezzi, Jessica A	21	FAST-LE	5:03.33 q	
			31.02	1:05.92
			1:46.14	2:25.60
			3:09.81	3:53.44
			4:29.06	5:03.33
4 Pryne, Jessica L	17	UN-03-MR	5:03.41 q	
			32.47	1:08.90
			1:46.71	2:25.12
			3:09.28	3:53.66
			4:28.63	5:03.41
5 Travis, Brooke S	19	NCAP-PV	5:03.92 q	
			34.07	1:11.90
			1:49.60	2:27.83
			3:11.56	3:57.15
			4:31.52	5:03.92
6 Rodriguez, Sydney M	15	SCAR-NJ	5:04.21 q	
			31.81	1:08.25
			1:47.01	2:25.21
			3:10.79	3:56.67
			4:30.64	5:04.21
7 Pash, Jaclyn D	21	FAST-LE	5:05.66 q	
			32.22	1:08.64
			1:48.37	2:26.92
			3:11.45	3:55.66
			4:31.47	5:05.66
8 Clements, Emily E	17	PHX-NE	5:05.92 q	
			31.57	1:08.22
			1:46.68	2:24.54
			3:10.63	3:56.57
			4:31.68	5:05.92
9 Vargas, Mackenzie V	21	FAST-LE	5:06.31 q	
			31.09	1:06.14
			1:46.57	2:25.26
			3:10.46	3:56.20
			4:32.29	5:06.31
10 Kahn, Shelby C	16	UN-02-MA	5:06.42 q	
			31.57	1:08.36
			1:49.27	2:29.84
			3:13.11	3:57.47
			4:32.60	5:06.42
11 Sullivan, Abigail D	17	SOLO-NE	5:06.43 q	
			31.64	1:07.30
			1:45.96	2:24.50
			3:10.96	3:58.52
			4:32.91	5:06.43
12 Waggoner, Madeline M	14	JW-MA	5:06.72 q	
			32.67	1:11.06
			1:49.78	2:27.68
			3:11.77	3:57.12
			4:32.78	5:06.72
13 Frick, Madeline E	17	CAC-MD	5:06.74 q	
			32.75	1:09.92
			1:49.12	2:27.19
			3:12.34	3:57.91
			4:32.98	5:06.74
14 Clark, Brooke-lynn F	15	CGBD-VA	5:07.38 q	
			31.95	1:08.57
			1:47.96	2:27.75
			3:11.86	3:57.21
			4:32.18	5:07.38
15 Lee, Megan C	15	WEST-MR	5:07.40 q	
			32.66	1:10.23
			1:50.77	2:31.85
			3:13.98	3:58.49
			4:33.80	5:07.40



2019 Futures Championships (Geneva, Ohio) - 8/1/2019 to 8/4/2019

Results

Preliminaries ... (Event 11 Women 400 LC Meter IM)									
Name	Age	Team	Prelim Time						
16 Intihar, Elizabeth D	18	BKYS-OH	5:07.62	q	32 Reber, Lucy P	15	HEAT-LE	5:14.51	
32.70	1:08.77	1:48.65	2:27.18				21.84	32.54	1:10.25
3:14.50	4:00.88	4:34.76	5:07.62		1:49.79	4:01.42	4:38.60	5:14.51	
17 Sargent, Savannah R	18	IA-MR	5:08.35	q	33 Sokolowski, Suzanne N	15	WEBS-NI	5:14.82	
32.69	1:10.58	1:49.75	2:29.50		32.73	1:10.52	1:50.67	2:30.30	
3:13.63	3:57.70	4:33.60	5:08.35		3:17.16	4:05.17	4:41.85	5:14.82	
18 Musbach, Lauren M	17	LES-D-LE	5:09.20	q	34 Aylmer, Lauren	17	NYSA-MR	5:14.84	
32.12	1:08.16	1:48.21	2:27.11		33.29	1:11.70	1:52.19	2:30.70	
3:11.97	3:58.89	4:34.19	5:09.20		3:15.52	4:01.04	4:38.51	5:14.84	
19 Phelps, Anna E	14	PWAC-MA	5:09.80	q	35 Bitting, Kaitlyn B	16	LAC-MA	5:14.85	
30.79	1:06.42	1:46.18	2:26.08		32.08	1:09.35	1:53.73	2:35.13	
3:11.82	3:59.22	4:34.72	5:09.80		3:20.09	4:04.74	4:40.95	5:14.85	
20 Erwin, Catherine E	20	UDEL-MA	5:10.10	q	36 Waggoner, Alexandra M	16	JW-MA	5:15.13	
32.06	1:08.49	1:47.62	2:26.75		32.20	1:11.21	1:52.29	2:33.20	
3:13.09	3:59.89	4:35.00	5:10.10		3:17.06	4:04.72	4:39.92	5:15.13	
21 Gaguzis, Peri S	14	KW-AM	5:11.02	q	37 Ellington, Ann C	15	CGBD-VA	5:15.38	
33.04	1:11.65	1:51.22	2:31.42		32.25	1:09.59	1:50.59	2:31.93	
3:15.72	4:00.26	4:35.84	5:11.02		3:17.04	4:03.72	4:39.90	5:15.38	
22 Craig, Catherine K	18	KRKN-NI	5:11.12	q	38 Berlin, Lindsay P	17	LES-D-LE	5:15.50	
32.11	1:10.16	1:51.02	2:31.28		32.83	1:10.91	1:51.65	2:33.90	
3:14.17	3:58.21	4:34.76	5:11.12		3:17.29	4:03.53	4:39.05	5:15.50	
23 Reilly, Alyssa C	16	CGBD-VA	5:11.13	q	39 Sunderhauf, Skylar L	16	FISH-PV	5:16.62	
31.69	1:07.38	1:46.52	2:25.69		32.13	1:10.50	1:51.75	2:33.16	
3:11.83	3:59.96	4:35.45	5:11.13		3:17.03	4:03.38	4:39.89	5:16.62	
24 Insana, Anna P	16	SCAR-NJ	5:11.58	q	40 Hagberg, Madison E	15	OAK-CT	5:17.91	
33.03	1:10.96	1:52.54	2:33.25		33.30	1:10.95	1:49.24	2:26.04	
3:17.40	4:02.01	4:37.46	5:11.58		3:15.26	4:04.21	4:41.74	5:17.91	
25 Gaffney, Laura M	16	CGBD-VA	5:12.05		41 Rome, Norah K	15	SOCO-CT	5:18.72	
31.26	1:06.87	1:45.92	2:24.61		32.61	1:10.52	1:50.37	2:29.83	
3:11.74	4:00.00	5:12.05		3:17.92	4:07.94	4:43.67	5:18.72		
26 Weaverling, Catherine A	16	DST-MA	5:12.27		42 Wetzel, Lauren E	16	MAC-MD	5:18.79	
32.12	1:09.61	1:50.30	2:29.73		32.79	1:10.61	1:49.24	2:28.35	
3:17.20	4:03.93	4:38.11	5:12.27		3:16.32	4:06.23	4:43.95	5:18.79	
27 Karp, Sienna A	14	ASA-PV	5:12.70		43 Earley, Cristin M	16	HMST-CT	5:18.84	
32.49	1:10.26	1:50.81	2:29.57		34.07	1:11.25	1:51.59	2:31.13	
3:15.46	4:00.54	4:37.48	5:12.70		3:18.31	4:05.33	4:42.68	5:18.84	
28 Novinskiy, Victoria S	15	ESC-NE	5:13.28		44 Kelly, Kylie S	18	FAST-MD	5:19.12	
33.62	1:12.34	1:51.65	2:29.71		31.45	1:07.03	1:47.95	2:28.29	
3:15.91	4:02.74	4:38.27	5:13.28		3:16.54	4:05.10	4:42.33	5:19.12	
29 Lee, Susie	13	SCAR-NJ	5:13.62		45 Jones, Graeleigh E	16	PHX-NE	5:24.67	
32.22	1:09.66	1:49.12	2:28.84		33.09	1:11.57	1:54.04	2:37.25	
3:15.40	4:03.13	4:38.19	5:13.62		3:23.24	4:11.79	4:48.26	5:24.67	
30 Hargraves, Hannah R	17	MAC-MD	5:13.89		46 Brown, Hailey-autumn G	13	FISH-PV	5:24.73	
32.84	1:09.74	1:50.08	2:31.18		33.85	1:13.96	1:54.10	2:34.78	
3:14.25	3:59.69	4:36.58	5:13.89			4:15.35	4:50.61	5:24.73	
31 Miller, Grace E	17	MCSC-NJ	5:14.14		47 Walther, Pruitt	18	DR-OH	5:24.76	
33.08	1:10.21	1:50.76	2:29.24		33.77	1:12.80	1:56.35	2:37.80	
3:16.78	4:04.33	4:40.33	5:14.14		3:22.91	4:07.51	4:47.98	5:24.76	
					48 El Ghissassi, Ritaj	14	VEST-NI	5:29.26	
					32.96	1:11.32	1:54.90	2:37.22	
					3:28.10	4:16.90	4:53.82	5:29.26	
					49 Quel, Yana E	17	PHX-NE	5:31.71	
					34.94	1:15.61	1:58.19	2:40.14	
					3:28.14	4:16.17	4:54.48	5:31.71	



2019 Futures Championships (Geneva, Ohio) - 8/1/2019 to 8/4/2019

Results

Preliminaries ... (Event 11 Women 400 LC Meter IM)

Name	AgeTeam	Prelim Time
50 McCarty, Sophia R	16 DR-OH	5:32.89
33.44	1:13.40	1:58.98
2:43.81	3:29.07	4:16.83
4:55.60	5:32.89	
51 Salmon, Jessica M	18 CPP-AD	5:38.72
33.72	1:12.67	1:58.36
2:44.00	3:30.33	4:17.91
4:58.61	5:38.72	

Event 12 Men 400 LC Meter IM

Pool Record: 4:27.95 ! 8/2/2019 Nathan A Holty

4:25.99 OT Olympic Trials

4:26.89 NAT 2019 National

4:33.09 JR Junior National

Name	AgeTeam	Finals Time
A - Final		
1 Holty, Nathan A	17 DR-OH	4:27.95! JR
28.24	1:00.57	1:36.60
2:11.92	2:47.99	3:57.21
4:27.95		
2 Bogart, Liam P	19 EAST-MR	4:30.38 JR
28.95	1:02.63	1:38.32
2:12.63	2:51.29	4:00.77
4:30.38		
3 Harlan, Josh W	19 CM-WV	4:32.87 JR
30.00	1:03.35	1:38.02
2:12.18	2:50.70	4:01.75
4:32.87		
4 Fishman, Judd R	20 PEAQ-AM	4:34.61
28.80	1:02.11	1:36.87
2:11.23	2:50.46	4:03.14
4:34.61		
5 Aurnou-Rhees, Spencer R	15 OSSC-OH	4:36.00
28.81	1:02.79	1:38.03
2:13.64	2:52.56	4:05.04
4:36.00		
6 Sita, John R	19 UN-01-PV	4:36.44
29.94	1:06.40	1:42.56
2:17.98	2:56.05	4:06.78
4:36.44		
7 Van Gorp, Ian T	17 RAYS-OH	4:40.15
28.66	1:01.68	1:38.07
2:14.06	2:54.53	4:08.69
4:40.15		
--- House, Thomas J	15 DR-OH	DQ
False start - Misc		
28.74	1:01.95	1:36.81
2:11.06	2:49.80	4:01.81
DQ		

B - Final

9 Etter, Jackson L	22 NLAC-MA	4:33.45
28.72	1:02.24	1:38.95
2:14.04	2:51.54	4:02.51
4:33.45		
10 Shaw, Ethan R	17 DCST-OH	4:34.97
27.31	59.60	1:36.21
2:10.87	2:52.19	4:05.14
4:34.97		
11 Nolan, Richard G	18 WRAT-CT	4:35.03
27.63	1:00.92	1:37.50
2:14.09	2:51.77	4:03.76
4:35.03		
12 Laidlaw, John F	17 BGNW-MR	4:35.09
29.16	1:01.87	1:36.68
2:10.89	2:53.07	4:05.87
4:35.09		

13 Allen, Jason G	17 DR-OH	4:35.45
29.24	1:02.55	1:38.38
2:13.34	2:53.22	4:05.20
4:35.45		
14 Ewing, James T	14 FISH-PV	4:36.90
27.92	59.89	1:33.87
2:07.93	2:51.47	4:06.74
4:36.90		
15 Chimes, Eric C	18 CSI-LE	4:41.37
29.15	1:02.48	1:39.86
2:16.43	2:57.45	4:10.55
4:41.37		
16 McEachern, John B	17 CRIM-NE	4:43.46
28.94	1:04.70	1:42.08
2:18.46	2:59.12	4:12.22
4:43.46		

C - Final

17 Januario, Jack F	16 ESC-NE	4:34.43
29.61	1:02.80	1:37.41
2:11.50	2:50.79	4:04.71
4:34.43		
18 Sandner, Michael	18 DR-OH	4:36.64
28.18	1:00.33	1:37.77
2:14.04	2:53.32	4:04.86
4:36.64		
19 Simmons, Shayne K	17 RAC-CT	4:39.92
28.51	1:01.80	1:39.43
2:16.73	2:54.90	4:07.13
4:39.92		
20 Whetstone, Clayton C	15 CGBD-VA	4:40.44
29.00	1:03.10	1:38.27
2:13.74	2:55.26	4:09.34
4:40.44		
21 Ward, Zachary L	16 BKYS-OH	4:40.92
29.06	1:01.28	1:37.57
2:13.92	2:56.23	4:10.60
4:40.92		
22 Flint, Patrick J	18 CAT-NJ	4:41.18
29.21	1:02.51	1:38.45
2:14.33	2:56.11	4:10.37
4:41.18		
23 Crane, Kevin J	17 EAST-MR	4:41.40
29.20	1:04.25	1:40.32
2:16.49	2:56.94	4:10.31
4:41.40		
24 Young, Jake E	17 RAYS-OH	4:43.84
30.06	1:03.31	1:40.10
2:15.57	2:58.24	4:12.74
4:43.84		

Event 12 Men 400 LC Meter IM

Pool Record: 4:27.95 ! 8/2/2019 Nathan A Holty

4:25.99 OT Olympic Trials

4:26.89 NAT 2019 National

4:33.09 JR Junior National

Name	AgeTeam	Prelim Time
Preliminaries		
1 Holty, Nathan A	17 DR-OH	4:28.29 qJR
27.97	58.99	1:34.45
2:09.36	2:45.56	3:56.20
4:28.29		
2 Bogart, Liam P	19 EAST-MR	4:31.46 qJR
29.08	1:02.50	1:37.73
2:12.14	2:50.67	4:01.04
4:31.46		
3 Van Gorp, Ian T	17 RAYS-OH	4:33.28 q
28.16	1:00.12	1:36.14
2:11.19	2:50.15	4:02.87
4:33.28		



2019 Futures Championships (Geneva, Ohio) - 8/1/2019 to 8/4/2019

Results

Preliminaries ... (Event 12 Men 400 LC Meter IM)										
Name	Age	Team	Prelim Time							
4 House, Thomas J	15	DR-OH	4:34.26		q	21 Ward, Zachary L	16	BKYS-OH	4:41.79	q
28.67	1:01.63	1:36.29	2:10.72			29.35	1:02.07	1:38.21	2:13.50	
2:50.15	3:29.87	4:02.66	4:34.26			2:56.98	3:39.03	4:11.70	4:41.79	
5 Harlan, Josh W	19	CM-WV	4:34.58		q	22 Whetstine, Clayton C	15	CGBD-VA	4:41.81	q
29.28	1:02.46	1:37.12	2:11.25			29.05	1:04.06	1:39.00	2:14.42	
2:49.44	3:28.83	4:02.62	4:34.58			2:55.10	3:37.54	4:09.72	4:41.81	
6 Sita, John R	19	UN-01-PV	4:35.66		q	23 Young, Jake E	17	RAYS-OH	4:41.87	q
29.68	1:05.21	1:40.70	2:15.78			29.14	1:03.39	1:39.35	2:15.41	
2:53.67	3:33.56	4:05.28	4:35.66			2:57.30	3:38.96	4:10.81	4:41.87	
7 Aurnou-Rhees, Spencer R	15	OSSC-OH	4:35.87		q	24 Crane, Kevin J	17	EAST-MR	4:42.11	q
28.91	1:02.55	1:38.41	2:14.38			29.34	1:03.84	1:39.76	2:16.12	
2:53.12	3:33.87	4:05.34	4:35.87			2:55.66	3:37.81	4:10.75	4:42.11	
8 Fishman, Judd R	20	PEAQ-AM	4:36.10		q	25 Yburan, Jaeden-hans M	15	CAT-NJ	4:42.69	
28.62	1:02.49	1:37.57	2:12.44			29.33	1:01.59	1:36.58	2:12.00	
2:51.20	3:31.47	4:03.99	4:36.10			2:53.33	3:35.79	4:09.12	4:42.69	
9 Allen, Jason G	17	DR-OH	4:36.53		q	26 Venci, Charles P	17	SOLO-NE	4:43.05	
28.97	1:02.24	1:37.86	2:12.76			30.49	1:05.31	1:40.84	2:16.63	
2:52.27	3:32.90	4:05.05	4:36.53			2:55.95	3:36.28	4:09.72	4:43.05	
10 Nolan, Richard G	18	WRAT-CT	4:37.48		q	27 Poplawski, Richard	13	SCAR-NJ	4:43.13	
27.91	1:00.90	1:37.74	2:13.56			29.16	1:02.70	1:39.35	2:13.67	
2:52.36	3:31.97	4:05.37	4:37.48			2:54.63	3:35.92	4:09.44	4:43.13	
11 Laidlaw, John F	17	BGNW-MR	4:37.76		q	28 Wilson, Aidan T	18	EAST-MR	4:43.16	
28.71	1:01.99	1:37.03	2:11.36			30.14	1:03.80	1:41.60	2:18.88	
2:52.77	3:36.99	4:07.24	4:37.76			2:59.71	3:40.69	4:12.98	4:43.16	
12 McEachern, John B	17	CRIM-NE	4:37.95		q	29 Barrows, Nicholas W	16	CGBD-VA	4:43.40	
28.87	1:04.97	1:40.47	2:15.64			30.00	1:03.45	1:40.23	2:16.68	
2:54.17	3:34.30	4:06.37	4:37.95			2:57.08	3:39.00	4:12.07	4:43.40	
13 Shaw, Ethan R	17	DCST-OH	4:38.34		q	30 Dubey, Mitchell C	15	ABF-NE	4:43.51	
27.87	1:00.73	1:37.28	2:13.35			29.83	1:03.51	1:38.46	2:13.58	
2:53.98	3:35.65	4:08.22	4:38.34			2:55.18	3:37.79	4:10.90	4:43.51	
14 Chimes, Eric C	18	CSI-LE	4:38.82		q	31 Hillery, Ryan P	16	TIDE-VA	4:43.72	
29.20	1:02.20	1:39.01	2:14.78			28.62	1:01.86	1:39.14	2:16.16	
2:54.39	3:35.82	4:07.58	4:38.82			2:57.36	3:40.11	4:12.12	4:43.72	
15 Ewing, James T	14	FISH-PV	4:39.07		q	32 James, Reno M	17	DCST-OH	4:44.16	
28.41	1:01.52	1:36.23	2:11.23			28.37	1:01.52	1:39.16	2:16.91	
2:53.53	3:37.08	4:08.69	4:39.07			2:57.39	3:38.79	4:12.05	4:44.16	
16 Etter, Jackson L	22	NLAC-MA	4:39.22		q	33 Chapman, Thomas C	18	VICT-NI	4:44.28	
29.03	1:02.19	1:38.81	2:14.85			29.28	1:04.71	1:40.61	2:18.13	
2:53.01	3:33.08	4:06.67	4:39.22			2:57.44	3:37.73	4:11.38	4:44.28	
17 Sandner, Michael	18	DR-OH	4:39.49		q	34 Murphy, Brayden	17	VICT-NI	4:44.34	
27.86	1:00.56	1:37.18	2:14.42			29.52	1:03.86	1:39.67	2:15.78	
2:53.61	3:33.46	4:07.06	4:39.49			2:58.04	3:40.71	4:12.79	4:44.34	
18 Januario, Jack F	16	ESC-NE	4:39.66		q	*35 Merrill, Colin F	19	BEAR-CT	4:44.65	
29.50	1:03.27	1:38.17	2:13.97			29.14	1:03.08	1:38.36	2:14.48	
2:53.61	3:35.41	4:08.69	4:39.66			2:55.60	3:37.48	4:11.77	4:44.65	
19 Simmons, Shayne K	17	RAC-CT	4:40.81		q	*35 Lovejoy, Samuel M	18	SOCO-CT	4:44.65	
28.53	1:01.49	1:40.10	2:17.55			29.20	1:04.04	1:41.69	2:19.24	
2:55.75	3:34.52	4:07.80	4:40.81			2:59.69	3:40.26	4:12.55	4:44.65	
20 Flint, Patrick J	18	CAT-NJ	4:41.16		q	37 Hardart, Max	15	BAD-MR	4:44.82	
29.02	1:02.44	1:38.56	2:13.55			29.99	1:04.49	1:42.36	2:21.10	
2:54.97	3:36.56	4:09.12	4:41.16			2:59.46	3:39.58	4:12.77	4:44.82	



2019 Futures Championships (Geneva, Ohio) - 8/1/2019 to 8/4/2019

Results

Preliminaries ... (Event 12 Men 400 LC Meter IM)

Name	Age	Team	Prelim Time
38 Labich, Noah J	17	ABF-NE	4:44.84
29.74	1:04.15	1:41.49	2:17.15
2:58.30	3:40.80	4:13.59	4:44.84
39 Miagkov, Ignat A	18	FISH-PV	4:45.01
29.06	1:02.40	1:38.95	2:15.47
2:55.67	3:35.93	4:11.02	4:45.01
40 Zhu, Aaron Y	16	SOLO-NE	4:45.25
29.46	1:04.72	1:40.84	2:18.05
2:57.05	3:38.27	4:11.94	4:45.25
41 Deppen, Jack C	16	NPAC-MA	4:45.33
28.32	1:01.99	1:37.93	2:13.57
2:55.75	3:39.83	4:12.38	4:45.33
42 Diangelo, Nicholas A	17	RAYS-OH	4:45.92
28.42	1:01.84	1:39.43	2:15.86
2:54.74	3:35.88	4:12.08	4:45.92
*43 Taylor, Andrew C	17	SJAC-MA	4:46.46
29.41	1:03.30	1:41.01	2:17.62
2:59.26	3:42.61	4:15.45	4:46.46
*43 Edge, James D	15	DR-OH	4:46.46
29.12	1:03.64	1:41.72	2:19.31
3:00.49	3:42.50	4:16.50	4:46.46
45 Pomroy, Mason P	17	PHX-NE	4:46.75
30.79	1:05.31	1:42.02	2:18.04
2:58.56	3:40.69	4:14.36	4:46.75
*46 Johnson, Blake C	16	ODAC-VA	4:47.68
29.54	1:03.10	1:41.30	2:20.01
3:01.37	3:44.12	4:16.45	4:47.68
*46 Daccache, Anthony P	17	WRAT-CT	4:47.68
30.41	1:05.70	1:45.60	2:24.50
3:03.94	3:44.12	4:16.64	4:47.68
48 Feng, Ethan Y	16	UN-03-NJ	4:48.09
29.23	1:02.44	1:39.39	2:15.91
2:57.20	3:38.60	4:14.02	4:48.09
49 Degodny, Eric H	17	NPAC-MA	4:48.48
28.84	1:02.94	1:40.77	2:17.96
2:58.73	3:41.22	4:15.03	4:48.48
50 Stump, Zachary M	15	DCST-OH	4:48.58
29.39	1:04.46	1:41.19	2:17.60
2:59.87	3:43.57	4:16.65	4:48.58
51 Liang-Gilman, Edwin L	17	XCEL-NJ	4:48.64
30.14	1:04.81	1:41.35	2:16.93
2:59.10	3:41.34	4:16.10	4:48.64
52 Wilmore, Aaron L	16	DST-MA	4:49.11
1:03.78	1:40.93	2:18.56	
2:59.05	3:40.63	4:15.00	4:49.11
53 Gray, Matthew J	16	RAD-MA	4:49.60
30.02	1:05.92	1:43.31	2:20.63
3:01.08	3:42.59	4:16.63	4:49.60
54 Austin, Oliver E	17	GMA-NE	4:50.15
29.56	1:03.65	1:41.97	2:19.62
2:59.63	3:40.78	4:15.87	4:50.15

55 Brown, Connor B	16	CSI-LE	4:50.25
28.80	1:02.47	1:39.80	2:17.12
2:58.02	3:40.64	4:15.71	4:50.25
56 Coleman, Nathan J	15	ABF-NE	4:50.63
29.72	1:04.29	1:41.24	2:15.96
2:58.73	3:42.13	4:16.59	4:50.63
57 Riedel, Alexander R	17	MAC-MD	4:52.09
28.63	1:02.53	1:37.76	2:13.07
2:58.73	3:45.57	4:19.79	4:52.09
58 Ludlow, Benjamin L	18	MERC-NI	4:52.17
28.79	1:03.41	1:39.49	2:15.94
2:59.27	3:43.42	4:17.55	4:52.17
59 Indest, Logan J	20	BKYS-OH	4:53.01
30.79	1:05.72	1:45.04	2:23.74
3:04.92	3:45.75	4:19.54	4:53.01
60 Eastham, Eric M	17	PVAA-NE	4:53.04
30.09	1:03.32	1:40.43	2:16.91
3:02.09	3:48.15	4:20.81	4:53.04
61 Maldari, Caleb D	14	BGSC-NE	4:53.12
29.36	1:04.00	1:41.20	2:18.18
3:01.90	3:46.33	4:19.93	4:53.12
62 Dinunzio, Robert L	14	TIDE-VA	4:53.35
29.34	1:03.55	1:40.90	2:17.88
3:01.74	3:46.90	4:20.43	4:53.35
--- Wisner, Kai S	20	VICT-NI	DQ
Shoulders past vertical toward breast - back			
29.36	1:04.25	1:39.55	2:14.89
2:56.08	3:39.62	4:11.58	DQ
--- Rucci, David J	18	GPAC-MA	DFS
Declared false start - Misc			

Event 13 Women 400 LC Meter Freestyle Relay

Pool Record: 3:54.23 ! 8/2/2019 Phoenix Swimming

M Chokureva, A Martino, M Amuan, M Reich

3:52.69 NAT 2019 National

3:56.49 JR Junior National

Team	Relay	Finals Time
1 PHX-NE	A	3:54.23! JR
1) Chokureva, Michaela I 14	2) Martino, Alexis G 15	
3) Amuan, Malia T 15	4) Reich, Megan A 15	
27.44	57.62	1:25.38 1:56.38
2:25.01	2:55.87	3:24.06 3:54.23
2 CGBD-VA	A	3:56.12 JR
1) Harrison, Tristan T 16	2) Tankard, Kyleigh A 15	
3) Garner, Hannah P 17	4) Riley, Leah M 17	
28.52	58.58	1:26.86 1:58.13
2:26.86	2:57.37	3:25.32 3:56.12
3 RAYS-OH	A	3:56.43 JR
1) Anchrum, Tiana A 16	2) Li, Jessey Y 15	
3) Grau, Mckenzie N 17	4) Matesa, Isabella A 17	
28.60	1:00.39	1:28.01 1:58.76
	2:57.76	3:25.84 3:56.43

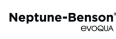


2019 Futures Championships (Geneva, Ohio) - 8/1/2019 to 8/4/2019

Results

(Event 13 Women 400 LC Meter Freestyle Relay)

Team	Relay	Finals Time					
4 EAST-MR	A	3:56.93	14 KING-NE	A	4:04.17		
1) Hartigan, Madison R 19	2) Franks, Ava L 17		1) Connors, Alexa H 17	2) Spicer, Leigh K 16			
3) Panitz, Josephine H 17	4) Amar, Kate M 18		3) Deangelis, Ava I 16	4) Moeykens, Riley S 16			
28.42 58.90	1:26.47 1:58.45		28.83 59.51	1:29.15 2:01.13			
2:26.82 2:57.66	3:26.13 3:56.93		2:30.35 3:02.58	3:31.67 4:04.17			
5 DST-MA	A	3:58.00	15 BGSC-NE	A	4:04.42		
1) Weaverling, Catherine A 16	2) Debaecke, Sydney E 15		1) McCurdy, Caroline G 15	2) Wirtanen, Ava R 15			
3) Menzer, Emma G 18	4) Paoletti, Isabella N 17		3) Stewart, Olivia N 17	4) Li, Dana Y 14			
28.69 59.32	1:27.90 1:59.46		28.38 58.93	1:28.26 2:00.66			
2:28.21 2:59.32	3:27.76 3:58.00		2:31.39 3:04.39	3:33.04 4:04.42			
6 TIDE-VA	A	4:00.07	16 SCAR-NJ	A	4:04.81		
1) Godfrey, Kierstin L 17	2) Lamoureux, Brooke M 18		1) Vasquez, Emily 17	2) Lee, Susie 13			
3) Knapp, Sophia K 14	4) Duffy, Kayleigh A 14		3) Rodriguez, Sydney M 15	4) Figueroa, Marcella M 15			
28.68 1:00.18	1:28.93 2:00.60		28.95 1:00.99	1:30.58 2:02.91			
2:29.00 3:00.27	3:28.84 4:00.07		2:32.34 3:04.13	3:32.54 4:04.81			
7 MAC-MD	A	4:00.65	17 SOCO-CT	A	4:04.97		
1) Taylor, Hayley S 16	2) McCoy, Rachel M 16		1) Macdonald, Jordan 16	2) Gambardella, Angela J 17			
3) Wetzel, Lauren E 16	4) Cole, Meghan A 16		3) Mendonca, Kayla M 16	4) Panaroni, Emma L 16			
29.03 1:00.77	1:29.35 2:00.31		29.78 1:00.78	1:30.47 2:02.22			
2:29.85 3:01.05	3:29.09 4:00.65		2:31.06 3:02.99	3:32.74 4:04.97			
8 HEAT-LE	A	4:00.76	18 NYSA-MR	A	4:05.18		
1) Dewitt, Mackenzie D 16	2) Hannan, Madeline A 18		1) Milio, Theresa A 17	2) Gillan, Sierra P 15			
3) Cappabianca, Giovanna S 18	4) Loring, Gabrielle C 17		3) Borowski, Ava M 15	4) Aylmer, Lauren 17			
28.81 1:01.39	1:29.38 2:00.55		28.93 1:00.99	1:31.25 2:04.52			
2:29.08 3:00.07	3:28.75 4:00.76		2:33.52 3:05.50	3:34.22 4:05.18			
9 CSI-LE	A	4:00.92	19 SOLO-NE	A	4:05.59		
1) McNichols, Riley E 17	2) Hart, Crile E 20		1) Cavalier, Caroline L 16	2) Brabeck, Samantha K 15			
3) Krosky, Karen L 17	4) Voytek, Mara J 18		3) Moore, Halle B 16	4) Sullivan, Abigail D 17			
29.01 1:00.93	1:28.87 1:59.58		29.89 1:02.73	1:31.80 2:04.57			
2:28.77 3:01.04	3:29.66 4:00.92		2:33.09 3:04.86	3:34.41 4:05.59			
10 ASA-PV	A	4:01.32	20 EAST-MR	B	4:05.91		
1) Noll, Emily R 15	2) Brown, Keyla M 18		1) Klein, Mikayla 17	2) Gougelmann, Jennifer M 17			
3) West, Lauren E 14	4) Karp, Sienna A 14		3) Rotenberg, Mary H 16	4) Panitz, Georgia A 19			
29.28 1:01.83	1:30.03 2:00.95		29.36 1:01.53	1:30.71 2:02.55			
2:29.20 3:01.10	3:29.83 4:01.32		2:32.55 3:05.43	3:34.14 4:05.91			
11 XCEL-NJ	A	4:01.80	21 ABF-NE	A	4:06.22		
1) Stokes, Zoe E 17	2) Cai, Miranda 16		1) Larkin, Ava R 15	2) White, Kathryn R 15			
3) Trolle, Camilla O 16	4) Zhang, Victoria 16		3) Xie, Cynthia J 16	4) Maguire, Abigail R 16			
29.02 1:00.09	2:00.13		29.74 1:01.46	1:31.32 2:03.31			
2:29.79 3:02.65	3:31.09 4:01.80		2:33.22 3:05.97	3:34.53 4:06.22			
12 PHX-NE	B	4:02.65	22 JW-MA	A	4:06.34		
1) Leyden, Megan E 15	2) Rademacher, Anne W 17		1) Berzanski, Ava L 17	2) Waggoner, Alexandra M 16			
3) Clements, Emily E 17	4) Breiter, Carol-jena P 17		3) Waggoner, Madeline M 14	4) Fenska, Allison P 16			
29.17 1:01.04	1:30.13 2:01.41		30.11 1:02.89	1:32.34 2:05.21			
3:03.81	3:32.03 4:02.65		2:34.58 3:07.20	3:35.41 4:06.34			
13 DR-OH	A	4:03.72	23 CSI-LE	B	4:06.66		
1) Quarin, Elizabeth M 18	2) Sullivan, Emily A 18		1) Conte, Maya R 18	2) Krusinski, Anne K 16			
3) Conley, Audrey M 16	4) Edge, Olivia N 16		3) Sadovska, Olena 15	4) Kenney, Claire E 17			
29.08 1:00.42	1:29.22 2:01.17		28.90 1:00.57	1:30.22 2:03.53			
2:30.14 3:02.67	3:31.35 4:03.72		2:32.73 3:05.80	4:06.66			
			24 PACK-NI	A	4:07.87		
			1) Gordon, Jessica E 18	2) Szuromi, Erin P 16			
			3) Corby, Emma M 20	4) Brennan, Molly 17			
			29.49 1:01.55	1:31.49 2:05.00			
			2:35.40 3:07.86	3:36.49 4:07.87			



2019 Futures Championships (Geneva, Ohio) - 8/1/2019 to 8/4/2019

Results

(Event 13 Women 400 LC Meter Freestyle Relay)

Team	Relay	Finals Time
25 CCS-LE	A	4:07.92
1) Ehlers, Caroline K 18	2) Murphy, Janine A 15	
3) Robb, Jamyson G 17	4) Lewis, Maya M 16	
29.15 1:01.68	1:30.46 2:02.86	
2:32.32 3:05.09	4:07.92	
26 LSSC-LE	A	4:08.20
1) Schuld, Morgan H 17	2) Stark, Rachel A 21	
3) Kelly, Madison M 17	4) Guilfoyle, Emilia M 16	
29.69 1:02.18	1:30.57 2:02.02	
2:32.59 3:06.46	3:35.53 4:08.20	
27 HEAT-LE	B	4:08.34
1) Reber, Lucy P 15	2) Szabo, Eliana 15	
3) Hensley, Katherine M 15	4) Pisano, Olivia C 15	
29.88 1:02.09	1:31.82 2:03.64	
2:33.20 3:05.27	3:35.24 4:08.34	
28 RAYS-OH	B	4:09.40
1) Susec, Abigail D 16	2) Latimer, Mia 14	
3) Glosson, Grace M 17	4) Baker, Anna 17	
29.50 1:02.93	1:31.65 2:03.14	
3:07.07	3:37.18 4:09.40	
29 MOON-AM	A	4:11.28
1) Divito, Jennifer I 17	2) Beatty, Abigail M 17	
3) Panizzi, Natalia S 15	4) Patterson, Innocende R 16	
29.43 1:01.67	1:31.21 2:03.81	
2:34.03 3:07.61	3:36.88 4:11.28	

Event 14 Men 400 LC Meter Freestyle Relay

Team	Relay	Finals Time
Pool Record: 3:30.48 ! 3/22/2013 Lindenwood University Swim T		
R Paknys, U Zavaleta, J Jonczyk, I Akmentins		
3:29.29 NAT 2019 National		
3:34.89 JR Junior National		

Team	Relay	Finals Time
1 EAST-MR	A	3:31.18 JR
1) Senior, Kymani E 20	2) Bogart, Liam P 19	
3) Cushman, Timothy P 18	4) Holzman, Andrew M 20	
25.34 53.23	1:18.84 1:45.66	
2:10.85 2:37.84	3:03.69 3:31.18	
2 UASC-OH	A	3:33.70 JR
1) Meyer, Jacob C 17	2) Voss, Avery G 16	
3) Jay, Hayden F 16	4) Gooding, Grant D 14	
25.90 54.70	1:19.24 1:46.61	
2:11.90 2:40.21	3:33.70	
3 HEAT-LE	A	3:33.77 JR
1) Johnson, Jay W 18	2) Tuckerman, Caleb S 18	
3) Cimera, Alexander J 15	4) Tuckerman, Jacob S 19	
24.89 52.22	1:16.84 1:45.39	
2:11.03 2:39.14	3:04.60 3:33.77	
4 CRIM-NE	A	3:34.84 JR
1) Minassian, Nareg 15	2) Musaku, Brandon 18	
3) Berzolla, Andrew G 17	4) Knightly, Tyler B 17	
25.81 53.74	1:19.48 1:47.79	
2:13.94 2:42.09	3:07.33 3:34.84	

5 ABF-NE	B	3:35.39
1) Horstkamp-Vinekar, Ian T 17	2) Bankowski, Adrian S 17	
3) Labich, Noah J 17	4) Him, Landon J 15	
25.98 53.91	1:19.01 1:48.10	
2:13.66 2:41.37	3:07.03 3:35.39	
6 DR-OH	A	3:35.83
1) Edge, James D 15	2) Katai, Pierce C 17	
3) House, Thomas J 15	4) Holty, Nathan A 17	
25.87 54.20	1:20.13 1:48.64	
2:14.64 2:43.52	3:08.50 3:35.83	
7 NPAC-MA	A	3:36.30
1) Bachman, Maxwell F 16	2) Clark, Nicholas M 16	
3) Replogle, Jacob 15	4) Deppen, Jack C 16	
26.39 54.76	1:20.45 1:48.26	
2:14.06 2:42.71	3:08.35 3:36.30	
8 RAYS-OH	A	3:36.33
1) Osborn, Braden D 16	2) Young, Jake E 17	
3) Wowk, William J 17	4) Van Gorp, Ian T 17	
25.79 54.33	1:20.24 1:49.42	
2:15.34 2:43.36	3:08.63 3:36.33	
9 USA-OH	A	3:36.90
1) Smith, Ian M 17	2) Clark, Thomas W 20	
3) Vann, Brady C 17	4) Scott, Maxwell P 19	
26.03 54.74	1:20.71 1:49.55	
2:15.55 2:44.98	3:09.48 3:36.90	
10 ANSC-AM	A	3:37.42
26.06 54.43	1:20.40 1:48.39	
2:13.65 2:42.50	3:08.25 3:37.42	
11 CPP-AD	A	3:38.40
1) Liu, Bryan 17	2) Hotaling, Kaleb B 18	
3) Bearor, Theodore J 17	4) Verstandig, Kyle J 20	
25.24 54.13	1:19.43	
2:14.41 2:44.01	3:09.95 3:38.40	
12 SOLO-NE	A	3:38.56
1) Venci, Charles P 17	2) Spear, Scott A 16	
3) Zhu, Aaron Y 16	4) Hogan, Ryan B 16	
26.87 55.98	1:21.58 1:49.02	
2:15.33 2:44.07	3:10.43 3:38.56	
13 TIDE-VA	A	3:39.43
1) Lamoureux, Gavin L 16	2) Hillery, Ryan P 16	
3) Dinunzio, Robert L 14	4) Ryan, Spencer C 18	
26.08 54.40	1:20.44 1:48.80	
2:15.12 2:44.64	3:10.34 3:39.43	
14 CAC-CT	A	3:39.82
1) Jalbert, Drew W 15	2) Stanley, Matthew B 19	
3) Marcolina, John W 18	4) Sheldon, Connor J 16	
26.71 55.24	1:22.02 1:51.52	
2:17.68 2:46.31	3:11.25 3:39.82	
15 CSI-LE	A	3:40.02
1) Hart, Zeb E 19	2) Krusinski, Jack W 19	
3) Lenart, Robert A 19	4) Krusinski, Mark D 21	
26.74 56.72	1:22.06 1:51.18	
2:16.72 2:45.95	3:11.02 3:40.02	



2019 Futures Championships (Geneva, Ohio) - 8/1/2019 to 8/4/2019

Results

(Event 14 Men 400 LC Meter Freestyle Relay)

Team	Relay	Finals Time
16 CCS-LE	A	3:40.05
1) Poletta, Dominic L 20	2) Ream, Sean A 19	
3) Banks, Ethan S 18	4) Romstadt, Mason A 19	
25.71 54.63	1:20.78 1:50.29	
2:17.42 2:46.74	3:11.86 3:40.05	
17 MAC-MD	A	3:40.23
1) Currie, Gavin P 16	2) Bennici, Charles R 17	
3) Dressler, Michael D 18	4) Riedel, Alexander R 17	
26.51 55.24	1:21.73 1:50.62	
2:16.17 2:45.28	3:11.45 3:40.23	
18 BGSC-NE	A	3:41.03
1) Lofstrom, Conner D 16	2) Butera, John L 14	
3) McCurdy, Alexander P 19	4) Kiefer, Emerson G 18	
25.92 53.16	1:20.20 1:48.91	
2:16.57 2:45.76	3:12.51 3:41.03	
19 SOCO-CT	A	3:42.17
1) Laporte, Leo F 20	2) Lovejoy, Samuel M 18	
3) Goglia, Justin T 15	4) Cusano, Tyler A 19	
25.86 54.68	1:21.09 1:50.98	
2:18.04 2:47.55	3:13.29 3:42.17	
20 EAST-MR	B	3:42.71
1) Kiesel, Garrett W 17	2) Ma, Jonathan Y 18	
3) Pierce, Adrien T 16	4) Ritchie, Ellis M 18	
26.40 55.16	1:21.29 1:50.77	
2:17.49 2:47.08	3:13.68 3:42.71	
21 XCEL-NJ	A	3:43.33
1) Kim, Geonwoo 15	2) Huang, Joshua 17	
3) Cahnbley, Tobias J 17	4) Liang-Gilman, Edwin L 17	
27.10 57.22	1:22.86 1:52.00	
2:17.99 2:47.42	3:13.95 3:43.33	
22 BLUE-MA	A	3:44.67
1) Laslo, Gabriel S 17	2) Vieira, Brendan 18	
3) Nesbitt, Blake D 17	4) Strawn, Brenek E 17	
26.55 56.18	1:22.25 1:52.49	
2:19.60 2:49.34	3:15.44 3:44.67	
23 CGBD-VA	A	3:44.92
1) Whetstine, Clayton C 15	2) Clark, Austin B 17	
3) Barrows, Nicholas W 16	4) Muench, Cooper D 16	
26.62 55.10	1:21.87 1:51.29	
2:18.45 2:47.62	3:14.56 3:44.92	
24 SCAR-NJ	A	3:46.04
1) Poplawski, Richard 13	2) Kim, Jeremy Y 17	
3) Chang, Christopher S 15	4) Kim, Daniel S 15	
26.65 55.77	1:22.12 1:51.95	
2:18.89 2:47.95	3:15.48 3:46.04	
25 CSI-LE	B	3:46.60
1) Brown, Connor B 16	2) Gluck, Kyle D 17	
3) Toothman, Zachary J 16	4) Chimes, Eric C 18	
26.94 56.55	1:22.01 1:51.33	
2:18.95 2:50.54	3:17.21 3:46.60	

--- DR-OH		B		DQ
False start				
1) Rine, Michael S 15		2) Schauer, Wesley E 16		
3) Sandner, Michael 18		4) Leighninger, Ian F 17		
26.12 54.18		1:19.96 1:48.31		
2:14.01 2:42.39		3:08.28 DQ		

Event 15 Women 200 LC Meter Butterfly

Pool Record:	2:13.83 ! 8/5/2017	Allison J Piccirillo
	2:14.59	OT Olympic Trials
	2:14.59	NAT 2019 National
	2:16.99	JR Junior National

Name	AgeTeam	Finals Time
A - Final		
1 Vargas, Mackenzie V	21 FAST-LE	2:15.93 JR
31.18 1:05.40	1:40.35 2:15.93	
2 Marks, Madeline S	19 UN-03-OH	2:16.77 JR
32.09 1:06.64	1:41.75 2:16.77	
3 Sullivan, Abigail D	17 SOLO-NE	2:17.14
31.74 1:06.50	1:42.00 2:17.14	
4 Bonezzi, Jessica A	21 FAST-LE	2:17.64
31.08 1:05.86	1:41.67 2:17.64	
5 Phelps, Anna E	14 PWAC-MA	2:17.65
31.09 1:06.37	1:42.11 2:17.65	
6 White, Kathryn R	15 ABF-NE	2:17.96
30.99 1:06.15	1:41.58 2:17.96	
7 Tankard, Kyleigh A	15 CGBD-VA	2:18.38
30.56 1:05.73	1:42.28 2:18.38	
8 Chidley, Nell D	18 CAC-CT	2:18.72
31.19 1:06.62	1:42.10 2:18.72	
B - Final		
9 Amar, Kate M	18 EAST-MR	2:20.52
31.49 1:07.71	1:43.60 2:20.52	
10 Musbach, Lauren M	17 LESD-LE	2:20.61
31.46 1:06.55	1:42.91 2:20.61	
11 Paoletti, Isabella N	17 DST-MA	2:21.08
31.69 1:07.15	1:44.19 2:21.08	
12 Marando, Margaret M	17 USA-OH	2:21.59
31.37 1:06.84	1:43.86 2:21.59	
13 Lopez-Ona, Gabriella A	17 PCAC-MA	2:22.42
32.41 1:09.04	1:45.68 2:22.42	
14 Marsteller, Isabel A	15 CGBD-VA	2:22.91
31.25 1:07.55	1:45.45 2:22.91	
15 Reilly, Alyssa C	16 CGBD-VA	2:23.28
32.26 1:07.92	1:45.58 2:23.28	
16 Gaffney, Laura M	16 CGBD-VA	2:23.42
31.75 1:07.24	1:44.32 2:23.42	
C - Final		
17 Martin, Allison M	16 FISH-PV	2:20.74
30.89 1:07.02	1:43.86 2:20.74	
18 Shao, Sophie W	14 KW-AM	2:21.92
30.63 1:06.34	1:42.89 2:21.92	



2019 Futures Championships (Geneva, Ohio) - 8/1/2019 to 8/4/2019

Results

C - Final ... (Event 15 Women 200 LC Meter Butterfly)

Name	Age	Team	Finals Time
19 Casolo, Samantha A	17	MAC-MD	2:22.03
32.34	1:08.20	1:44.83	2:22.03
20 Carmazzi, Brittney A	16	PRA-AM	2:22.18
31.72	1:07.41	1:43.87	2:22.18
21 Macdonald, Jordan	16	SOCO-CT	2:22.26
32.25	1:08.50	1:45.18	2:22.26
22 Bitting, Kaitlyn B	16	LAC-MA	2:22.82
31.40	1:07.41	1:45.09	2:22.82
23 Giordano, Ariana R	16	SCAR-NJ	2:22.93
32.24	1:07.97	1:45.39	2:22.93
24 Kelly, Kylie S	18	FAST-MD	2:24.33
30.91	1:06.11	1:43.44	2:24.33

Event 15 Women 200 LC Meter Butterfly

Pool Record: 2:13.83 ! 8/5/2017 Allison J Piccirillo

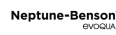
2:14.59 OT Olympic Trials

2:14.59 NAT 2019 National

2:16.99 JR Junior National

Name	Age	Team	Prelim Time
Preliminaries			
1 Sullivan, Abigail D	17	SOLO-NE	2:16.68 qJR
31.44	1:06.06	1:41.16	2:16.68
2 Hellmer, Jasmine I	19	NCAP-PV	2:16.88 qJR
30.11	1:04.05	1:38.95	2:16.88
3 Marks, Madeline S	19	UN-03-OH	2:17.10 q
31.93	1:06.86	1:41.61	2:17.10
4 Phelps, Anna E	14	PWAC-MA	2:17.66 q
30.65	1:06.07	1:41.83	2:17.66
5 Vargas, Mackenzie V	21	FAST-LE	2:17.94 q
30.73	1:05.79	1:41.53	2:17.94
6 Bonezzi, Jessica A	21	FAST-LE	2:19.20 q
31.13	1:06.22	1:42.36	2:19.20
7 White, Kathryn R	15	ABF-NE	2:19.30 q
31.69	1:06.62	1:42.45	2:19.30
8 Stewart-Bates, Sylvia E	17	LESD-LE	2:19.72 q
31.55	1:07.06	1:43.29	2:19.72
9 Tankard, Kyleigh A	15	CGBD-VA	2:19.88 q
30.83	1:06.44	1:42.70	2:19.88
10 Chidley, Nell D	18	CAC-CT	2:20.05 q
31.81	1:07.82	1:44.00	2:20.05
11 Paoletti, Isabella N	17	DST-MA	2:20.85 q
31.62	1:07.03	1:43.67	2:20.85
12 Musbach, Lauren M	17	LESD-LE	2:21.58 q
32.07	1:06.93	1:43.30	2:21.58
13 Gaffney, Laura M	16	CGBD-VA	2:21.91 q
31.60	1:06.99	1:44.46	2:21.91
14 Reilly, Alyssa C	16	CGBD-VA	2:21.92 q
32.35	1:07.67	1:44.35	2:21.92
15 Marando, Margaret M	17	USA-OH	2:22.35 q
31.39	1:07.45	1:44.37	2:22.35

16 Amar, Kate M	18	EAST-MR	2:22.45 q
31.40	1:06.91	1:44.11	2:22.45
17 Lopez-Ona, Gabriella A	17	PCAC-MA	2:22.60 q
31.61	1:07.88	1:44.34	2:22.60
18 Marsteller, Isabel A	15	CGBD-VA	2:23.00 q
31.27	1:07.62	1:44.33	2:23.00
19 Casolo, Samantha A	17	MAC-MD	2:23.20 q
32.52	1:07.46	1:44.63	2:23.20
20 Macdonald, Jordan	16	SOCO-CT	2:23.28 q
32.82	1:09.17	1:45.34	2:23.28
21 Martin, Allison M	16	FISH-PV	2:23.39 q
32.26	1:08.48	1:46.13	2:23.39
22 Kelly, Kylie S	18	FAST-MD	2:23.70 q
31.36	1:06.83	1:44.55	2:23.70
23 Giordano, Ariana R	16	SCAR-NJ	2:23.86 q
32.45	1:08.25	1:45.81	2:23.86
24 Carmazzi, Brittney A	16	PRA-AM	2:23.88 q
32.53	1:09.75	1:45.57	2:23.88
25 Bitting, Kaitlyn B	16	LAC-MA	2:24.43
31.54	1:07.57	1:45.66	2:24.43
26 Shao, Sophie W	14	KW-AM	2:25.22
30.96	1:06.99	1:45.43	2:25.22
27 Breiter, Carol-lena P	17	PHX-NE	2:25.30
32.80	1:09.23	1:46.27	2:25.30
28 Erwin, Catherine E	20	UDEL-MA	2:25.32
32.19	1:08.61	1:45.56	2:25.32
29 Denny, Britney L	15	CGBD-VA	2:25.44
32.40	1:08.70	1:46.29	2:25.44
30 Hagberg, Samantha M	17	OAK-CT	2:25.61
32.77	1:09.38	1:47.04	2:25.61
31 McCoy, Rachel M	16	MAC-MD	2:25.76
31.08	1:07.07	1:44.87	2:25.76
32 Insana, Anna P	16	SCAR-NJ	2:26.01
33.12	1:10.30	1:47.85	2:26.01
33 Blom, Brooke S	16	UN-01-WV	2:26.10
31.47	1:08.58	1:46.20	2:26.10
34 Rodriguez, Sydney M	15	SCAR-NJ	2:26.50
32.38	1:08.79	1:47.43	2:26.50
35 Colborn, Georgia A	13	DST-MA	2:27.04
31.92	1:08.86	2:27.04	
36 Riley, Leah M	17	CGBD-VA	2:28.23
32.02	1:08.40	1:47.41	2:28.23
37 Ringquist, Sophie G	13	OAK-CT	2:28.76
32.70	1:09.50	1:48.91	2:28.76
38 Schulman, Emma K	17	ESC-NE	2:28.85
31.91	1:09.73	1:48.88	2:28.85
39 Weaverling, Catherine A	16	DST-MA	2:29.07
31.75	1:09.28	1:48.62	2:29.07
40 Stokes, Zoe E	17	XCEL-NJ	2:30.15
33.37	1:10.82	1:50.51	2:30.15
41 Donnelly, Megan H	18	IA-MR	2:30.94
32.93	1:11.21	1:49.24	2:30.94



2019 Futures Championships (Geneva, Ohio) - 8/1/2019 to 8/4/2019

Results

Preliminaries ... (Event 15 Women 200 LC Meter Butterfly)

Name	Age	Team	Prelim Time
42 Kopal, Alexandra K	16	TIDE-VA	2:31.17
	32.33	1:09.26	1:48.70
43 Cole, Meghan A	16	MAC-MD	2:31.21
	32.47	1:09.24	1:49.70
44 El Ghissassi, Ritaj	14	VEST-NI	2:31.37
	32.67	1:10.97	1:51.13
45 Baker, Anna	17	RAYS-OH	2:31.64
	32.86	1:11.17	1:50.33
46 Stewart, Olivia N	17	BGSC-NE	2:33.63
	32.89	1:11.04	1:50.89
47 Stump, Jordan O	16	FAST-LE	2:33.88
	32.44	1:10.67	1:50.93
--- Glosson, Grace M	17	RAYS-OH	DFS
Declared false start			

Event 16 Men 200 LC Meter Butterfly

Pool Record: 2:02.99 ! 8/5/2017 Tavis D Siebert

2:01.19 OT Olympic Trials

2:01.69 NAT 2019 National

2:05.09 JR Junior National

Name	Age	Team	Finals Time
A - Final			
1 Tack, Ethan M	19	NAVY-MD	2:03.24 JR
	28.04	59.78	1:31.44
2 Badawy, Daniel	16	XCEL-NJ	2:05.07 JR
	29.00	1:00.78	1:32.46
3 Clark, Austin B	17	CGBD-VA	2:05.44
	29.31	1:01.66	1:33.39
4 Ward, Zachary L	16	BKYS-OH	2:06.10
	28.41	1:00.40	1:33.33
5 Madzy, Joshua D	19	CM-WV	2:07.25
	28.86	1:01.18	1:34.28
6 Min, Tony J	17	PHX-NE	2:08.52
	28.81	1:01.13	1:34.04
7 Chimes, Eric C	18	CSI-LE	2:08.87
	28.21	1:00.96	1:34.44
--- Schauer, Wesley E	16	DR-OH	DQ
Head did not break the surface by 15 meters			
	27.73	58.90	1:31.21

B - Final

9 Goldblatt, Leo W	17	NCAP-PV	2:06.26
	29.22	1:01.29	1:33.74
10 Laidlaw, John F	17	BGNW-MR	2:06.97
	29.02	1:01.91	1:34.52
11 Ludlow, Benjamin L	18	MERC-NI	2:07.18
	28.81	1:00.67	1:33.72
12 Matteson, Owen K	16	STAR-NI	2:07.53
	28.31	1:01.38	1:34.22
13 Landis, Luke A	18	UASC-OH	2:08.07
	28.72	1:00.98	1:34.62
14 Germain, Eli J	16	CCSC-NE	2:08.87
	27.97	1:00.84	1:34.21

15 Van Gorp, Ian T	17	RAYS-OH	2:09.47
	29.61	1:02.32	1:34.92
16 Marquardt, Matthew D	21	XCEL-NJ	2:10.25
	29.38	1:01.89	1:35.91

C - Final

17 Ewing, James T	14	FISH-PV	2:06.67
	28.70	1:01.24	1:33.92
18 Hillery, Ryan P	16	TIDE-VA	2:07.03
	28.02	1:00.04	1:33.17
19 Fishman, Judd R	20	PEAQ-AM	2:07.04
	28.79	1:00.89	1:33.88
20 Iorizzo, Kyle T	19	SCAR-NJ	2:07.53
	28.88	1:02.16	1:34.48
21 Armbruster, Andrew J	16	NPAC-MA	2:07.56
	27.78	1:00.54	1:33.59
22 Qiao, Horace	19	UN-01-NE	2:08.73
	28.47	1:00.97	1:33.80
23 Jalbert, Drew W	15	CAC-CT	2:08.87
	28.02	1:01.22	1:35.14
24 Currie, Gavin P	16	MAC-MD	2:09.17
	29.21	1:02.09	1:35.97

Event 16 Men 200 LC Meter Butterfly

Pool Record: 2:02.99 ! 8/5/2017 Tavis D Siebert

2:01.19 OT Olympic Trials

2:01.69 NAT 2019 National

2:05.09 JR Junior National

Name	Age	Team	Prelim Time
Preliminaries			
1 Schauer, Wesley E	16	DR-OH	2:05.61 q
	27.17	58.57	1:31.14
2 Ward, Zachary L	16	BKYS-OH	2:05.85 q
	28.29	1:00.76	1:33.08
3 Tack, Ethan M	19	NAVY-MD	2:06.32 q
	28.08	1:00.55	1:33.61
4 Clark, Austin B	17	CGBD-VA	2:06.96 q
	29.60	1:03.06	1:34.52
*5 Badawy, Daniel	16	XCEL-NJ	2:07.01 q
	28.80	1:01.03	1:33.87
*5 Chimes, Eric C	18	CSI-LE	2:07.01 q
	28.03	1:01.42	1:34.03
7 Min, Tony J	17	PHX-NE	2:07.24 q
	28.49	1:00.47	1:32.98
8 Madzy, Joshua D	19	CM-WV	2:07.43 q
	29.53	1:01.60	1:34.92
9 Landis, Luke A	18	UASC-OH	2:07.48 q
	28.70	1:00.77	1:33.50
10 Laidlaw, John F	17	BGNW-MR	2:07.49 q
	29.23	1:01.95	1:35.14
11 Van Gorp, Ian T	17	RAYS-OH	2:07.85 q
	27.79	59.93	1:32.95
12 Matteson, Owen K	16	STAR-NI	2:07.91 q
	28.37	1:00.98	1:33.61



2019 Futures Championships (Geneva, Ohio) - 8/1/2019 to 8/4/2019

Results

Preliminaries ... (Event 16 Men 200 LC Meter Butterfly)

Name	Age	Team	Prelim Time	
13 Marquardt, Matthew D	21	XCEL-NJ	2:08.02	q
29.22	1:00.97	1:33.93	2:08.02	
14 Ludlow, Benjamin L	18	MERC-NI	2:08.27	q
28.08	1:00.26	1:33.96	2:08.27	
15 Goldblatt, Leo W	17	NCAP-PV	2:08.33	q
29.29	1:02.11	1:35.35	2:08.33	
16 Germain, Eli J	16	CCSC-NE	2:08.39	q
27.95	1:00.48	1:33.66	2:08.39	
17 Hillery, Ryan P	16	TIDE-VA	2:08.57	q
28.43	1:01.47	1:34.69	2:08.57	
18 Iorizzo, Kyle T	19	SCAR-NJ	2:08.58	q
29.14	1:01.77	1:34.40	2:08.58	
19 Fishman, Judd R	20	PEAQ-AM	2:08.59	q
29.22	1:01.97	1:35.20	2:08.59	
20 Armbruster, Andrew J	16	NPAC-MA	2:08.69	q
27.99	1:00.81	1:34.25	2:08.69	
21 Ewing, James T	14	FISH-PV	2:08.76	q
28.63	1:02.38	1:35.38	2:08.76	
22 Currie, Gavin P	16	MAC-MD	2:09.08	q
29.29	1:02.10	1:35.61	2:09.08	
23 Qiao, Horace	19	UN-01-NE	2:09.17	q
28.32	1:01.52	1:34.64	2:09.17	
24 Jalbert, Drew W	15	CAC-CT	2:09.38	q
27.81	1:00.05	1:33.53	2:09.38	
25 Henkel, Bryce R	16	UN-01-AD	2:09.40	
27.87	1:00.79	1:34.57	2:09.40	
*26 Horstkamp-Vinekar, Ian T	17	ABF-NE	2:09.52	
27.94	1:00.29	1:33.33	2:09.52	
*26 Flint, Patrick J	18	CAT-NJ	2:09.52	
29.14	1:02.10	1:35.70	2:09.52	

Swim-Off Required

28 Kosanovich, Branko A	17	ANSC-AM	2:09.62	
27.89	59.91	1:32.82	2:09.62	
29 Kurlich, Richard A	19	FAST-LE	2:09.76	
27.64	1:00.45	1:34.65	2:09.76	
30 Lamoureux, Gavin L	16	TIDE-VA	2:09.96	
28.06	1:00.91	1:34.54	2:09.96	
31 Calder, Danny F	18	ASA-PV	2:09.99	
29.99	1:02.37	1:35.91	2:09.99	
32 Gustafson, Chachi G	17	SHSH-LE	2:10.37	
28.55	1:01.86	1:36.50	2:10.37	
33 Yu, Alan	17	DRAG-PV	2:10.52	
29.36	1:02.83	1:36.76	2:10.52	
34 Shriner, Matthew D	20	BGSC-NE	2:10.55	
28.83	1:01.15	1:34.90	2:10.55	
35 Poleto, John A	15	UN-10-MA	2:10.74	
29.12	1:02.09	1:36.06	2:10.74	
36 Him, Landon J	15	ABF-NE	2:10.85	
29.80	1:04.26	1:37.63	2:10.85	
37 Clark, Thomas W	20	USA-OH	2:10.87	
28.71	1:02.59	1:36.36	2:10.87	

38 Laporte, Leo F	20	SOCO-CT	2:11.11	
28.64	1:01.51	1:35.39	2:11.11	
39 Poplawski, Richard	13	SCAR-NJ	2:11.14	
29.25	1:03.16	1:37.12	2:11.14	
40 Spear, Scott A	16	SOLO-NE	2:11.20	
29.58	1:02.43	1:36.09	2:11.20	
41 Jiang, Shepard	16	UN-01-NJ	2:11.27	
28.37	1:01.11	1:35.87	2:11.27	
42 Deppen, Jack C	16	NPAC-MA	2:11.34	
28.74	1:01.46	1:36.30	2:11.34	
43 Roethke, Tyler S	17	WACK-NE	2:11.48	
28.47	1:01.36	1:35.33	2:11.48	
44 Labich, Noah J	17	ABF-NE	2:11.71	
29.49	1:02.96	1:37.29	2:11.71	
45 Clough, Michael J	19	STAR-NI	2:11.79	
29.72	1:02.58	1:37.26	2:11.79	
46 Lutter, Thomas W	18	LMOR-MA	2:11.84	
29.15	1:02.27	1:35.83	2:11.84	
47 Kim, Geonwoo	15	XCEL-NJ	2:11.96	
29.76	1:02.46	1:36.68	2:11.96	
48 Rucci, Joseph R	18	GPAC-MA	2:13.34	
29.88	1:03.59	1:38.70	2:13.34	
49 Feng, Ethan Y	16	UN-03-NJ	2:13.43	
29.68	1:02.42	1:37.10	2:13.43	
50 Scheib, Drew K	17	HD-AM	2:13.63	
28.89	1:02.08	1:36.99	2:13.63	
51 Ma, Jonathan Y	18	EAST-MR	2:14.19	
29.19	1:03.02	1:38.20	2:14.19	
52 Ritchie, Ellis M	18	EAST-MR	2:14.28	
28.33	1:01.08	1:36.18	2:14.28	
53 Merrill, Colin F	19	BEAR-CT	2:14.71	
29.85	1:04.65	1:39.96	2:14.71	
54 Tuckerman, Jacob S	19	HEAT-LE	2:15.53	
30.29	1:03.76	1:39.07	2:15.53	
55 Indest, Logan J	20	BKYS-OH	2:15.55	
29.48	1:03.63	1:37.96	2:15.55	
56 Musaku, Brandon	18	CRIM-NE	2:17.15	
29.86	1:03.44	1:40.12	2:17.15	
57 Laslo, Gabriel S	17	BLUE-MA	2:18.63	
29.07	1:03.53	1:39.43	2:18.63	
58 Ream, Sean A	19	CCS-LE	2:21.38	
29.75	1:04.72	1:42.35	2:21.38	
59 Diges, Colton W	18	MOON-AM	2:22.91	
27.94	1:00.79	2:22.91		
--- Bennici, Matthew D	19	MAC-MD	DQ	
One hand touch				
28.99	1:01.27	1:34.29	DQ	
--- Sandner, Michael	18	DR-OH	DFS	
Declared false start				
--- Taylor, Andrew C	17	SJAC-MA	DFS	
Declared false start				



2019 Futures Championships (Geneva, Ohio) - 8/1/2019 to 8/4/2019

Results

Event 17 Women 50 LC Meter Freestyle

Pool Record: 25.97 ! 3/31/2016 Kaitlyn M Johnson
 25.99 OT Olympic Trials
 25.99 NAT 2019 National
 26.59 JR Junior National

Name	Age	Team	Finals Time
A - Final			
1 Scannell, Quinn R	21	BAD-MR	26.24 JR
2 Naccarella, Antonia L	19	WEBS-NI	26.48 JR
3 Stanford, Catherine M	16	LBA-MR	26.60
4 Chokureva, Michaela I	14	PHX-NE	26.65
5 O'Brien, Mairin R	16	BBA-LE	26.90
6 Manning, Eliza K	21	RICH-VA	26.96
7 Johnston, Sabrina K	15	BGNW-MR	27.18
8 Everhart, Hanna J	19	BAY-MA	27.30

B - Final

9 Hart, Crile E	20	CSI-LE	26.47 JR
10 Huddleston, Riley B	15	UASC-OH	26.67
11 McCurdy, Caroline G	15	BGSC-NE	26.86
*12 Steckiel, Emma J	17	LAC-MA	26.95
*12 Li, Jessey Y	15	RAYS-OH	26.95
14 Livingston, Olivia M	17	JCCS-AM	27.08
15 Watts, Courtney M	13	FISH-PV	27.28
16 Kadlecik, Grace K	16	ISWM-NI	27.57

C - Final

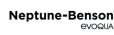
17 Cole, Meghan A	16	MAC-MD	26.70
18 Wilson, Sarah K	21	MAC-MD	26.82
19 Katayama, Klavdia M	17	FAST-OH	26.94
20 Tighe, Olivia L	18	CMA-ME	27.02
21 Aurnou-Rhees, Jordan W	17	OSSC-OH	27.20
*22 Ehlers, Caroline K	18	CCS-LE	27.24
*22 Ward, Trinity M	18	MLAC-AM	27.24
24 Amuan, Malia T	15	PHX-NE	27.49

Event 17 Women 50 LC Meter Freestyle

Pool Record: 25.97 ! 3/31/2016 Kaitlyn M Johnson
 25.99 OT Olympic Trials
 25.99 NAT 2019 National
 26.59 JR Junior National

Name	Age	Team	Prelim Time
Preliminaries			
1 Naccarella, Antonia L	19	WEBS-NI	26.72 q
2 Chokureva, Michaela I	14	PHX-NE	26.76 q
3 Stanford, Catherine M	16	LBA-MR	26.77 q
4 Scannell, Quinn R	21	BAD-MR	26.84 q
5 Manning, Eliza K	21	RICH-VA	26.94 q
6 O'Brien, Mairin R	16	BBA-LE	26.97 q
7 Everhart, Hanna J	19	BAY-MA	27.03 q
8 Johnston, Sabrina K	15	BGNW-MR	27.06 q
9 McCurdy, Caroline G	15	BGSC-NE	27.08 q
10 Hart, Crile E	20	CSI-LE	27.09 q
11 Huddleston, Riley B	15	UASC-OH	27.12 q

12 Li, Jessey Y	15	RAYS-OH	27.15 q
13 Steckiel, Emma J	17	LAC-MA	27.21 q
*14 Watts, Courtney M	13	FISH-PV	27.22 q
*14 Livingston, Olivia M	17	JCCS-AM	27.22 q
16 Kadlecik, Grace K	16	ISWM-NI	27.26 q
17 Wilson, Sarah K	21	MAC-MD	27.29 q
18 Aurnou-Rhees, Jordan W	17	OSSC-OH	27.31 q
19 Ehlers, Caroline K	18	CCS-LE	27.35 q
*20 Ward, Trinity M	18	MLAC-AM	27.37 q
*20 Tighe, Olivia L	18	CMA-ME	27.37 q
*22 Katayama, Klavdia M	17	FAST-OH	27.38 q
*22 Cole, Meghan A	16	MAC-MD	27.38 q
24 Amuan, Malia T	15	PHX-NE	27.41 q
25 Fuller, Abigail B	15	ACAC-VA	27.41
26 Lachey, Ava M	15	OSSC-OH	27.42
27 Hellmer, Jasmine I	19	NCAP-PV	27.42
28 Gardner, Heather	18	MPAC-AM	27.43
*29 Raines, Regan E	19	MARA-WV	27.48
*29 Seward, Hannah M	16	RAC-CT	27.48
31 Godfrey, Kierstin L	17	TIDE-VA	27.49
*32 Martin, Allison M	16	FISH-PV	27.50
*32 Martino, Alexis G	15	PHX-NE	27.50
34 Hannan, Madeline A	18	HEAT-LE	27.52
35 Dewitt, Mackenzie D	16	HEAT-LE	27.55
36 Porterfield, Caroline E	15	UASC-OH	27.56
*37 Matesa, Isabella A	17	RAYS-OH	27.58
*37 Grau, Mckenzie N	17	RAYS-OH	27.58
*37 Cudney, Jillian J	17	PATS-MR	27.58
*37 McKee, Marin C	14	TIDE-VA	27.58
41 Anchrum, Tiana A	16	RAYS-OH	27.60
42 Cooper, Lauren M	19	FAST-LE	27.61
43 Brown, Mia C	17	OSSC-OH	27.62
44 Duffy, Kayleigh A	14	TIDE-VA	27.63
45 Wilson, Emma M	18	UN-02-AM	27.64
46 Kahn, Shelby C	16	UN-02-MA	27.65
47 Leyden, Megan E	15	PHX-NE	27.66
48 Brown, Keyla M	18	ASA-PV	27.69
49 Milio, Theresa A	17	NYSA-MR	27.76
50 Franks, Ava L	17	EAST-MR	27.78
51 Hartigan, Madison R	19	EAST-MR	27.80
52 Fenska, Allison P	16	JW-MA	27.81
53 Sorbello, Sydney G	16	DELM-AD	27.82
54 Mahoney, Caroline E	17	CMA-ME	27.83
55 Marando, Margaret M	17	USA-OH	27.88
56 Sun, Helen Y	17	BBA-LE	27.90
*57 McKeaney, Annascott	15	RAD-MA	27.95
*57 Holmes, Abbey A	21	FAST-PV	27.95
*57 Mallett, Margaret L	15	LESD-LE	27.95
60 Walker, Grace E	17	ESC-NE	28.00
61 West, Lauren E	14	ASA-PV	28.01
62 Detwiler, Tatum E	18	UN-01-AM	28.04
63 Zhang, Victoria	16	XCEL-NJ	28.05



2019 Futures Championships (Geneva, Ohio) - 8/1/2019 to 8/4/2019

Results

Preliminaries ... (Event 17 Women 50 LC Meter Freestyle)

Name	Age	Team	Prelim Time
*64 Figueroa, Marcella M	15	SCAR-NJ	28.09
*64 Reich, Megan A	15	PHX-NE	28.09
66 Cai, Miranda	16	XCEL-NJ	28.12
67 Liu, Stephanie M	16	WEST-MR	28.13
68 Dorish, Madeline E	17	RXA-AM	28.15
*69 Novak, Megan E	16	DELM-AD	28.16
*69 Roesch, Raquelle S	17	BLUE-MA	28.16
71 Panitz, Georgia A	19	EAST-MR	28.17
72 Stark, Rachel A	21	LSSC-LE	28.21
73 Kenney, Claire E	17	CSI-LE	28.23
*74 Toncheva, Yulia	22	UN-01-LE	28.28
*74 Gross, Ella M	16	CBST-MA	28.28
*76 Crowley, Tahlia A	15	BEAR-CT	28.31
*76 Sullivan, Kaitlyn C	15	757-VA	28.31
78 Bischoff, Carolyn B	20	BSC-OH	28.33
79 Sullivan, Emily A	18	DR-OH	28.34
80 Adams, Grace C	16	UN-01-MR	28.35
81 Epes, Ella M	15	757-VA	28.43
82 Rademacher, Anne W	17	PHX-NE	28.47
*83 Lamoureux, Brooke M	18	TIDE-VA	28.48
*83 Dong, Yunfan	18	CPP-AD	28.48
85 Griffin, Carly E	17	UN-08-MA	28.53
86 Susec, Abigail D	16	RAYS-OH	28.57
*87 Gillan, Sierra P	15	NYSA-MR	28.60
*87 Wirtanen, Ava R	15	BGSC-NE	28.60
89 Moore, Halle B	16	SOLO-NE	28.62
90 Gable, Isabella G	19	DR-OH	28.70
91 Latimer, Mia	14	RAYS-OH	28.72
92 Cavalier, Caroline L	16	SOLO-NE	28.73
93 Wenger, Abigail K	18	PHST-OH	28.75
94 Corby, Emma M	20	PACK-NI	28.77
95 Bunstine, Riley L	16	PHST-OH	28.83
96 Golovina, Julia A	15	UN-04-NJ	28.84
97 Philbrick, Olivia L	15	UN-02-LE	28.85
98 Beatty, Abigail M	17	MOON-AM	28.90
99 Skapoulas, Anna M	17	LRST-LE	28.94
100 Pryne, Jenna M	15	UN-03-MR	29.10
101 Kelly, Madison M	17	LSSC-LE	29.16
102 Vanbourgondien, Katherine L	17	TIDE-VA	29.20
103 Riddle, Grace P	18	GCST-OH	29.21
104 Alexander, Sinceraty D	16	BGNW-MR	29.32
105 Graham, Catherine M	16	NDAC-MR	29.72
106 Stump, Jordan O	16	FAST-LE	30.15
107 Ziegler, Anna Ray	18	OSSC-OH	30.59
--- Striley, Paige V	15	RAYS-OH	DFS
Declared false start			
--- Bartnett, Kelly R	18	SCAR-NJ	NS
--- Harrison, Tristan T	16	CGBD-VA	NS

Event 18 Men 50 LC Meter Freestyle

Pool Record:	23.37 ! 8/5/2017	Sam N Neaveill
	23.19	OT Olympic Trials
	23.19	NAT 2019 National
	23.99	JR Junior National

Name	Age	Team	Finals Time	
A - Final				
1 Neaveill, Samuel N	21	CM-WV	23.47	JR
2 Lawless, Alec C	19	UN-03-MA	23.55	JR
3 Voss, Avery G	16	UASC-OH	23.62	JR
4 Cook, Daniel J	21	NAVY-MD	23.70	JR
*5 Cannon, Ellis G	20	PEAQ-AM	23.75	JR
*5 Senior, Kymani E	20	EAST-MR	23.75	JR
7 Fenton, Andrew W	18	UN-05-NJ	23.88	JR
8 Gustafson, Max J	20	SHSH-LE	24.20	
B - Final				
9 Romstadt, Mason A	19	CCS-LE	23.56	JR
10 Scott, Maxwell P	19	USA-OH	23.60	JR
11 O'Shea, Christopher M	20	CM-WV	23.61	JR
12 Fadel, Matthew J	19	UN-02-MD	24.13	
13 Johnson, Jay W	18	HEAT-LE	24.21	
14 McCaffrey, Kevin A	21	CLES-LE	24.31	
15 D'Alessandro, Gianmichel	21	BWST-PV	24.33	
16 Kinney, Ted J	18	UN-01-LE	24.61	
C - Final				
17 Minassian, Nareg	15	CRIM-NE	23.99	JR
18 Do, Aiken T	15	FISH-PV	24.03	
19 Krusinski, Mark D	21	CSI-LE	24.21	
20 Brunsky, Matthew C	17	DR-OH	24.22	
21 Tulenko, Ethan J	17	RXA-AM	24.26	
*22 McGoey, Matthew R	21	BAC-MA	24.29	
*22 Scannell, Thacher H	19	GRYM-CT	24.29	
24 Poletta, Dominic L	20	CCS-LE	24.48	

Event 18 Men 50 LC Meter Freestyle

Pool Record:	23.37 ! 8/5/2017	Sam N Neaveill
	23.19	OT Olympic Trials
	23.19	NAT 2019 National
	23.99	JR Junior National

Name	Age	Team	Prelim Time	
Preliminaries				
1 Lawless, Alec C	19	UN-03-MA	23.64	qJR
2 Senior, Kymani E	20	EAST-MR	23.85	qJR
3 Fenton, Andrew W	18	UN-05-NJ	23.86	qJR
4 Voss, Avery G	16	UASC-OH	23.91	qJR
5 Neaveill, Samuel N	21	CM-WV	23.93	qJR
6 Cannon, Ellis G	20	PEAQ-AM	24.03	q
*7 Cook, Daniel J	21	NAVY-MD	24.13	q
*7 Gustafson, Max J	20	SHSH-LE	24.13	q
9 Salig, Matthew C	27	MERC-MA	24.14	q
10 Scott, Maxwell P	19	USA-OH	24.15	q
*11 O'Shea, Christopher M	20	CM-WV	24.17	q



2019 Futures Championships (Geneva, Ohio) - 8/1/2019 to 8/4/2019

Results

Preliminaries ... (Event 18 Men 50 LC Meter Freestyle)

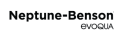
Name	AgeTeam	Prelim Time	
*11 Johnson, Jay W	18 HEAT-LE	24.17	q
13 Romstadt, Mason A	19 CCS-LE	24.20	q
*14 D'Alessandro, Gianmichel	21 BWST-PV	24.36	q
*14 Fadel, Matthew J	19 UN-02-MD	24.36	q
*16 McCaffrey, Kevin A	21 CLES-LE	24.38	q
*16 Kinney, Ted J	18 UN-01-LE	24.38	q
Swim-Off Required			
18 Scannell, Thacher H	19 GRYM-CT	24.43	q
19 Do, Aiken T	15 FISH-PV	24.46	q
20 Brunsky, Matthew C	17 DR-OH	24.47	q
21 Krusinski, Mark D	21 CSI-LE	24.49	q
22 Tulenko, Ethan J	17 RXA-AM	24.53	q
*23 Minassian, Nareg	15 CRIM-NE	24.54	q
*23 Poletta, Dominic L	20 CCS-LE	24.54	q
25 McGoey, Matthew R	21 BAC-MA	24.55	
26 Marcolina, John W	18 CAC-CT	24.55	
27 Morris, Aiden K	17 LSSC-LE	24.57	
28 Kincheloe, Michael G	19 GAEL-MR	24.60	
*29 Cushman, Timothy P	18 EAST-MR	24.62	
*29 Roberts, Zane C	16 ODAC-VA	24.62	
*31 Verstandig, Kyle J	20 CPP-AD	24.63	
*31 McBeth, Conner A	16 MOON-AM	24.63	
33 Lofstrom, Conner D	16 BGSC-NE	24.66	
34 Riva, Jake T	17 NJB-NJ	24.69	
35 Gozdan, Michael G	16 JW-MA	24.70	
36 Sheldon, Connor J	16 CAC-CT	24.79	
*37 Morales, Evan M	15 UN-04-MR	24.81	
*37 Fischer, Quinn F	21 PWRS-AM	24.81	
*39 McLaughlin, Owen W	17 SMAC-ME	24.83	
*39 Denman-Grimm, Benjamin E	15 UN-02-PV	24.83	
*39 Katai, Pierce C	17 DR-OH	24.83	
*39 Liu, Bryan	17 CPP-AD	24.83	
*43 Beebe, Grant B	16 WACK-NE	24.86	
*43 Gaver, Natanas T	16 GCST-OH	24.86	
45 West, Miles W	18 SRVA-VA	24.96	
46 Borisov, Anatole A	18 ANSC-AM	24.97	
47 Ryan, Spencer C	18 TIDE-VA	24.98	
*48 Smith, Ian M	17 USA-OH	24.99	
*48 Thomas, Alec J	19 PWRS-AM	24.99	
*50 Gluck, Kyle D	17 CSI-LE	25.03	
*50 Bryant, William J	18 RAC-CT	25.03	
52 Bankowski, Adrian S	17 ABF-NE	25.04	
53 Cusano, Tyler A	19 SOCO-CT	25.09	
54 Allen, Andrew G	19 ESC-NE	25.10	
55 Carlos, Nathaniel J	17 METS-NI	25.11	
*56 Gooding, Grant D	14 UASC-OH	25.12	
*56 Spear, Scott A	16 SOLO-NE	25.12	
58 Murtha, Micah J	15 LSSC-LE	25.14	
*59 Damelio, Michael F	16 WEBS-NI	25.17	
*59 Grahor, Alexander J	17 ANSC-AM	25.17	
61 Brazer, Jack B	17 ESC-NE	25.19	

62 Meyer, Jacob C	17 UASC-OH	25.23
63 Osborn, Braden D	16 RAYS-OH	25.24
64 Chen, Matthew	16 PTAC-NJ	25.26
65 Galecki, Joshua A	17 ANSC-AM	25.27
66 Bogniard, Joshua D	16 NHA-AM	25.40
67 Lamoureux, Gavin L	16 TIDE-VA	25.47
68 Laporte, Leo F	20 SOCO-CT	25.52
69 Cimera, Alexander J	15 HEAT-LE	25.53
70 Keane, Spencer I	18 OSSC-OH	25.56
71 Scheib, Drew K	17 HD-AM	25.60
72 Bearor, Theodore J	17 CPP-AD	25.64
73 Isayiw, Luke O	18 MAS-MD	25.65
*74 Spekis, Robert E	18 BVSC-AM	25.66
*74 Bachman, Maxwell F	16 NPAC-MA	25.66
76 Hart, Zeb E	19 CSI-LE	25.72
*77 Tingley, Aaron R	17 FISH-PV	25.74
*77 Kosanovich, Branko A	17 ANSC-AM	25.74
79 Jin, Yubo	16 PHX-NE	25.96
80 Staubi, Kyle A	18 NDAC-MR	25.99
81 Park, Tate J	16 PCAC-MA	26.45
--- Ma, Jonathan Y	18 EAST-MR	DQ
False start		
--- Ringquist, Jackson S	18 OAK-CT	DFS
Declared false start		
--- Venit, John	21 PAC-PV	DFS
Declared false start		
--- Mlodzienski, Nicholas J	18 RAD-MA	DFS
Declared false start		

Event 19 Women 200 LC Meter Breaststroke

Pool Record:	2:33.57	!	3/21/2013	Kelsey Morgan
	2:33.29			OT Olympic Trials
	2:33.79			NAT 2019 National
	2:38.29			JR Junior National

Name	AgeTeam	Finals Time	
A - Final			
1 Gambardella, Angela J	17 SOCO-CT	2:36.25	JR
35.78	1:15.74	1:55.96	2:36.25
2 Craig, Catherine K	18 KRKN-NI	2:38.43	
36.18	1:15.51	1:57.11	2:38.43
3 Cappabianca, Giovanna S	18 HEAT-LE	2:38.56	
36.48	1:16.96	1:58.03	2:38.56
4 Milio, Theresa A	17 NYSA-MR	2:38.65	
35.93	1:15.61	1:57.38	2:38.65
5 Hu, Ashley S	17 EAST-MR	2:39.42	
36.19	1:16.68	1:56.80	2:39.42
6 Denny, Britney L	15 CGBD-VA	2:40.71	
37.04	1:17.44	1:58.96	2:40.71
7 Gaguzis, Peri S	14 KW-AM	2:41.14	
36.62	1:17.83	1:59.75	2:41.14
8 Elliott, Dakota L	19 PEAQ-AM	2:42.82	
36.17	1:17.39	1:59.36	2:42.82



2019 Futures Championships (Geneva, Ohio) - 8/1/2019 to 8/4/2019

Results

B - Final ... (Event 19 Women 200 LC Meter Breaststroke)

Name	Age	Team	Finals Time
B - Final			
9 Robb, Jamyson G	17	CCS-LE	2:40.57
36.43	1:17.81	1:58.67	2:40.57
10 Draganosky, Taylor E	19	UDEL-MA	2:41.17
36.68	1:17.93	1:59.42	2:41.17
11 Pash, Jaclyn D	21	FAST-LE	2:41.63
37.57	1:18.16	1:59.96	2:41.63
12 Lochridge, Anne E	20	FAST-LE	2:42.32
37.98	1:19.77	2:01.55	2:42.32
13 Qi, Wandi	15	UN-02-NJ	2:42.63
36.10	1:17.72	2:00.97	2:42.63
14 Panitz, Josephine H	17	EAST-MR	2:44.02
36.58	1:17.11	2:00.61	2:44.02
15 Detwiler, Tatum E	18	UN-01-AM	2:46.06
35.96	1:17.94	2:01.95	2:46.06
16 Wharton, Allyson M	20	FAST-LE	2:48.44
37.19	1:20.11	2:03.96	2:48.44

C - Final

17 Nagle, Mia A	15	FAST-LE	2:42.02
35.95	1:16.46	1:59.44	2:42.02
18 Lee, Megan C	15	WEST-MR	2:42.86
36.86	1:18.41	2:00.83	2:42.86
19 Wu, Dora M	17	FISH-PV	2:43.38
36.06	1:17.24	2:00.58	2:43.38
20 Sargent, Savannah R	18	IA-MR	2:43.70
38.38	1:20.25	2:01.89	2:43.70
21 Clark, Brooke-lynn F	15	CGBD-VA	2:45.03
37.78	1:19.59	2:02.16	2:45.03
22 Derby, Ella M	15	KING-NE	2:46.84
37.20	1:19.45	2:03.26	2:46.84
23 Chen, Isabella R	17	CAT-NJ	2:47.05
37.79	1:19.67	2:03.00	2:47.05
24 Frick, Olivia N	14	CAC-MD	2:53.03
37.23	1:20.63	2:05.41	2:53.03

Event 19 Women 200 LC Meter Breaststroke

Pool Record: 2:33.57 ! 3/21/2013 Kelsey Morgan

2:33.29 OT Olympic Trials

2:33.79 NAT 2019 National

2:38.29 JR Junior National

Name	Age	Team	Prelim Time
Preliminaries			
1 Craig, Catherine K	18	KRKN-NI	2:40.14 q
36.05	1:16.59	1:58.68	2:40.14
2 Hu, Ashley S	17	EAST-MR	2:40.51 q
36.98	1:16.98	1:58.26	2:40.51
3 Cappabianca, Giovanna S	18	HEAT-LE	2:40.66 q
36.96	1:17.90	1:59.41	2:40.66
4 Gambardella, Angela J	17	SOCO-CT	2:40.69 q
36.10	1:17.30	1:59.50	2:40.69

5 Denny, Britney L	15	CGBD-VA	2:40.93 q
38.02	1:18.22	1:59.76	2:40.93
6 Elliott, Dakota L	19	PEAQ-AM	2:41.80 q
36.27	1:17.11	1:58.96	2:41.80
7 Milio, Theresa A	17	NYSA-MR	2:42.28 q
36.89	1:18.02	2:00.45	2:42.28
8 Gaguzis, Peri S	14	KW-AM	2:42.70 q
37.09	1:18.58	2:00.99	2:42.70
9 Panitz, Josephine H	17	EAST-MR	2:42.81 q
36.09	1:17.13	1:59.49	2:42.81
10 Draganosky, Taylor E	19	UDEL-MA	2:43.10 q
36.71	1:17.92	2:00.17	2:43.10
11 Pash, Jaclyn D	21	FAST-LE	2:43.51 q
38.14	1:19.74	2:01.57	2:43.51
*12 Robb, Jamyson G	17	CCS-LE	2:43.69 q
37.07	1:18.86	2:01.16	2:43.69
*12 Qi, Wandi	15	UN-02-NJ	2:43.69 q
35.80	1:16.94	2:00.07	2:43.69
14 Lochridge, Anne E	20	FAST-LE	2:43.74 q
38.99	1:20.60	2:03.25	2:43.74
15 Stewart-Bates, Sylvia E	17	LES-D-LE	2:44.28 q
37.63	1:19.33	2:01.18	2:44.28
16 Detwiler, Tatum E	18	UN-01-AM	2:44.47 q
36.10	1:18.95	2:00.96	2:44.47
17 Wharton, Allyson M	20	FAST-LE	2:44.62 q
36.68	1:18.35	2:01.50	2:44.62
18 Nagle, Mia A	15	FAST-LE	2:44.67 q
37.19	1:19.20	2:02.21	2:44.67
19 Sargent, Savannah R	18	IA-MR	2:44.81 q
38.49	1:19.84	2:02.58	2:44.81
20 Wu, Dora M	17	FISH-PV	2:45.22 q
36.28	1:18.97	2:01.88	2:45.22
21 Clark, Brooke-lynn F	15	CGBD-VA	2:45.41 q
38.02	1:19.24	2:02.32	2:45.41
22 Derby, Ella M	15	KING-NE	2:45.45 q
37.83	1:20.44	2:02.61	2:45.45
23 Lee, Megan C	15	WEST-MR	2:45.81 q
37.73	1:20.24	2:02.94	2:45.81
24 Chen, Isabella R	17	CAT-NJ	2:45.91 q
37.86	1:19.10	2:01.90	2:45.91
25 Frick, Olivia N	14	CAC-MD	2:45.99
37.44	1:19.66	2:02.01	2:45.99
26 Menzer, Emma G	18	DST-MA	2:46.08
37.07	1:18.80	2:01.75	2:46.08
27 Ellington, Ann C	15	CGBD-VA	2:46.13
37.88	1:20.01	2:02.81	2:46.13
28 McCarty, Sophia R	16	DR-OH	2:46.26
37.23	1:19.50	2:02.54	2:46.26
29 Grau, Mckenzie N	17	RAYS-OH	2:46.27
37.05	1:19.15	2:02.23	2:46.27
30 Xie, Cynthia J	16	ABF-NE	2:46.65
38.00	1:19.90	2:02.74	2:46.65



2019 Futures Championships (Geneva, Ohio) - 8/1/2019 to 8/4/2019

Results

Preliminaries ... (Event 19 Women 200 LC Meter Breaststroke)

Name	Age	Team	Prelim Time
31 Liu, Stephanie M	16	WEST-MR	2:46.83
37.91	1:20.76	2:04.03	2:46.83
32 Stark, Maryclaire	17	PWRS-AM	2:46.85
36.91	1:18.66	2:02.17	2:46.85
33 Humby, Jessica L	15	STAR-NI	2:46.87
37.96	1:20.76	2:05.03	2:46.87
34 Salmon, Jessica M	18	CPP-AD	2:46.90
36.86	1:19.84	2:03.75	2:46.90
35 Sanchez-Hegarty, Carlee S	18	CAT-NJ	2:47.28
37.96	1:19.66	2:04.17	2:47.28
36 Sunderhauf, Skylar L	16	FISH-PV	2:47.34
38.36	1:21.14	2:04.36	2:47.34
37 Spencer, Paige E	15	PHX-NE	2:47.43
36.50	1:18.50	2:01.77	2:47.43
38 Berzanski, Ava L	17	JW-MA	2:47.46
37.82	1:19.78	2:02.56	2:47.46
39 Schoenlein, Megan E	13	RAYS-OH	2:47.56
36.61	1:20.20	2:04.37	2:47.56
40 Franks, Ava L	17	EAST-MR	2:47.79
36.23	1:17.27	2:01.82	2:47.79
41 Brattoli, Ariana V	16	EAST-MR	2:47.82
36.86	1:19.56	2:03.57	2:47.82
42 Sage, Britney L	17	OSSC-OH	2:47.91
37.56	1:20.77	2:03.75	2:47.91
43 Hargraves, Hannah R	17	MAC-MD	2:48.02
39.68	1:22.67	2:04.99	2:48.02
44 Long, Lauren E	16	BWST-PV	2:48.03
38.40	1:20.45	2:04.29	2:48.03
45 Redman, Emma L	13	FISH-PV	2:48.30
38.23	1:20.77	2:04.30	2:48.30
46 Benavides, Hannah L	16	CAC-CT	2:48.38
37.13	1:19.63	2:03.54	2:48.38
47 Baker, Leah H	18	MOON-AM	2:48.51
37.43	1:21.04	2:04.43	2:48.51
48 Lillis, Erin K	18	MAC-MD	2:48.54
37.65	1:19.67	2:03.25	2:48.54
49 Deangelis, Ava I	16	KING-NE	2:48.55
38.07	1:21.64	2:04.65	2:48.55
50 Routzahn, Sophia M	15	FAST-MD	2:48.62
36.65	1:18.68	2:03.48	2:48.62
51 Howe, Alicia G	17	UASC-OH	2:48.84
37.59	1:19.06	2:03.93	2:48.84
52 Fritz, Madison L	16	NPAC-MA	2:49.45
37.87	1:21.26	2:05.59	2:49.45
53 Quel, Yana E	17	PHX-NE	2:49.64
39.08	1:22.30	2:05.53	2:49.64
54 Toncheva, Yulia	22	UN-01-LE	2:49.79
38.63	1:22.61	2:07.40	2:49.79
55 Bucklew, Samantha L	16	TIDE-VA	2:49.87
37.64	1:20.91	2:04.97	2:49.87
56 Hosking, Sarah O	16	UN-09-MA	2:50.10
38.60	1:21.69	2:05.10	2:50.10

57 Barragate, Annabella	16	BBA-LE	2:50.20
37.57	1:21.28	2:05.63	2:50.20
58 Hughes, Rachel M	20	MARA-WV	2:50.67
38.09	1:22.10	2:06.10	2:50.67
59 Lamoureux, Brooke M	18	TIDE-VA	2:50.88
37.08	1:19.36	2:04.89	2:50.88
60 Kuhn, Erin E	21	DUQU-AM	2:50.98
38.38	1:20.79	2:05.61	2:50.98
61 Edge, Olivia N	16	DR-OH	2:50.99
37.75	1:20.98	2:04.90	2:50.99
62 Sadvoska, Olena	15	CSI-LE	2:51.01
38.62	1:21.53	2:07.28	2:51.01
63 Larkin, Ava R	15	ABF-NE	2:51.30
37.95	1:21.72	2:05.92	2:51.30
64 Li, Jessey Y	15	RAYS-OH	2:51.50
38.82	1:22.89	2:07.84	2:51.50
65 Zachary, Kristina J	16	ECAT-VA	2:51.71
39.07	1:22.12	2:06.41	2:51.71
66 Graham, Catherine M	16	NDAC-MR	2:52.35
37.18	1:21.47	2:05.93	2:52.35
67 Lewis, Maya M	16	CCS-LE	2:53.33
39.32	1:22.45	2:53.33	2:53.33
68 Shao, Sophie W	14	KW-AM	2:53.69
38.52	1:23.02	2:07.73	2:53.69
69 Jones, Graeleigh E	16	PHX-NE	2:55.76
39.99	1:23.98	2:10.03	2:55.76
70 Abild, Sydney C	14	ABF-NE	2:56.73
38.81	1:23.52	2:09.13	2:56.73
71 Witkop, Kaitlin E	16	ESC-NE	2:57.04
39.59	1:23.42	2:09.63	2:57.04
72 Knoller, Maya Lily L	14	MCSC-NJ	2:58.91
39.09	1:23.68	2:10.92	2:58.91

Event 20 Men 200 LC Meter Breaststroke

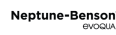
Pool Record: 2:17.15 ! 3/31/2016 Jacob R Foster

2:17.89 OT Olympic Trials

2:18.09 NAT 2019 National

2:23.29 JR Junior National

Name	Age	Team	Finals Time
A - Final			
1 Portmann, Jack R	21	CM-WV	2:21.73 JR
32.07	1:08.02	1:44.76	2:21.73
2 Chen, Jerry Z	18	ANSC-AM	2:22.11 JR
31.69	1:07.26	1:43.87	2:22.11
3 Diangelo, Nicholas A	17	RAYS-OH	2:22.43 JR
31.87	1:08.13	1:45.10	2:22.43
4 Cyr, Tindar M	19	PRIN-NJ	2:23.15 JR
32.36	1:08.36	1:45.12	2:23.15
*5 Wang, Eric	18	CAT-NJ	2:23.92
32.13	1:09.15	1:48.25	2:23.92
*5 Haddad, Sam T	16	PVAA-NE	2:23.92
32.28	1:08.52	1:45.85	2:23.92
7 Holty, Nathan A	17	DR-OH	2:23.98
32.54	1:08.55	1:46.16	2:23.98



2019 Futures Championships (Geneva, Ohio) - 8/1/2019 to 8/4/2019

Results

A - Final ... (Event 20 Men 200 LC Meter Breaststroke)

Name	Age	Team	Finals Time
8 Kelly, John G	16	EAST-MR	2:24.15
31.65	1:07.63	1:45.68	2:24.15

B - Final

9 Edge, James D	15	DR-OH	2:24.06
33.21	1:09.62	1:47.01	2:24.06
10 House, Thomas J	15	DR-OH	2:24.12
32.39	1:09.16	1:47.09	2:24.12
11 Wilmore, Aaron L	16	DST-MA	2:24.27
33.16	1:09.53	1:46.11	2:24.27
12 Venci, Charles P	17	SOLO-NE	2:24.34
33.17	1:09.66	1:47.16	2:24.34
13 Sandner, Michael	18	DR-OH	2:24.67
33.00	1:09.54	1:47.37	2:24.67
14 Krusinski, Jack W	19	CSI-LE	2:24.91
32.82	1:09.92	1:47.52	2:24.91
15 Nolan, Richard G	18	WRAT-CT	2:25.39
32.27	1:09.14	1:47.90	2:25.39
16 Yan, James Y	17	XCEL-NJ	2:27.04
33.39	1:10.64	1:48.40	2:27.04

C - Final

17 Simmons, Shayne K	17	RAC-CT	2:23.08	JR
32.24	1:08.40	1:45.46	2:23.08	
18 Dragan, Paul G	17	JW-MA	2:24.67	
32.38	1:08.85	1:45.91	2:24.67	
19 Etter, Jackson L	22	NLAC-MA	2:25.10	
32.54	1:09.30	1:47.03	2:25.10	
20 Hogan, Ryan B	16	SOLO-NE	2:25.22	
33.14	1:10.77	1:48.00	2:25.22	
21 Allen, Jason G	17	DR-OH	2:25.50	
33.01	1:09.56	1:47.50	2:25.50	
22 Do, Aiken T	15	FISH-PV	2:25.83	
33.12	1:09.78	1:47.32	2:25.83	
23 Metelmann, Tor P	16	CRA-NE	2:27.35	
32.52	1:09.09	1:48.03	2:27.35	
24 Zhu, Aaron Y	16	SOLO-NE	2:30.00	
32.92	1:10.74	1:49.76	2:30.00	

Event 20 Men 200 LC Meter Breaststroke

Pool Record: 2:17.15 ! 3/31/2016 Jacob R Foster

2:17.89 OT Olympic Trials

2:18.09 NAT 2019 National

2:23.29 JR Junior National

Name	Age	Team	Prelim Time	
Preliminaries				
1 Portmann, Jack R	21	CM-WV	2:21.25	qJR
32.59	1:08.55	1:44.34	2:21.25	
2 Cyr, Tindar M	19	PRIN-NJ	2:22.85	qJR
32.18	1:08.21	1:45.05	2:22.85	
3 Holty, Nathan A	17	DR-OH	2:24.33	q
32.66	1:08.94	1:46.14	2:24.33	

4 Diangelo, Nicholas A	17	RAYS-OH	2:24.36	q
32.74	1:08.68	1:46.69	2:24.36	
5 Kelly, John G	16	EAST-MR	2:24.45	q
32.09	1:08.75	1:45.81	2:24.45	
6 Haddad, Sam T	16	PVAA-NE	2:24.88	q
32.85	1:09.08	1:46.65	2:24.88	
7 Wang, Eric	18	CAT-NJ	2:24.97	q
32.94	1:10.14	1:49.11	2:24.97	
8 Chen, Jerry Z	18	ANSC-AM	2:25.05	q
32.61	1:09.43	1:46.58	2:25.05	
9 Venci, Charles P	17	SOLO-NE	2:25.48	q
33.71	1:10.77	1:48.34	2:25.48	
10 Wilmore, Aaron L	16	DST-MA	2:25.64	q
33.20	1:08.90	1:46.62	2:25.64	
11 House, Thomas J	15	DR-OH	2:25.71	q
33.04	1:09.99	1:47.73	2:25.71	
12 Krusinski, Jack W	19	CSI-LE	2:25.97	q
32.90	1:10.14	1:47.84	2:25.97	
13 Nolan, Richard G	18	WRAT-CT	2:25.99	q
32.02	1:09.45	1:47.03	2:25.99	
14 Yan, James Y	17	XCEL-NJ	2:26.20	q
33.74	1:11.54	1:47.99	2:26.20	
15 Sandner, Michael	18	DR-OH	2:26.23	q
32.92	1:10.22	1:47.61	2:26.23	
16 Edge, James D	15	DR-OH	2:26.30	q
33.80	1:10.96	1:48.88	2:26.30	
17 Etter, Jackson L	22	NLAC-MA	2:26.31	q
32.70	1:10.01	1:47.90	2:26.31	
18 Hogan, Ryan B	16	SOLO-NE	2:26.35	q
33.42	1:11.18	1:49.00	2:26.35	
19 Metelmann, Tor P	16	CRA-NE	2:26.86	q
33.27	1:10.06	1:47.87	2:26.86	
20 Dragan, Paul G	17	JW-MA	2:26.94	q
32.82	1:09.81	1:47.94	2:26.94	
21 Allen, Jason G	17	DR-OH	2:26.99	q
32.90	1:09.90	1:48.11	2:26.99	
22 Do, Aiken T	15	FISH-PV	2:27.04	q
33.13	1:10.74	1:48.52	2:27.04	
23 Simmons, Shayne K	17	RAC-CT	2:27.16	q
32.66	1:09.75	1:47.23	2:27.16	
24 Zhu, Aaron Y	16	SOLO-NE	2:27.18	q
32.80	1:09.93	1:48.04	2:27.18	
25 Artis, Jack M	17	SJAC-MA	2:27.32	
33.13	1:11.50	1:49.16	2:27.32	
26 Daccache, Anthony P	17	WRAT-CT	2:27.55	
33.84	1:12.00	1:49.35	2:27.55	
27 Chapman, Thomas C	18	VICT-NI	2:28.18	
33.64	1:11.34	1:49.22	2:28.18	
28 Clough, Andrew J	16	STAR-NI	2:28.29	
32.00	1:09.48	1:48.37	2:28.29	
29 Isayiw, Luke O	18	MAS-MD	2:28.42	
33.20	1:10.63	1:49.06	2:28.42	



2019 Futures Championships (Geneva, Ohio) - 8/1/2019 to 8/4/2019

Results

Preliminaries ... (Event 20 Men 200 LC Meter Breaststroke)

Name	Age	Team	Prelim Time
30 Smith, Ian M	17	USA-OH	2:28.93
33.46	1:12.37	1:49.80	2:28.93
31 Miagkov, Ignat A	18	FISH-PV	2:29.01
34.09	1:11.55	1:49.69	2:29.01
32 Basista, Noah T	18	PS-LE	2:29.07
31.72	1:10.08	1:49.17	2:29.07
33 Tuckerman, Caleb S	18	HEAT-LE	2:29.43
33.62	1:10.97	1:49.17	2:29.43
*34 Hardart, Max	15	BAD-MR	2:29.58
33.28	1:11.36	1:49.90	2:29.58
*34 Baytin, Daniel	13	XCEL-NJ	2:29.58
35.36	1:13.68	1:51.42	2:29.58
36 Lacore, Patrick K	19	NAVY-MD	2:29.80
33.82	1:11.45	1:49.85	2:29.80
37 James, Reno M	17	DCST-OH	2:29.89
32.95	1:10.38	1:50.05	2:29.89
38 Minassian, Nareg	15	CRIM-NE	2:29.97
33.51	1:11.17	1:50.41	2:29.97
39 McCurdy, Alexander P	19	BGSC-NE	2:30.12
34.85	1:13.32	1:51.90	2:30.12
40 Crimi, Patrick C	17	NYSA-MR	2:30.28
33.46	1:11.25	1:50.17	2:30.28
41 Schultz, Nicholas J	17	UN-01-NI	2:30.48
33.32	1:10.87	1:51.03	2:30.48
42 Gozdan, Michael G	16	JW-MA	2:30.81
34.23	1:12.28	1:51.46	2:30.81
43 Gryski, Benjamin M	20	BWST-PV	2:30.87
34.06	1:11.72	1:51.07	2:30.87
44 Brooks, Ben V	20	CM-WV	2:31.45
34.26	1:11.57	1:51.12	2:31.45
45 McCarran, Jacob R	16	ANSC-AM	2:31.46
34.30	1:12.47	1:50.88	2:31.46
46 Clark, Nicholas M	16	NPAC-MA	2:31.51
33.99	1:11.50	1:51.28	2:31.51
47 Brown, Connor B	16	CSI-LE	2:31.53
33.27	1:11.21	1:50.71	2:31.53
48 Muench, Cooper D	16	CGBD-VA	2:31.65
34.10	1:12.22	1:52.17	2:31.65
49 Gray, Matthew J	16	RAD-MA	2:31.81
33.66	1:12.31	1:51.55	2:31.81
50 Holcroft, Ethan J	19	UDEL-MA	2:31.90
33.49	1:11.70	1:50.66	2:31.90
51 Murphey, Theodore R	17	PWRS-AM	2:32.35
34.44	1:13.04	1:52.98	2:32.35
52 Lovejoy, Samuel M	18	SOCO-CT	2:32.45
34.37	1:12.38	1:51.67	2:32.45
53 Tomasic, Zachary N	18	MOON-AM	2:32.46
33.33	1:11.24	1:50.63	2:32.46
54 Barrows, Nicholas W	16	CGBD-VA	2:32.76
34.66	1:13.15	1:53.80	2:32.76
55 Nguyen, Derek	19	EST-MD	2:32.94
33.48	1:12.03	1:52.50	2:32.94

56 Johnson, Blake C	16	ODAC-VA	2:32.96
34.56	1:14.05	1:52.40	2:32.96
57 Degodny, Eric H	17	NPAC-MA	2:32.97
33.71	1:12.33	1:52.02	2:32.97
58 Rine, Michael S	15	DR-OH	2:33.57
34.39	1:12.13	1:51.46	2:33.57
59 Pomroy, Mason P	17	PHX-NE	2:33.90
32.34	1:10.78	1:51.05	2:33.90
*60 Kim, Jeremy Y	17	SCAR-NJ	2:34.37
35.78	1:15.20	1:55.19	2:34.37
*60 Meyer, Jacob C	17	UASC-OH	2:34.37
31.20	1:08.35	1:50.44	2:34.37
62 Austin, Oliver E	17	GMA-NE	2:34.59
33.54	1:12.80	1:52.56	2:34.59
63 Zhang, Michael G	15	DRAG-PV	2:34.79
34.02	1:13.80	1:53.41	2:34.79
64 Elsrod, William S	17	OSSC-OH	2:34.87
34.45	1:13.33	1:55.39	2:34.87
65 Dressler, Michael D	18	MAC-MD	2:35.04
34.75	1:13.99	1:54.51	2:35.04
66 Spekis, Robert E	18	BVSC-AM	2:35.09
33.97	1:12.88	1:53.21	2:35.09
67 Vasconcellos, Ricardo J	18	MCSC-NJ	2:35.80
32.43	1:11.89	1:52.93	2:35.80
68 Hotaling, Kaleb B	18	CPP-AD	2:35.95
34.47	1:14.02	1:56.33	2:35.95
69 Butera, John L	14	BGSC-NE	2:38.22
36.62	1:16.67	2:38.22	2:38.22
70 Thomas, Williams E	17	RAD-MA	2:38.67
36.88	1:17.12	1:58.25	2:38.67
71 Stanley, Matthew B	19	CAC-CT	2:39.28
35.61	1:14.98	1:57.22	2:39.28
72 Jin, Yubo	16	PHX-NE	2:41.79
36.79	1:17.47	2:00.04	2:41.79
73 Venit, John	21	PAC-PV	2:43.37
30.51	1:06.85	1:57.65	2:43.37
74 Park, Tate J	16	PCAC-MA	2:45.96
36.20	1:17.78	2:01.69	2:45.96
75 Keane, Spencer I	18	OSSC-OH	2:47.59
35.03	1:16.58	2:02.82	2:47.59
--- Yu, Alan	17	DRAG-PV	DFS
Declared false start			
--- Nesbitt, Blake D	17	BLUE-MA	NS

Event 21 Women 100 LC Meter Backstroke

Pool Record: 1:02.94 ! 3/23/2013 Hannah Stevens

1:02.69 OT Olympic Trials

1:02.99 NAT 2019 National

1:04.39 JR Junior National

Name	Age	Team	Finals Time
A - Final			
1 Buerger, Victoria H	17	ANSC-AM	1:02.97 NAT
30.40	1:02.97		



2019 Futures Championships (Geneva, Ohio) - 8/1/2019 to 8/4/2019

Results

A - Final ... (Event 21 Women 100 LC Meter Backstroke)

Name	Age	Team	Finals Time	
2 Korbly, Isabella A	16	PSC-NE	1:03.17	JR
30.60	1:03.17			
3 Hart, Crile E	20	CSI-LE	1:03.84	JR
31.03	1:03.84			
4 Brinton, Emma E	20	DUQU-AM	1:04.10	JR
31.12	1:04.10			
5 Lynch, Kathleen M	20	PEAQ-AM	1:04.16	JR
31.17	1:04.16			
6 Johnston, Sabrina K	15	BGNW-MR	1:04.34	JR
31.02	1:04.34			
7 Aylmer, Lauren	17	NYSA-MR	1:04.43	
31.18	1:04.43			
8 Brust, Gabrielle L	17	PHST-OH	1:05.53	
31.96	1:05.53			

B - Final

9 Huddleston, Riley B	15	UASC-OH	1:04.84	
31.71	1:04.84			
10 Cooper, Lauren M	19	FAST-LE	1:04.85	
31.43	1:04.85			
11 Duncan, Abigail J	17	MLAC-AM	1:05.06	
31.42	1:05.06			
12 Weaverling, Catherine A	16	DST-MA	1:05.23	
31.73	1:05.23			
13 Charlat, Jenna C	15	PHX-NE	1:05.55	
32.28	1:05.55			
14 Fenska, Allison P	16	JW-MA	1:05.70	
31.29	1:05.70			
15 Verkleeren, Sophia A	16	KRKN-NI	1:05.86	
31.92	1:05.86			
16 Clements, Emily E	17	PHX-NE	1:06.02	
32.69	1:06.02			

C - Final

17 Mendonca, Kayla M	16	SOCO-CT	1:05.22	
31.31	1:05.22			
18 Bugel, Talia M	14	RXA-AM	1:05.25	
32.16	1:05.25			
19 Thomas, Elizabeth C	15	KW-AM	1:05.74	
32.12	1:05.74			
20 Mahoney, Caroline E	17	CMA-ME	1:05.89	
31.82	1:05.89			
21 Wang, Emily	14	MCSC-NJ	1:05.90	
31.86	1:05.90			
22 Murphy, Janine A	15	CCS-LE	1:06.14	
32.31	1:06.14			
23 Pisano, Olivia C	15	HEAT-LE	1:06.36	
32.17	1:06.36			
24 Dong, Yunfan	18	CPP-AD	1:06.60	
32.64	1:06.60			

Event 21 Women 100 LC Meter Backstroke

Pool Record: 1:02.94 ! 3/23/2013 Hannah Stevens
 1:02.69 OT Olympic Trials
 1:02.99 NAT 2019 National
 1:04.39 JR Junior National

Name	Age	Team	Prelim Time	
Preliminaries				
1 Buerger, Victoria H	17	ANSC-AM	1:03.22	qJR
30.51	1:03.22			
2 Korbly, Isabella A	16	PSC-NE	1:03.74	qJR
30.72	1:03.74			
3 Hart, Crile E	20	CSI-LE	1:04.76	q
31.77	1:04.76			
4 Johnston, Sabrina K	15	BGNW-MR	1:04.77	q
31.24	1:04.77			
5 Aylmer, Lauren	17	NYSA-MR	1:04.97	q
31.49	1:04.97			
6 Lynch, Kathleen M	20	PEAQ-AM	1:05.23	q
31.70	1:05.23			
*7 Brinton, Emma E	20	DUQU-AM	1:05.29	q
31.66	1:05.29			
*7 Brust, Gabrielle L	17	PHST-OH	1:05.29	q
31.45	1:05.29			
9 Duncan, Abigail J	17	MLAC-AM	1:05.51	q
31.54	1:05.51			
10 Weaverling, Catherine A	16	DST-MA	1:05.64	q
32.14	1:05.64			
11 Fenska, Allison P	16	JW-MA	1:05.65	q
31.86	1:05.65			
12 Charlat, Jenna C	15	PHX-NE	1:05.66	q
32.39	1:05.66			
13 Clements, Emily E	17	PHX-NE	1:05.73	q
31.97	1:05.73			
14 Cooper, Lauren M	19	FAST-LE	1:05.77	q
32.43	1:05.77			
15 Huddleston, Riley B	15	UASC-OH	1:05.78	q
31.61	1:05.78			
16 Verkleeren, Sophia A	16	KRKN-NI	1:05.79	q
32.24	1:05.79			
17 Thomas, Elizabeth C	15	KW-AM	1:05.81	q
32.18	1:05.81			
18 Bugel, Talia M	14	RXA-AM	1:05.97	q
32.49	1:05.97			
19 Mahoney, Caroline E	17	CMA-ME	1:05.99	q
31.92	1:05.99			
20 Pisano, Olivia C	15	HEAT-LE	1:06.04	q
32.01	1:06.04			
21 Murphy, Janine A	15	CCS-LE	1:06.06	q
32.35	1:06.06			
22 Wang, Emily	14	MCSC-NJ	1:06.21	q
32.01	1:06.21			



2019 Futures Championships (Geneva, Ohio) - 8/1/2019 to 8/4/2019

Results

Preliminaries ... (Event 21 Women 100 LC Meter Backstroke)

Name	Age	Team	Prelim Time	
*23 Mendonca, Kayla M	16	SOCO-CT	1:06.27	q
32.33			1:06.27	
*23 Dong, Yunfan	18	CPP-AD	1:06.27	q
33.03			1:06.27	
25 Ren, Ginger	17	CRIM-NE	1:06.28	
31.86			1:06.28	
26 Scholer, Haley N	16	PCAC-MA	1:06.30	
31.93			1:06.30	
27 Muldoon, Devon P	16	CAT-NJ	1:06.32	
32.27			1:06.32	
28 Taylor, Hayley S	16	MAC-MD	1:06.39	
32.42			1:06.39	
29 Rodriguez, Sydney M	15	SCAR-NJ	1:06.43	
32.20			1:06.43	
30 Swearingen, Macey L	16	OSSC-OH	1:06.45	
31.70			1:06.45	
31 Elms, Gaike L	19	EAST-MR	1:06.46	
32.62			1:06.46	
32 Roemer, Samantha N	16	UN-02-NI	1:06.50	
32.58			1:06.50	
*33 Vasquez, Emily	17	SCAR-NJ	1:06.73	
32.05			1:06.73	
*33 Debaecke, Sydney E	15	DST-MA	1:06.73	
32.31			1:06.73	
*33 Sorbello, Sydney G	16	DELM-AD	1:06.73	
32.01			1:06.73	
*33 Rotenberg, Mary H	16	EAST-MR	1:06.73	
31.84			1:06.73	
37 Waggoner, Madeline M	14	JW-MA	1:06.79	
31.96			1:06.79	
38 Novinskiy, Victoria S	15	ESC-NE	1:06.81	
32.28			1:06.81	
39 Trolle, Camilla O	16	XCEL-NJ	1:06.82	
32.76			1:06.82	
*40 Moeykens, Riley S	16	KING-NE	1:06.90	
32.19			1:06.90	
*40 Dorish, Madeline E	17	RXA-AM	1:06.90	
32.36			1:06.90	
42 Knepper, Sophie N	16	TIDE-VA	1:06.96	
32.55			1:06.96	
*43 Yablonski, Ava E	15	MWYS-NE	1:07.07	
32.23			1:07.07	
*43 Latimer, Mia	14	RAYS-OH	1:07.07	
32.36			1:07.07	
45 Susec, Abigail D	16	RAYS-OH	1:07.15	
32.74			1:07.15	
46 Routh, Hannah R	15	OSSC-OH	1:07.19	
33.21			1:07.19	
47 Maholic, Megan E	15	PWRS-AM	1:07.22	
32.27			1:07.22	

48 Borowski, Ava M	15	NYSA-MR	1:07.30
32.71			1:07.30
49 Lee, Susie	13	SCAR-NJ	1:07.31
32.39			1:07.31
50 Watts, Courtney M	13	FISH-PV	1:07.37
32.43			1:07.37
*51 Wetzel, Lauren E	16	MAC-MD	1:07.41
32.86			1:07.41
*51 Hunter, Esme C	17	WRAT-CT	1:07.41
32.47			1:07.41
53 Cassily, Sophie E	16	PHX-NE	1:07.45
32.44			1:07.45
54 Earley, Cristin M	16	HMST-CT	1:07.46
32.63			1:07.46
55 Duffy, Kayleigh A	14	TIDE-VA	1:07.47
32.88			1:07.47
56 Hagberg, Madison E	15	OAK-CT	1:07.48
32.78			1:07.48
57 Miller, Grace E	17	MCSC-NJ	1:07.60
32.76			1:07.60
58 Bendokas, Tessa	14	NJRC-NJ	1:07.61
32.41			1:07.61
59 Reber, Lucy P	15	HEAT-LE	1:07.66
32.82			1:07.66
60 Szuromi, Erin P	16	PACK-NI	1:07.70
32.74			1:07.70
61 Adams, Grace C	16	UN-01-MR	1:07.72
32.56			1:07.72
62 Dewitt, Mackenzie D	16	HEAT-LE	1:07.78
32.25			1:07.78
63 Holmes, Caroline O	17	PHST-OH	1:07.93
33.31			1:07.93
64 Livingston, Olivia M	17	JCCS-AM	1:07.99
32.89			1:07.99
*65 Ross, Leia	18	KW-AM	1:08.02
32.60			1:08.02
*65 Griffith, Abbie M	16	LESD-LE	1:08.02
32.56			1:08.02
67 Harrison, Tristan T	16	CGBD-VA	1:08.04
32.62			1:08.04
68 Ward, Trinity M	18	MLAC-AM	1:08.08
32.88			1:08.08
69 Karp, Sienna A	14	ASA-PV	1:08.17
32.75			1:08.17
*70 Leen, Alana J	13	CRA-NE	1:08.20
32.74			1:08.20
*70 Panaroni, Emma L	16	SOCO-CT	1:08.20
33.27			1:08.20
72 Kollevoll, Jenna	17	SRAY-NJ	1:08.23
33.22			1:08.23
*73 Klein, Mikayla	17	EAST-MR	1:08.25
32.84			1:08.25
*73 Bunstine, Riley L	16	PHST-OH	1:08.25
32.79			1:08.25



2019 Futures Championships (Geneva, Ohio) - 8/1/2019 to 8/4/2019

Results

Preliminaries ... (Event 21 Women 100 LC Meter Backstroke)

Name	Age	Team	Prelim Time
75 Trettel, Baily R	16	RXA-AM	1:08.32
			33.02 1:08.32
76 Moon, Zoe S	17	BAD-MR	1:08.39
			33.17 1:08.39
77 Pryne, Jessica L	17	UN-03-MR	1:08.42
			33.08 1:08.42
78 Noll, Emily R	15	ASA-PV	1:08.50
			32.54 1:08.50
79 Pryne, Jenna M	15	UN-03-MR	1:08.51
			33.10 1:08.51
80 Naccarella, Maria E	17	WEBS-NI	1:08.76
			32.29 1:08.76
81 Crowley, Tahlia A	15	BEAR-CT	1:08.80
			33.43 1:08.80
82 Robb, Jamyson G	17	CCS-LE	1:08.93
			32.87 1:08.93
83 Glosson, Grace M	17	RAYS-OH	1:09.16
			33.19 1:09.16
84 Cooper, Kelsey M	15	USA-OH	1:09.18
			34.03 1:09.18
85 Sands, Wynter C	17	SOLO-NE	1:09.28
			32.85 1:09.28
86 Epes, Ella M	15	757-VA	1:09.29
			34.22 1:09.29
87 Panizzi, Natalia S	15	MOON-AM	1:09.32
			33.38 1:09.32
88 Vanbourgondien, Katherine L	17	TIDE-VA	1:09.40
			33.07 1:09.40
89 Patterson, Innocende R	16	MOON-AM	1:09.50
			32.90 1:09.50
90 Keating, Bronwyn T	19	ODAC-VA	1:09.74
			33.13 1:09.74
*91 Stewart, Olivia N	17	BGSC-NE	1:10.09
			34.50 1:10.09
*91 Philbrick, Olivia L	15	UN-02-LE	1:10.09
			33.93 1:10.09
93 Jogani, Elizabeth P	21	UDEL-MA	1:10.13
			33.98 1:10.13
94 Rogers, Molly A	15	FAST-LE	1:10.16
			34.25 1:10.16
95 Carmazzi, Brittney A	16	PRA-AM	1:10.21
			34.58 1:10.21
96 Riddle, Grace P	18	GCST-OH	1:10.27
			34.06 1:10.27
*97 Wilson, Emma M	18	UN-02-AM	1:10.46
			33.90 1:10.46
*97 Kenney, Claire E	17	CSI-LE	1:10.46
			34.39 1:10.46
99 Gillan, Sierra P	15	NYSA-MR	1:10.51
			33.55 1:10.51
100 Gable, Isabella G	19	DR-OH	1:11.58
			33.81 1:11.58

101 Best, Jordan E	15	MAC-MD	1:11.90
			34.43 1:11.90
102 Kelly, Madison M	17	LSSC-LE	1:12.04
			34.43 1:12.04
103 Snyder, Savannah M	17	LAC-MA	1:12.33
			34.98 1:12.33
104 Sage, Britney L	17	OSSC-OH	1:12.87
			34.97 1:12.87
105 Ziegler, Anna Ray	18	OSSC-OH	1:13.53
			36.02 1:13.53
106 Moore, Halle B	16	SOLO-NE	1:13.76
			35.55 1:13.76
--- Scannell, Quinn R	21	BAD-MR	DFS
			Declared false start
--- Panitz, Josephine H	17	EAST-MR	DFS
			Declared false start
--- Stark, Rachel A	21	LSSC-LE	DFS
			Declared false start
--- Milio, Theresa A	17	NYSA-MR	DFS
			Declared false start
--- Striley, Paige V	15	RAYS-OH	DFS
			Declared false start
--- Bartnett, Kelly R	18	SCAR-NJ	NS

Event 22 Men 100 LC Meter Backstroke

Pool Record: 55.55 ! 4/2/2016 Bryce A Bohman

56.59 OT Olympic Trials

56.79 NAT 2019 National

58.79 JR Junior National

Name	Age	Team	Finals Time
A - Final			
1 Saladin, Trayton R	21	CM-WV	56.68 NAT
			27.64 56.68
2 Redmond, Lawrence S	19	NCAP-PV	58.31 JR
			28.22 58.31
3 Whetstone, Clayton C	15	CGBD-VA	58.34 JR
			28.17 58.34
4 Russo, Angelo J	20	CM-WV	58.45 JR
			28.48 58.45
5 Ewing, James T	14	FISH-PV	58.63 JR
			28.46 58.63
6 O'Shea, Christopher M	20	CM-WV	58.79 JR
			28.46 58.79
7 Rucci, David J	18	GPAC-MA	58.83
			28.62 58.83
8 Stoll, Eli C	15	GCST-OH	59.64
			28.72 59.64
B - Final			
9 Galbraith, Jack A	19	UN-05-VA	57.97 JR
			28.52 57.97
10 Elder, Alek R	15	DST-MA	59.20
			28.50 59.20
11 Pierce, Adrien T	16	EAST-MR	59.45
			28.80 59.45



2019 Futures Championships (Geneva, Ohio) - 8/1/2019 to 8/4/2019

Results

B - Final ... (Event 22 Men 100 LC Meter Backstroke)

Name	Age	Team	Finals Time
12 Delisle, Nathan L	14	ABF-NE	59.51
	28.94	59.51	
13 Moore, Jered R	18	UN-03-AM	59.66
	28.47	59.66	
14 Riedel, Alexander R	17	MAC-MD	59.67
	28.90	59.67	
15 Wahl, Alec J	20	WEBS-NI	59.74
	28.95	59.74	
--- Eckerson, Benjamin	16	SRAY-NJ	DQ
Head did not break the surface by 15 meters			
	29.58	DQ	

C - Final

17 Settembrine, Nicholas R	18	MOON-AM	59.30
	29.02	59.30	
18 Deppen, Jack C	16	NPAC-MA	59.54
	29.02	59.54	
19 Riva, Jake T	17	NJB-NJ	59.67
	28.76	59.67	
20 Neff, Ethan L	17	PWRS-AM	59.68
	29.01	59.68	
21 Harlan, Josh W	19	CM-WV	59.75
	29.38	59.75	
22 Fishman, Judd R	20	PEAQ-AM	59.83
	29.21	59.83	
23 Tong, Justin H	17	XCEL-NJ	1:00.19
	29.21	1:00.19	
24 Yburan, Jaeden-hans M	15	CAT-NJ	1:00.30
	29.25	1:00.30	

Event 22 Men 100 LC Meter Backstroke

Pool Record: 55.55 ! 4/2/2016 Bryce A Bohman
 56.59 OT Olympic Trials
 56.79 NAT 2019 National
 58.79 JR Junior National

Name	Age	Team	Prelim Time
Preliminaries			
1 Saladin, Trayton R	21	CM-WV	57.19 qJR
	28.18	57.19	
2 Redmond, Lawrence S	19	NCAP-PV	58.10 qJR
	28.49	58.10	
3 O'Shea, Christopher M	20	CM-WV	58.22 qJR
	28.74	58.22	
4 Ewing, James T	14	FISH-PV	58.36 qJR
	28.48	58.36	
5 Russo, Angelo J	20	CM-WV	58.42 qJR
	28.78	58.42	
6 Whetstone, Clayton C	15	CGBD-VA	58.71 qJR
	28.52	58.71	
7 Rucci, David J	18	GPAC-MA	59.02 q
	28.93	59.02	
8 Stoll, Eli C	15	GCST-OH	59.21 q
	28.45	59.21	

*9 Elder, Alek R	15	DST-MA	59.29 q
	28.41	59.29	
*9 Moore, Jered R	18	UN-03-AM	59.29 q
	28.55	59.29	
11 Galbraith, Jack A	19	UN-05-VA	59.40 q
	29.28	59.40	
12 Eckerson, Benjamin	16	SRAY-NJ	59.53 q
	28.98	59.53	
13 Wahl, Alec J	20	WEBS-NI	59.59 q
	28.94	59.59	
14 Pierce, Adrien T	16	EAST-MR	59.71 q
	28.92	59.71	
15 Delisle, Nathan L	14	ABF-NE	59.73 q
	28.90	59.73	
16 Riedel, Alexander R	17	MAC-MD	59.74 q
	28.63	59.74	
17 Tong, Justin H	17	XCEL-NJ	59.77 q
	29.08	59.77	
18 Riva, Jake T	17	NJB-NJ	59.81 q
	28.53	59.81	
19 Neff, Ethan L	17	PWRS-AM	59.83 q
	28.74	59.83	
20 Deppen, Jack C	16	NPAC-MA	59.92 q
	29.13	59.92	
21 Harlan, Josh W	19	CM-WV	59.97 q
	29.50	59.97	
22 Fishman, Judd R	20	PEAQ-AM	1:00.01 q
	29.18	1:00.01	
*23 Settembrine, Nicholas R	18	MOON-AM	1:00.09 q
	28.74	1:00.09	
*23 Yburan, Jaeden-hans M	15	CAT-NJ	1:00.09 q
	29.26	1:00.09	
25 Twiss, Austin R	18	WRAT-CT	1:00.11
	29.06	1:00.11	
26 Titus, Zachary E	17	PWRS-AM	1:00.13
	29.15	1:00.13	
27 Hurle, Joseph M	17	NYSA-MR	1:00.18
	29.37	1:00.18	
28 Dubey, Mitchell C	15	ABF-NE	1:00.29
	29.50	1:00.29	
29 Rine, Joshua V	20	DR-OH	1:00.36
	28.72	1:00.36	
30 Kiesel, Garrett W	17	EAST-MR	1:00.41
	29.14	1:00.41	
31 Cushman, Timothy P	18	EAST-MR	1:00.45
	29.40	1:00.45	
32 O'Brien, Sam A	16	FISH-PV	1:00.55
	29.34	1:00.55	
33 McEachern, John B	17	CRIM-NE	1:00.56
	29.79	1:00.56	
34 Bogniard, Joshua D	16	NHA-AM	1:00.70
	29.65	1:00.70	



2019 Futures Championships (Geneva, Ohio) - 8/1/2019 to 8/4/2019

Results

Preliminaries ... (Event 22 Men 100 LC Meter Backstroke)

Name	Age	Team	Prelim Time
35 Zhu, Aaron Y	16	SOLO-NE	1:00.73
29.29			1:00.73
36 Yu, Andrew S	15	RAC-CT	1:00.74
29.37			1:00.74
37 Strawn, Brenek E	17	BLUE-MA	1:00.76
28.96			1:00.76
38 Tingley, Aaron R	17	FISH-PV	1:00.81
29.24			1:00.81
39 Elzer, Nathan T	20	PEAQ-AM	1:00.87
29.57			1:00.87
40 Deemer, Samuel K	16	LESD-LE	1:00.88
29.70			1:00.88
41 Marquardt, Matthew D	21	XCEL-NJ	1:00.90
29.47			1:00.90
42 Musaku, Brandon	18	CRIM-NE	1:00.96
29.68			1:00.96
43 Madzy, Joshua D	19	CM-WV	1:00.97
29.88			1:00.97
44 Hart, Zeb E	19	CSI-LE	1:01.02
29.11			1:01.02
45 Campbell, Samuel A	15	DR-OH	1:01.04
46 Liu, Bryan	17	CPP-AD	1:01.07
28.62			1:01.07
47 Leighninger, Ian F	17	DR-OH	1:01.08
29.37			1:01.08
48 Januario, Jack F	16	ESC-NE	1:01.11
29.92			1:01.11
49 Bell, Brandon S	16	SEA-MA	1:01.12
29.24			1:01.12
50 Labich, Noah J	17	ABF-NE	1:01.13
29.79			1:01.13
51 Chimes, Eric C	18	CSI-LE	1:01.17
29.50			1:01.17
52 Thomas, Alec J	19	PWRS-AM	1:01.23
29.89			1:01.23
*53 Horstkamp-Vinekar, Ian T	17	ABF-NE	1:01.32
29.84			1:01.32
*53 Staubi, Kyle A	18	NDAC-MR	1:01.32
29.88			1:01.32
55 Bennici, Charles R	17	MAC-MD	1:01.40
29.68			1:01.40
56 Lilley, Jack A	17	SJAC-MA	1:01.46
29.28			1:01.46
57 Stump, Zachary M	15	DCST-OH	1:01.50
29.60			1:01.50
58 Maldari, Caleb D	14	BGSC-NE	1:01.63
29.66			1:01.63
59 Dressler, Michael D	18	MAC-MD	1:01.66
29.52			1:01.66
60 Huang, Joshua	17	XCEL-NJ	1:01.76
29.30			1:01.76

61 Nesbitt, Blake D	17	BLUE-MA	1:01.92
30.27			1:01.92
62 Rocca, Sean M	18	TAC-VA	1:01.94
30.23			1:01.94
63 Clough, Andrew J	16	STAR-NI	1:01.96
29.88			1:01.96
64 Ludlow, Benjamin L	18	MERC-NI	1:02.18
29.26			1:02.18
65 Coleman, Nathan J	15	ABF-NE	1:02.28
30.12			1:02.28
66 Bushnell, Christopher C	18	SYCH-NI	1:02.46
29.57			1:02.46
67 West, Miles W	18	SRVA-VA	1:02.92
29.88			1:02.92
68 Armbruster, Andrew J	16	NPAC-MA	1:03.00
30.33			1:03.00
69 Wowk, William J	17	RAYS-OH	1:03.18
30.22			1:03.18
70 Crane, Kevin J	17	EAST-MR	1:03.36
30.73			1:03.36
71 Cannon, Ellis G	20	PEAQ-AM	1:03.46
29.48			1:03.46
72 Clough, Michael J	19	STAR-NI	1:03.61
30.93			1:03.61
73 Guilinger, John P	17	MLAC-AM	1:03.62
29.75			1:03.62
74 Harding, Brian D	19	CPP-AD	1:03.77
30.36			1:03.77
75 Lutter, Thomas W	18	LMOR-MA	1:04.41
30.60			1:04.41
76 Gluck, Kyle D	17	CSI-LE	1:04.58
31.09			1:04.58
77 Younger, Cole C	17	CGBD-VA	1:05.00
30.84			1:05.00
78 Matteson, Owen K	16	STAR-NI	1:05.87
31.82			1:05.87
79 Murtha, Micah J	15	LSSC-LE	1:09.27
33.02			1:09.27
--- Venci, Charles P	17	SOLO-NE	DFS
Declared false start			

Event 23 Women 400 LC Meter Freestyle

Pool Record: 4:13.46 ! 3/23/2013 Samantha Cheverton
 4:16.89 OT Olympic Trials
 4:16.89 NAT 2019 National
 4:21.39 JR Junior National

Name	Age	Team	Finals Time
A - Final			
1 Dyjak, Ella S	16	CAC-CT	4:21.53
30.22	1:03.11	1:36.41	2:09.90
2:43.35	3:16.75	3:49.84	4:21.53
2 Travis, Brooke S	19	NCAP-PV	4:21.58
30.44	1:02.88	1:35.70	2:09.12
2:42.62	3:16.25	3:49.68	4:21.58



2019 Futures Championships (Geneva, Ohio) - 8/1/2019 to 8/4/2019

Results

A - Final ... (Event 23 Women 400 LC Meter Freestyle)

Name	Age	Team	Finals Time	
3 Mathieu, Tylor J	18	GRIT-CT	4:22.25	
			30.28	1:03.01
			1:36.30	2:09.72
			2:43.20	3:16.70
			3:49.91	4:22.25
4 Connors, Alexa H	17	KING-NE	4:23.98	
			29.99	1:02.70
			1:35.83	2:09.45
			2:43.40	3:17.21
			3:50.86	4:23.98
5 Geringer, Maya E	17	USA-OH	4:25.51	
			30.27	1:03.16
			1:36.53	2:10.25
			2:44.00	3:18.17
			3:52.36	4:25.51
6 Kalandadze, Anna	18	RAD-MA	4:25.69	
			30.29	1:03.19
			1:36.51	2:10.43
			2:44.45	3:18.55
			3:52.74	4:25.69
7 Reich, Megan A	15	PHX-NE	4:26.44	
			29.90	1:02.31
			1:35.77	2:09.77
			2:44.02	3:18.51
			3:53.11	4:26.44
8 Amuan, Malia T	15	PHX-NE	4:26.96	
			30.05	1:03.20
			1:36.70	2:10.52
			2:44.25	3:18.96
			3:53.29	4:26.96

B - Final

9 Intihar, Elizabeth D	18	BKYS-OH	4:24.38	
			30.97	1:04.10
			1:37.55	2:11.18
			2:44.79	3:18.73
			3:51.89	4:24.38
10 Breiter, Carol-lena P	17	PHX-NE	4:25.99	
			30.22	1:02.66
			1:36.46	2:11.04
			2:44.98	3:19.28
			3:53.42	4:25.99
11 Brennan, Molly	17	PACK-NI	4:26.49	
			30.49	1:03.27
			1:37.03	2:11.01
			2:45.02	3:19.47
			3:54.10	4:26.49
12 Bagnall, Morgan P	15	BULL-CT	4:27.26	
			30.75	1:03.75
			1:37.70	2:11.88
			2:45.88	3:20.73
			3:54.43	4:27.26
13 Mock, Tessa J	16	CCSC-NE	4:27.42	
			31.78	1:05.66
			1:39.20	2:13.45
			2:47.32	3:21.11
			3:54.96	4:27.42
14 Knapp, Sophia K	14	TIDE-VA	4:27.72	
			29.37	1:01.92
			1:35.03	2:09.30
			2:43.63	3:18.37
			3:53.43	4:27.72
15 Hartigan, Madison R	19	EAST-MR	4:28.13	
			30.09	1:02.17
			1:35.56	2:09.76
			2:44.26	3:18.79
			3:53.93	4:28.13
16 Spicer, Leigh K	16	KING-NE	4:33.46	
			30.90	1:04.21
			1:38.42	2:13.41
			2:48.32	3:23.72
			3:59.39	4:33.46

C - Final

17 Reyna, Alexa	13	WEST-MR	4:27.03	
			30.34	1:02.72
			1:35.92	2:09.93
			2:44.43	3:19.04
			3:53.40	4:27.03
18 Bastone, Alexandra A	14	GRYM-CT	4:29.20	
			30.44	1:03.30
			1:37.07	2:11.64
			2:46.08	3:20.94
			3:55.57	4:29.20

19 Hurst, Kate M	13	SCAR-NJ	4:30.14	
			31.01	1:04.38
			1:38.28	2:12.66
			2:47.19	3:21.98
			3:56.39	4:30.14
20 Hamblett, Ava S	15	HMST-CT	4:30.69	
			30.32	1:04.07
			1:38.54	2:13.56
			2:47.97	3:22.84
			3:57.60	4:30.69
21 Weinstein, Claire J	12	WEST-MR	4:31.15	
			31.48	1:05.11
			1:39.50	2:13.79
			2:48.81	3:23.33
			3:57.96	4:31.15
22 Sullivan, Abigail D	17	SOLO-NE	4:31.70	
			31.16	1:04.73
			1:39.29	2:14.26
			2:49.06	3:24.34
			3:58.56	4:31.70
23 Quarin, Elizabeth M	18	DR-OH	4:31.72	
			31.25	1:04.78
			1:39.01	2:13.46
			2:48.04	3:22.91
			3:57.79	4:31.72
24 Kehley, Claire E	15	WRAT-CT	4:44.47	
			32.25	1:07.42
			1:43.48	2:20.20
			2:56.74	3:33.09
			4:09.17	4:44.47

Event 23 Women 400 LC Meter Freestyle

Pool Record: 4:13.46 ! 3/23/2013 Samantha Cheverton
 4:16.89 OT Olympic Trials
 4:16.89 NAT 2019 National
 4:21.39 JR Junior National

Name	Age	Team	Prelim Time	
Preliminaries				
1 Mathieu, Tylor J	18	GRIT-CT	4:23.39 q	
			30.55	1:03.43
			1:37.01	2:10.51
			2:43.82	3:17.20
			3:50.66	4:23.39
2 Dyjak, Ella S	16	CAC-CT	4:23.75 q	
			30.36	1:03.15
			1:36.61	2:10.29
			2:44.14	3:17.81
			3:51.18	4:23.75
3 Travis, Brooke S	19	NCAP-PV	4:24.39 q	
			30.75	1:03.82
			1:37.08	2:11.02
			2:44.23	3:17.99
			3:51.73	4:24.39
4 Connors, Alexa H	17	KING-NE	4:24.62 q	
			29.83	1:02.51
			1:35.21	2:08.77
			2:42.55	3:17.09
			3:51.38	4:24.62
5 Kalandadze, Anna	18	RAD-MA	4:25.64 q	
			29.60	1:01.92
			1:35.09	2:08.67
			2:42.92	3:17.19
			3:52.06	4:25.64
6 Geringer, Maya E	17	USA-OH	4:25.92 q	
			30.52	1:03.29
			1:36.88	2:10.40
			2:44.50	3:18.26
			3:52.75	4:25.92
7 Reich, Megan A	15	PHX-NE	4:26.28 q	
			29.98	1:02.77
			1:35.89	2:10.24
			2:43.97	3:18.66
			3:53.01	4:26.28
8 Amuan, Malia T	15	PHX-NE	4:26.44 q	
			29.96	1:02.79
			1:36.04	2:09.88
			2:43.99	3:18.45
			3:53.22	4:26.44
9 Hartigan, Madison R	19	EAST-MR	4:26.48 q	
			30.77	1:03.47
			1:37.04	2:10.60
			2:44.60	3:18.84
			3:53.35	4:26.48



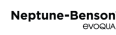
2019 Futures Championships (Geneva, Ohio) - 8/1/2019 to 8/4/2019

Results

Preliminaries ... (Event 23 Women 400 LC Meter Freestyle)

Name	Age	Team	Prelim Time	
10 Breiter, Carol-lena P	17	PHX-NE	4:26.91	q
30.50	1:02.75	1:36.18	2:09.73	
2:44.30	3:18.83	3:53.95	4:26.91	
11 Knapp, Sophia K	14	TIDE-VA	4:27.03	q
29.77	1:01.96	1:35.38	2:09.07	
2:43.55	3:18.22	3:53.31	4:27.03	
12 Intihar, Elizabeth D	18	BKYS-OH	4:27.10	q
31.74	1:05.32	1:39.25	2:13.12	
2:47.40	3:21.52	3:55.17	4:27.10	
13 Lamoureux, Brooke M	20	FAST-LE	4:27.41	q
31.27	1:05.50	1:39.48	2:14.07	
2:47.47	3:21.20	3:54.83	4:27.41	
14 Brennan, Molly	17	PACK-NI	4:28.25	q
31.00	1:04.27	1:38.13	2:12.31	
2:46.01	3:20.31	3:54.53	4:28.25	
15 Mock, Tessa J	16	CCSC-NE	4:28.70	q
30.83	1:04.37	1:38.30	2:12.79	
2:46.90	3:21.13	3:55.14	4:28.70	
16 Spicer, Leigh K	16	KING-NE	4:28.75	q
31.09	1:04.43	1:38.54	2:12.65	
2:46.77	3:21.16	3:55.79	4:28.75	
17 Bagnall, Morgan P	15	BULL-CT	4:28.80	q
31.37	1:05.49	1:39.30	2:14.20	
2:47.41	3:22.05	3:55.88	4:28.80	
18 Bastone, Alexandra A	14	GRYM-CT	4:29.15	q
30.41	1:04.01	1:37.38	2:11.94	
2:45.98	3:20.98	3:55.33	4:29.15	
19 Reyna, Alexa	13	WEST-MR	4:29.23	q
30.69	1:03.60	1:37.32	2:11.28	
2:45.68	3:20.79	3:55.73	4:29.23	
20 Hurst, Kate M	13	SCAR-NJ	4:29.85	q
30.66	1:03.97	1:37.89	2:12.22	
2:46.89	3:21.59	3:56.34	4:29.85	
21 Quarin, Elizabeth M	18	DR-OH	4:29.90	q
31.09	1:04.46	1:38.55	2:12.77	
2:47.27	3:21.74	3:56.18	4:29.90	
22 Kehley, Claire E	15	WRAT-CT	4:29.99	q
30.75	1:04.21	1:38.19	2:12.63	
2:47.57	3:22.21	3:56.27	4:29.99	
*23 Weinstein, Claire J	12	WEST-MR	4:30.63	q
31.62	1:04.88	1:39.31	2:13.46	
2:48.13	3:22.30	3:57.25	4:30.63	
*23 Sullivan, Abigail D	17	SOLO-NE	4:30.63	q
31.75	1:05.18	1:39.43	2:13.57	
2:48.35	3:22.59	3:57.38	4:30.63	
25 Hamblett, Ava S	15	HMST-CT	4:31.05	
30.33	1:04.26	1:38.82	2:13.98	
2:48.99	3:24.24	3:58.75	4:31.05	
26 Waggoner, Alexandra M	16	JW-MA	4:31.27	
30.45	1:04.45	1:38.72	2:14.12	
2:48.52	3:23.62	3:57.45	4:31.27	

27 Stokes, Zoe E	17	XCEL-NJ	4:31.32	
31.61	1:05.11	1:39.67	2:13.92	
2:48.88	3:23.30	3:58.36	4:31.32	
28 Conley, Audrey M	16	DR-OH	4:31.78	
31.44	1:04.92	1:38.91	2:13.43	
2:48.03	3:22.92	3:57.46	4:31.78	
29 Amar, Kate M	18	EAST-MR	4:31.85	
30.89	1:04.80	1:38.88	2:14.01	
2:48.06	3:23.00	3:57.48	4:31.85	
30 Li, Dana Y	14	BGSC-NE	4:31.89	
30.83	1:05.13	1:39.54	2:14.55	
2:48.85	3:23.76	3:58.08	4:31.89	
31 Garner, Hannah P	17	CGBD-VA	4:31.90	
31.63	1:05.64	1:40.28	2:14.49	
2:49.47	3:24.47	3:59.28	4:31.90	
32 Miller, Grace E	17	MCSC-NJ	4:32.20	
31.50	1:05.91	1:40.22	2:15.46	
2:49.73	3:24.46	3:58.68	4:32.20	
33 Lee, Susie	13	SCAR-NJ	4:32.22	
31.09	1:04.97	1:38.84	2:13.44	
2:47.63	3:23.00	3:57.66	4:32.22	
34 Fox, Megan E	15	SEA-MA	4:32.32	
31.18	1:05.23	1:38.91	2:13.63	
2:47.83	3:23.07	3:57.66	4:32.32	
35 Reardon, Erin M	17	UASC-OH	4:32.46	
31.50	1:05.41	1:40.27	2:14.75	
2:49.33	3:24.11	3:58.84	4:32.46	
36 Waggoner, Madeline M	14	JW-MA	4:32.78	
31.44	1:05.72	1:40.72	2:15.55	
2:50.13	3:25.20	3:59.37	4:32.78	
37 Lee, Megan C	15	WEST-MR	4:32.89	
32.23	1:06.29	1:41.19	2:15.46	
2:50.39	3:25.01	3:59.83	4:32.89	
38 Wisner, Taryn A	16	VICT-NI	4:33.06	
31.57	1:05.29	1:39.38	2:14.12	
2:49.01	3:23.98	3:58.91	4:33.06	
39 Christinis, Cateri M	20	JCCS-AM	4:33.16	
30.66	1:04.56	1:38.93	2:14.37	
2:48.92	3:24.29	3:58.75	4:33.16	
40 Brown, Hailey-autumn G	13	FISH-PV	4:33.27	
31.99	1:06.02	1:41.01	2:15.25	
2:49.69	3:24.47	3:59.83	4:33.27	
41 Kahn, Shelby C	16	UN-02-MA	4:33.43	
31.62	1:05.45	1:39.86	2:14.74	
2:49.66	3:24.87	3:59.86	4:33.43	
42 Johnson, Julia A	17	LES-LE	4:33.44	
32.00	1:05.82	1:40.49	2:14.91	
2:49.88	3:24.44	3:59.50	4:33.44	
43 Rome, Norah K	15	SOCO-CT	4:33.55	
30.92	1:05.02	1:39.16	2:13.85	
2:48.08	3:23.36	3:58.84	4:33.55	



2019 Futures Championships (Geneva, Ohio) - 8/1/2019 to 8/4/2019

Results

Preliminaries ... (Event 23 Women 400 LC Meter Freestyle)

Name	Age	Team	Prelim Time	
44 Giles, Rylie E	15	RAC-CT	4:33.58	
			31.36	1:05.06
			1:39.13	2:14.38
			2:49.22	3:24.85
			3:59.56	4:33.58
45 Menzer, Emma G	18	DST-MA	4:33.93	
			30.58	1:04.20
			1:38.17	2:12.94
			2:47.77	3:23.47
			3:58.97	4:33.93
46 Schulman, Emma K	17	ESC-NE	4:35.09	
			30.56	1:04.98
			1:39.61	2:14.61
			2:50.28	3:26.62
			4:01.84	4:35.09
47 Maguire, Abigail R	16	ABF-NE	4:35.61	
			32.23	1:06.50
			1:41.42	2:16.07
			2:50.71	3:25.50
			4:00.97	4:35.61
48 Park, Isabella	17	SCAR-NJ	4:36.68	
			31.70	1:05.99
			1:40.85	2:15.87
			2:51.26	3:26.57
			4:02.15	4:36.68
49 Everhart, Hanna J	19	BAY-MA	4:36.92	
			31.31	1:05.56
			1:39.80	2:14.92
			2:50.01	3:25.70
			4:01.50	4:36.92
50 Ritz, Erin	17	UN-04-NI	4:37.74	
			31.78	1:06.39
			1:41.45	2:16.74
			2:51.89	3:27.46
			4:03.19	4:37.74
51 Gougelmann, Jennifer M	17	EAST-MR	4:38.46	
			31.71	1:06.86
			1:41.97	2:17.63
			2:52.57	3:28.54
			4:03.47	4:38.46
52 Giordano, Ariana R	16	SCAR-NJ	4:38.68	
			32.18	1:06.26
			1:40.93	2:16.20
			2:51.96	3:27.51
			4:03.37	4:38.68
53 Pryne, Jessica L	17	UN-03-MR	4:38.70	
			31.47	1:05.78
			1:40.84	2:15.78
			2:51.18	3:26.86
			4:03.04	4:38.70
54 Sokolowski, Suzanne N	15	WEBS-NI	4:39.37	
			31.28	1:05.39
			1:40.49	2:16.17
			2:51.94	3:27.81
			4:03.90	4:39.37
55 Redisch, Lena J	19	ASA-PV	4:40.06	
			31.67	1:06.20
			1:41.45	2:17.70
			2:53.48	3:29.79
			4:05.53	4:40.06
56 Peterson, Daphne J	16	BEAR-CT	4:40.40	
			32.10	1:06.71
			1:42.18	2:17.62
			2:53.12	3:29.17
			4:05.27	4:40.40
57 Debaecke, Sydney E	15	DST-MA	4:42.32	
			32.06	1:07.41
			1:42.98	2:18.89
			2:54.54	3:30.86
			4:07.38	4:42.32
58 Quel, Yana E	17	PHX-NE	4:42.44	
			32.29	1:07.02
			1:42.48	2:18.37
			2:54.57	3:30.85
			4:07.28	4:42.44
59 Parker, Hannah I	14	HHAA-MA	4:43.25	
			32.01	1:06.87
			1:42.76	2:19.06
			2:55.36	3:31.96
			4:07.80	4:43.25
60 Blom, Brooke S	16	UN-01-WV	4:53.16	
			32.22	1:08.08
			1:45.36	2:23.29
			3:01.49	3:39.13
			4:16.98	4:53.16

---	Rice, Mckenzie F	19	FAST-LE	DFS
	Declared false start			
---	Phelps, Anna E	14	PWAC-MA	DFS
	Declared false start			

Event 24 Men 400 LC Meter Freestyle

Pool Record: 3:56.96 ! 4/2/2016 Adam C Destrampe
 3:57.29 OT Olympic Trials
 3:57.79 NAT 2019 National
 4:02.79 JR Junior National

Name	Age	Team	Finals Time	
A - Final				
1	Bogart, Liam P	19	EAST-MR	4:01.28 JR
			28.08	58.06
			1:28.44	1:59.44
			2:30.66	3:01.85
			3:32.56	4:01.28
2	Shaw, Ethan R	17	DCST-OH	4:02.04 JR
			28.29	58.34
			1:29.05	1:59.91
			2:30.38	3:01.60
			3:31.90	4:02.04
3	Berzolla, Andrew G	17	CRIM-NE	4:02.87
			28.12	59.12
			1:29.70	2:00.65
			2:31.19	3:02.69
			3:33.63	4:02.87
4	Baker, James M	21	VICT-NI	4:02.90
			28.24	58.90
			1:29.61	2:00.75
			2:31.55	3:02.61
			3:32.97	4:02.90
5	Sita, John R	19	UN-01-PV	4:03.16
			28.17	58.71
			1:29.63	2:00.72
			2:32.41	3:03.21
			3:33.82	4:03.16
6	Washart, Zachary F	20	GPAC-MA	4:06.35
			27.95	57.67
			1:27.86	1:59.22
			2:30.60	3:02.62
			3:34.98	4:06.35
7	Iorizzo, Kyle T	19	SCAR-NJ	4:06.62
			28.47	58.80
			1:29.95	2:00.84
			2:32.32	3:03.86
			3:35.45	4:06.62
8	Johnson, Blake C	16	ODAC-VA	4:07.15
			28.14	59.02
			1:29.91	2:01.72
			2:32.43	3:04.23
			3:35.98	4:07.15
B - Final				
9	Babyak, Andrew G	19	UN-02-MR	4:04.73
			28.23	58.74
			1:29.79	2:00.88
			2:32.26	3:03.38
			3:34.59	4:04.73
10	Knightly, Tyler B	17	CRIM-NE	4:05.47
			28.72	58.69
			1:29.43	2:00.80
			2:32.16	3:03.61
			3:35.07	4:05.47
11	Wilson, Aidan T	18	EAST-MR	4:06.50
			28.04	58.65
			1:29.98	2:01.79
			2:33.34	3:04.98
			3:36.19	4:06.50
12	Murphy, Liam	17	PACK-NI	4:08.00
			28.57	59.60
			1:31.21	2:03.60
			2:35.55	3:08.01
			3:39.76	4:08.00
13	Johnson, Jay W	18	HEAT-LE	4:08.01
			27.54	58.41
			1:30.29	2:01.63
			2:33.66	3:05.52
			3:37.28	4:08.01

2019 Futures Championships (Geneva, Ohio) - 8/1/2019 to 8/4/2019

Results

B - Final ... (Event 24 Men 400 LC Meter Freestyle)

Name	Age	Team	Finals Time	
14 Zapatka, Adam H	17	OAK-CT	4:08.17	
	28.17	58.56	1:29.92	2:01.53
	2:33.49	3:05.46	3:37.56	4:08.17
15 Tuckerman, Caleb S	18	HEAT-LE	4:10.89	
	28.79	59.94	1:30.80	2:02.87
	2:34.40	3:06.84	3:38.82	4:10.89
16 Smith, Oliver S	19	WEBS-NI	4:11.20	
	28.15	58.48	1:30.10	2:01.70
	2:34.13	3:06.71	3:39.88	4:11.20

C - Final

17 Hare, Kyle	17	SJAC-MA	4:06.94	
	28.16	58.38	1:29.91	2:01.15
	2:32.72	3:04.11	3:36.22	4:06.94
18 Hogan, Ryan B	16	SOLO-NE	4:07.40	
	28.24	59.12	1:30.36	2:02.25
	2:33.75	3:05.66	3:37.43	4:07.40
19 Simms, Sean A	16	GPAC-MA	4:08.08	
	28.02	58.67	1:30.00	2:01.67
	2:33.33	3:05.47	3:37.17	4:08.08
20 Twiss, Colin J	16	BB-NJ	4:09.10	
	27.93	58.79	1:30.52	2:02.43
	2:34.41	3:06.64	3:38.40	4:09.10
21 Landis, Luke A	18	UASC-OH	4:09.38	
	28.64	59.18	1:30.41	2:02.11
	2:34.21	3:06.54	3:38.55	4:09.38
22 Replogle, Jacob	15	NPAC-MA	4:09.71	
	27.90	58.67	1:29.96	2:01.96
	2:33.79	3:05.74	3:37.96	4:09.71
23 Laidlaw, John F	17	BGNW-MR	4:14.72	
	28.82	1:00.01	1:31.77	2:03.97
	2:36.33	3:09.49	3:42.27	4:14.72
24 Proxmire, Duncan C	21	MACH-PV	4:17.10	
	28.12	59.42	1:31.75	2:04.66
	2:37.59	3:10.91	3:44.32	4:17.10

Event 24 Men 400 LC Meter Freestyle

Pool Record: 3:56.96 ! 4/2/2016 Adam C Destrampe
 3:57.29 OT Olympic Trials
 3:57.79 NAT 2019 National
 4:02.79 JR Junior National

Name	Age	Team	Prelim Time	
Preliminaries				
1 Washart, Zachary F	20	GPAC-MA	4:02.24 qJR	
	27.95	58.16	1:28.96	2:00.19
	2:30.43	3:01.52	3:32.58	4:02.24
2 Bogart, Liam P	19	EAST-MR	4:03.87 q	
	27.94	58.22	1:29.13	2:00.63
	2:31.75	3:02.77	3:33.74	4:03.87
3 Sita, John R	19	UN-01-PV	4:04.07 q	
	28.19	59.18	1:30.18	2:01.56
	2:32.87	3:03.85	3:34.80	4:04.07

4 Baker, James M	21	VICT-NI	4:04.18 q	
	28.62	59.71	1:31.20	2:02.80
	2:34.20	3:05.08	3:35.20	4:04.18
5 Iorizzo, Kyle T	19	SCAR-NJ	4:04.74 q	
	28.47	59.02	1:30.26	2:01.02
	2:32.44	3:03.44	3:34.52	4:04.74
6 Berzolla, Andrew G	17	CRIM-NE	4:05.12 q	
	28.84	59.84	1:31.22	2:02.45
	2:33.80	3:04.31	3:35.21	4:05.12
7 Shaw, Ethan R	17	DCST-OH	4:05.37 q	
	27.38	57.38	1:28.24	1:59.58
	2:31.54	3:03.31	3:35.09	4:05.37
8 Johnson, Blake C	16	ODAC-VA	4:05.52 q	
	28.36	59.22	1:29.93	2:01.60
	2:32.33	3:03.70	3:34.57	4:05.52
9 Johnson, Jay W	18	HEAT-LE	4:05.65 q	
	27.92	58.87	1:29.97	2:01.16
	2:32.07	3:03.54	3:34.87	4:05.65
10 Zapatka, Adam H	17	OAK-CT	4:05.97 q	
	28.14	58.91	1:29.85	2:01.49
	2:32.28	3:03.98	3:35.14	4:05.97
*11 Knightly, Tyler B	17	CRIM-NE	4:06.44 q	
	28.80	1:00.09	1:31.63	2:03.46
	2:34.74	3:05.73	3:36.75	4:06.44
*11 Wilson, Aidan T	18	EAST-MR	4:06.44 q	
	28.18	58.66	1:29.90	2:01.43
	2:33.02	3:04.62	3:36.04	4:06.44
13 Babyak, Andrew G	19	UN-02-MR	4:06.88 q	
	28.13	58.38	1:29.20	1:59.94
	2:31.23	3:03.06	3:35.51	4:06.88
14 Murphy, Liam	17	PACK-NI	4:07.95 q	
	28.47	59.09	1:30.92	2:02.89
	2:35.63	3:07.49	3:39.94	4:07.95
15 Smith, Oliver S	19	WEBS-NI	4:08.88 q	
	27.68	58.22	1:29.15	2:01.12
	2:32.76	3:05.06	3:37.22	4:08.88
16 Tuckerman, Caleb S	18	HEAT-LE	4:09.18 q	
	28.14	59.29	1:29.79	2:01.46
	2:32.98	3:05.15	3:37.10	4:09.18
17 Hogan, Ryan B	16	SOLO-NE	4:09.18 q	
	28.73	59.55	1:31.08	2:02.75
	2:34.70	3:06.64	3:39.06	4:09.18
18 Laidlaw, John F	17	BGNW-MR	4:09.21 q	
	29.29	1:00.34	1:32.52	2:04.08
	2:35.68	3:07.05	3:38.52	4:09.21
19 Replogle, Jacob	15	NPAC-MA	4:09.47 q	
	28.50	58.49	1:30.57	2:01.64
	2:33.68	3:05.19	3:38.14	4:09.47
20 Twiss, Colin J	16	BB-NJ	4:09.61 q	
	28.03	58.51	1:29.99	2:01.91
	2:33.91	3:06.09	3:38.48	4:09.61



2019 Futures Championships (Geneva, Ohio) - 8/1/2019 to 8/4/2019

Results

Preliminaries ... (Event 24 Men 400 LC Meter Freestyle)

Name	Age	Team	Prelim Time	
21 Landis, Luke A	18	UASC-OH	4:09.79	q
28.40	59.23	1:30.63	2:02.79	
2:34.63	3:06.90	3:38.61	4:09.79	
22 Simms, Sean A	16	GPAC-MA	4:09.96	q
28.45	59.00	1:30.69	2:02.41	
2:34.48	3:06.46	3:38.86	4:09.96	
23 Hare, Kyle	17	SJAC-MA	4:10.24	q
27.87	58.51	1:30.27	2:02.33	
2:34.36	3:06.78	3:39.05	4:10.24	
24 Proxmire, Duncan C	21	MACH-PV	4:10.41	q
28.63	1:00.02	1:31.84	2:04.43	
2:36.41	3:07.92	3:39.92	4:10.41	
25 Christian, Brandon A	21	CM-WV	4:10.57	
28.44	59.30	1:31.02	2:02.96	
2:35.48	3:07.12	3:39.74	4:10.57	
26 Houlton, Zachary H	17	BULL-CT	4:10.66	
29.34	1:00.48	1:32.59	2:03.98	
2:35.84	3:07.23	3:39.35	4:10.66	
27 Grisbaum, Dolan C	15	GPAC-MA	4:10.80	
28.67	1:00.09	1:31.90	2:04.38	
2:36.65	3:09.05	3:40.65	4:10.80	
28 Kiefer, Emerson G	18	BGSC-NE	4:11.09	
29.01	1:00.97	1:33.08	2:05.52	
2:37.41	3:09.32	3:40.62	4:11.09	
29 House, Thomas J	15	DR-OH	4:11.14	
28.52	59.23	1:30.80	2:02.78	
2:34.99	3:06.87	3:39.18	4:11.14	
30 Wisner, Kai S	20	VICT-NI	4:11.21	
29.27	1:00.57	1:31.97	2:03.75	
2:35.34	3:07.51	3:39.77	4:11.21	
*31 Goldblatt, Leo W	17	NCAP-PV	4:11.26	
28.84	59.64	1:31.19	2:03.29	
2:36.04	3:08.29	3:40.60	4:11.26	
*31 Caswell, Alec J	18	UASC-OH	4:11.26	
28.19	58.52	1:29.79	2:01.49	
2:33.40	3:05.96	3:38.66	4:11.26	
33 Chang, Christopher S	15	SCAR-NJ	4:11.95	
29.06	1:00.01	1:31.32	2:02.63	
2:34.29	3:06.85	3:39.71	4:11.95	
34 Merrill, Colin F	19	BEAR-CT	4:12.26	
28.45	1:00.44	1:32.79	2:05.35	
2:36.95	3:09.00	3:40.68	4:12.26	
35 Roethke, Tyler S	17	WACK-NE	4:12.72	
28.60	59.72	1:31.26	2:03.38	
2:35.68	3:08.05	3:41.00	4:12.72	
36 Vann, Brady C	17	USA-OH	4:12.81	
28.04	59.65	1:31.47	2:04.08	
2:36.42	3:09.09	3:41.19	4:12.81	
37 Holty, Nathan A	17	DR-OH	4:13.78	
28.16	59.81	1:31.65	2:04.32	
2:36.71	3:09.68	3:41.99	4:13.78	

38 Bachman, Maxwell F	16	NPAC-MA	4:13.93
27.69	58.85	1:30.68	2:03.62
2:36.58	3:09.82	3:42.73	4:13.93
39 Jay, Hayden F	16	UASC-OH	4:14.06
28.59	59.62	1:31.96	2:04.49
2:36.92	3:09.62	3:42.60	4:14.06
40 Currie, Gavin P	16	MAC-MD	4:14.15
29.76	1:02.53	1:34.73	2:07.65
2:39.93	3:12.47	3:43.63	4:14.15
41 Kim, Daniel S	15	SCAR-NJ	4:14.53
29.06	1:00.34	1:32.09	2:04.80
2:36.75	3:09.66	3:42.29	4:14.53
42 Aurnou-Rhees, Spencer R	15	OSSC-OH	4:15.08
28.01	58.98	1:31.13	2:03.54
2:36.22	3:09.32	3:43.18	4:15.08
43 Scheib, Brett N	19	HD-AM	4:15.12
29.22	1:00.72	1:32.76	2:05.62
2:38.07	3:10.97	3:43.51	4:15.12
44 Boehme, Robert J	18	UN-01-MA	4:15.30
29.61	1:01.28	1:34.37	2:06.12
2:39.16	3:11.60	3:44.67	4:15.30
45 Cahnbley, Tobias J	17	XCEL-NJ	4:15.31
28.76	1:00.79	1:33.23	2:06.44
2:38.61	3:11.23	3:43.79	4:15.31
46 Deppen, Jack C	16	NPAC-MA	4:17.26
28.17	59.22	1:30.81	2:03.64
2:36.04	3:09.72	3:43.73	4:17.26
47 Liang-Gilman, Edwin L	17	XCEL-NJ	4:17.66
30.19	1:02.70	1:35.19	2:08.32
2:40.95	3:14.08	3:45.78	4:17.66
48 Anderson, Carter R	17	ISWM-NI	4:17.83
28.39	59.95	1:31.63	2:04.33
2:37.32	3:10.97	3:44.58	4:17.83
49 Reed, John P	17	TIDE-VA	4:18.30
29.41	1:01.39	1:33.50	2:06.83
2:39.57	3:13.43	3:46.80	4:18.30
50 Etter, Steven A	18	NLAC-MA	4:20.36
30.71	1:03.18	1:36.09	2:08.77
2:41.87	3:14.90	3:47.95	4:20.36
51 Murphy, Brayden	17	VICT-NI	4:21.37
30.63	1:03.66	1:37.12	2:10.66
2:43.83	3:17.25	3:50.39	4:21.37
52 Banks, Ethan S	18	CCS-LE	4:21.52
29.85	1:02.14	1:35.14	2:08.29
2:41.46	3:15.15	3:48.61	4:21.52
53 Casey, Patrick	15	RAD-MA	4:21.63
29.02	1:01.22	1:34.29	2:08.01
2:41.20	3:15.34	3:48.86	4:21.63
54 Titus, Zachary E	17	PWRS-AM	4:22.75
30.08	1:02.82	1:36.69	2:09.96
2:43.78	3:17.08	3:50.79	4:22.75
55 Ehling, John W	18	ANSC-AM	4:27.58
29.32	1:01.85	1:35.20	2:09.74
2:44.38	3:19.96	3:54.47	4:27.58



2019 Futures Championships (Geneva, Ohio) - 8/1/2019 to 8/4/2019

Results

Preliminaries ... (Event 24 Men 400 LC Meter Freestyle)

Name	AgeTeam	Prelim Time
--- Taylor, Andrew C	17 SJAC-MA	DFS
Declared false start		
--- Scannell, Thacher H	19 GRYM-CT	DFS
Declared false start		
--- Volin, Alexander W	17 SJAC-MA	DFS
Declared false start		

Event 25 Women 100 LC Meter Freestyle

Pool Record: 56.45 ! 4/3/2016 Kaitlyn M Johnson
 56.29 OT Olympic Trials
 56.39 NAT 2019 National
 57.59 JR Junior National

Name	AgeTeam	Finals Time
------	---------	-------------

A - Final

1 Scannell, Quinn R	21 BAD-MR	57.05	JR
27.51	57.05		
2 Martin, Allison M	16 FISH-PV	57.81	
28.17	57.81		
3 Hart, Crile E	20 CSI-LE	57.84	
27.51	57.84		
4 Stanford, Catherine M	16 LBA-MR	57.96	
27.66	57.96		
5 Naccarella, Antonia L	19 WEBS-NI	58.83	
28.07	58.83		
6 Breiter, Carol-lena P	17 PHX-NE	58.92	
28.47	58.92		
7 Livingston, Olivia M	17 JCCS-AM	58.95	
28.38	58.95		
8 Manning, Eliza K	21 RICH-VA	59.02	
28.14	59.02		

B - Final

9 Hartigan, Madison R	19 EAST-MR	58.38	
28.21	58.38		
10 Johnston, Sabrina K	15 BGNW-MR	58.50	
28.22	58.50		
11 Godfrey, Kierstin L	17 TIDE-VA	58.84	
27.91	58.84		
12 Martino, Alexis G	15 PHX-NE	59.24	
28.31	59.24		
13 Reich, Megan A	15 PHX-NE	59.33	
28.75	59.33		
14 Matesa, Isabella A	17 RAYS-OH	59.36	
27.99	59.36		
15 Tighe, Olivia L	18 CMA-ME	59.37	
28.41	59.37		
16 Marando, Margaret M	17 USA-OH	59.71	
28.64	59.71		

C - Final

17 O'Brien, Mairin R	16 BBA-LE	58.71	
27.82	58.71		

18 Harrison, Tristan T	16 CGBD-VA	58.77	
28.44	58.77		
19 Tankard, Kyleigh A	15 CGBD-VA	58.88	
28.29	58.88		
20 McCurdy, Caroline G	15 BGSC-NE	58.90	
28.28	58.90		
*21 Wisniewski, Emily	17 UN-07-MA	59.31	
28.70	59.31		
*21 Chokureva, Michaela I	14 PHX-NE	59.31	
28.31	59.31		
23 Kahn, Shelby C	16 UN-02-MA	59.36	
28.67	59.36		
24 Elliott, Dakota L	19 PEAQ-AM	59.50	
28.58	59.50		

Event 25 Women 100 LC Meter Freestyle

Pool Record: 56.45 ! 4/3/2016 Kaitlyn M Johnson
 56.29 OT Olympic Trials
 56.39 NAT 2019 National
 57.59 JR Junior National

Name	AgeTeam	Prelim Time
------	---------	-------------

Preliminaries

1 Scannell, Quinn R	21 BAD-MR	57.95	q
27.47	57.95		
2 Martin, Allison M	16 FISH-PV	58.19	q
28.20	58.19		
3 Stanford, Catherine M	16 LBA-MR	58.31	q
27.59	58.31		
4 Naccarella, Antonia L	19 WEBS-NI	58.54	q
28.29	58.54		
5 Hellmer, Jasmine I	19 NCAP-PV	58.57	q
28.06	58.57		
6 Livingston, Olivia M	17 JCCS-AM	58.61	q
28.26	58.61		
7 Manning, Eliza K	21 RICH-VA	58.68	q
28.02	58.68		
8 Breiter, Carol-lena P	17 PHX-NE	58.87	q
28.36	58.87		
*9 Lachey, Ava M	15 OSSC-OH	59.01	q
28.22	59.01		
*9 Hart, Crile E	20 CSI-LE	59.06	q
28.07	59.06		
10 Hartigan, Madison R	19 EAST-MR	59.06	q
28.39	59.06		
12 Tighe, Olivia L	18 CMA-ME	59.17	q
28.42	59.17		
13 Johnston, Sabrina K	15 BGNW-MR	59.18	q
28.38	59.18		
*14 Godfrey, Kierstin L	17 TIDE-VA	59.27	q
28.30	59.27		
*14 Martino, Alexis G	15 PHX-NE	59.27	q
28.22	59.27		



2019 Futures Championships (Geneva, Ohio) - 8/1/2019 to 8/4/2019

Results

Preliminaries ... (Event 25 Women 100 LC Meter Freestyle)

Name	Age	Team	Prelim Time						
16 Matesa, Isabella A	17	RAYS-OH	59.28	q	41 Wilson, Emma M	18	UN-02-AM	1:00.14	
28.34	59.28				28.54	1:00.14			
17 Reich, Megan A	15	PHX-NE	59.29	q	42 West, Lauren E	14	ASA-PV	1:00.18	
28.73	59.29				28.75	1:00.18			
18 Marando, Margaret M	17	USA-OH	59.31	q	43 Stark, Rachel A	21	LSSC-LE	1:00.21	
28.50	59.31				29.09	1:00.21			
*19 Wisniewski, Emily	17	UN-07-MA	59.41	q	44 Wenger, Grace K	17	UVAC-NE	1:00.22	
28.58	59.41				28.97	1:00.22			
*19 McCurdy, Caroline G	15	BGSC-NE	59.41	q	45 Franks, Ava L	17	EAST-MR	1:00.36	
28.25	59.41				28.22	1:00.36			
21 O'Brien, Mairin R	16	BBA-LE	59.49	q	46 Cai, Miranda	16	XCEL-NJ	1:00.40	
28.24	59.49				29.25	1:00.40			
22 Tankard, Kyleigh A	15	CGBD-VA	59.53	q	47 Duffy, Kayleigh A	14	TIDE-VA	1:00.43	
28.78	59.53				29.02	1:00.43			
23 Harrison, Tristan T	16	CGBD-VA	59.55	q	48 Dewitt, Mackenzie D	16	HEAT-LE	1:00.46	
28.63	59.55				28.83	1:00.46			
24 Chokureva, Michaela I	14	PHX-NE	59.56	q	49 McCoy, Rachel M	16	MAC-MD	1:00.51	
28.19	59.56				28.94	1:00.51			
25 Elliott, Dakota L	19	PEAQ-AM	59.64		50 Holmes, Abbey A	21	FAST-PV	1:00.54	
28.56	59.64				29.01	1:00.54			
26 Kahn, Shelby C	16	UN-02-MA	59.65		51 Ehlers, Caroline K	18	CCS-LE	1:00.65	
28.74	59.65				29.11	1:00.65			
27 Ward, Trinity M	18	MLAC-AM	59.76		52 Miller, Grace E	17	MCSC-NJ	1:00.66	
28.52	59.76				29.35	1:00.66			
28 Weaverling, Catherine A	16	DST-MA	59.78		53 Novak, Megan E	16	DELM-AD	1:00.72	
28.89	59.78				29.36	1:00.72			
29 Zhang, Victoria	16	XCEL-NJ	59.81		54 Lopez-Ona, Gabriella A	17	PCAC-MA	1:00.73	
28.71	59.81				29.17	1:00.73			
*30 Cole, Meghan A	16	MAC-MD	59.83		*55 Morrison, Michaela	21	MACH-PV	1:00.76	
28.64	59.83				29.09	1:00.76			
*30 Cudney, Jillian J	17	PATS-MR	59.83		*55 Panitz, Georgia A	19	EAST-MR	1:00.76	
28.75	59.83				28.95	1:00.76			
*32 Brown, Keyla M	18	ASA-PV	59.86		57 Sun, Helen Y	17	BBA-LE	1:00.91	
28.87	59.86				29.51	1:00.91			
*32 Porterfield, Caroline E	15	UASC-OH	59.86		58 Grau, Mckenzie N	17	RAYS-OH	1:00.93	
28.51	59.86				28.95	1:00.93			
34 Seward, Hannah M	16	RAC-CT	59.90		*59 Latimer, Mia	14	RAYS-OH	1:00.94	
28.69	59.90				29.19	1:00.94			
35 Katayama, Klavdia M	17	FAST-OH	59.92		*59 Macdonald, Jordan	16	SOCO-CT	1:00.94	
28.80	59.92				29.60	1:00.94			
36 Raines, Regan E	19	MARA-WV	59.94		61 Bugel, Talia M	14	RXA-AM	1:01.03	
28.60	59.94				29.44	1:01.03			
37 Wilson, Sarah K	21	MAC-MD	59.96		62 Gardner, Heather	18	MPAC-AM	1:01.13	
28.45	59.96				29.08	1:01.13			
38 Li, Jessey Y	15	RAYS-OH	1:00.00		63 Wirtanen, Ava R	15	BGSC-NE	1:01.14	
28.49	1:00.00				29.34	1:01.14			
39 Aurnou-Rhees, Jordan W	17	OSSC-OH	1:00.01		64 Gross, Ella M	16	CBST-MA	1:01.15	
28.46	1:00.01				28.76	1:01.15			
40 Hannan, Madeline A	18	HEAT-LE	1:00.03		65 Steckiel, Emma J	17	LAC-MA	1:01.22	
28.56	1:00.03				28.79	1:01.22			
					66 Moore, Halle B	16	SOLO-NE	1:01.24	
					29.38	1:01.24			
					67 Keating, Bronwyn T	19	ODAC-VA	1:01.27	
					29.64	1:01.27			



2019 Futures Championships (Geneva, Ohio) - 8/1/2019 to 8/4/2019

Results

Preliminaries ... (Event 25 Women 100 LC Meter Freestyle)

Name	Age	Team	Prelim Time
68 McKee, Marin C	14	TIDE-VA	1:01.36
29.46			1:01.36
69 Figueroa, Marcella M	15	SCAR-NJ	1:01.38
28.91			1:01.38
70 Brown, Mia C	17	OSSC-OH	1:01.57
28.89			1:01.57
71 Everhart, Hanna J	19	BAY-MA	1:01.63
29.29			1:01.63
72 Sullivan, Emily A	18	DR-OH	1:01.65
29.44			1:01.65
73 Mahoney, Caroline E	17	CMA-ME	1:01.74
29.28			1:01.74
74 Kenney, Claire E	17	CSI-LE	1:01.81
29.44			1:01.81
*75 Maguire, Abigail R	16	ABF-NE	1:01.83
29.61			1:01.83
*75 Kadlecik, Grace K	16	ISWM-NI	1:01.83
28.86			1:01.83
77 Moeykens, Riley S	16	KING-NE	1:01.88
29.66			1:01.88
78 Mallett, Margaret L	15	LESD-LE	1:01.90
29.41			1:01.90
79 Cooper, Lauren M	19	FAST-LE	1:01.99
29.69			1:01.99
80 Holmes, Caroline O	17	PHST-OH	1:02.00
29.54			1:02.00
81 Routh, Hannah R	15	OSSC-OH	1:02.03
30.08			1:02.03
82 Sadowska, Olena	15	CSI-LE	1:02.19
29.29			1:02.19
83 Griffin, Carly E	17	UN-08-MA	1:02.21
29.86			1:02.21
84 Roesch, Raquelle S	17	BLUE-MA	1:02.43
29.52			1:02.43
85 Ringquist, Sophie G	13	OAK-CT	1:02.72
30.02			1:02.72
86 Ross, Leia	18	KW-AM	1:02.76
30.47			1:02.76
87 Thomas, Elizabeth C	15	KW-AM	1:02.77
29.90			1:02.77
88 Walker, Grace E	17	ESC-NE	1:02.81
29.70			1:02.81
89 Skapoulas, Anna M	17	LRST-LE	1:02.83
29.48			1:02.83
90 Beatty, Abigail M	17	MOON-AM	1:02.90
29.97			1:02.90
91 Bendokas, Tessa	14	NJRC-NJ	1:03.40
30.17			1:03.40
92 Cavalier, Caroline L	16	SOLO-NE	1:03.94
30.41			1:03.94
93 Riddle, Grace P	18	GCST-OH	1:04.23
30.41			1:04.23

94 Pryne, Jenna M	15	UN-03-MR	1:04.32
29.93			1:04.32
95 Golovina, Julia A	15	UN-04-NJ	1:04.91
30.14			1:04.91
96 Alexander, Sinceraty D	16	BGNW-MR	1:05.16
30.91			1:05.16
97 Wenger, Abigail K	18	PHST-OH	1:05.74
30.76			1:05.74
--- Amuan, Malia T	15	PHX-NE	DQ
False start			
28.25			DQ
--- McKeaney, Annascott	15	RAD-MA	DFS
Declared false start			
--- Cooper, Kelsey M	15	USA-OH	DFS
Declared false start			
--- Fenska, Allison P	16	JW-MA	DFS
Declared false start			
--- Gable, Isabella G	19	DR-OH	DFS
Declared false start			

Event 26 Men 100 LC Meter Freestyle

Pool Record: 51.00 ! 6/16/2017 Xander S Skinner
 50.49 OT Olympic Trials
 50.49 NAT 2019 National
 51.99 JR Junior National

Name	Age	Team	Finals Time
A - Final			
1 Scannell, Thacher H	19	GRYM-CT	51.88 JR
24.75			51.88
2 Johnson, Jay W	18	HEAT-LE	52.09
25.05			52.09
3 O'Shea, Christopher M	20	CM-WV	52.10
25.00			52.10
4 Neaveill, Samuel N	21	CM-WV	52.16
25.37			52.16
5 Salig, Matthew C	27	MERC-MA	52.27
25.34			52.27
6 Lawless, Alec C	19	UN-03-MA	52.38
25.10			52.38
7 Fadel, Matthew J	19	UN-02-MD	52.40
25.30			52.40
8 Do, Aiken T	15	FISH-PV	53.09
25.57			53.09
B - Final			
9 Voss, Avery G	16	UASC-OH	52.13
24.91			52.13
10 Cushman, Timothy P	18	EAST-MR	52.66
25.22			52.66
11 Lofstrom, Conner D	16	BGSC-NE	52.81
25.71			52.81
12 McLaughlin, Owen W	17	SMAC-ME	53.14
26.02			53.14
13 McGoey, Matthew R	21	BAC-MA	53.17
25.75			53.17



2019 Futures Championships (Geneva, Ohio) - 8/1/2019 to 8/4/2019

Results

B - Final ... (Event 26 Men 100 LC Meter Freestyle)

Name	Age	Team	Finals Time
14 Riva, Jake T	17	NJB-NJ	53.43
25.51	53.43		
15 Spear, Scott A	16	SOLO-NE	53.80
25.87	53.80		
16 Gustafson, Max J	20	SHSH-LE	54.79
25.65	54.79		

C - Final

17 Scott, Maxwell P	19	USA-OH	52.22
24.98	52.22		
18 Sheldon, Connor J	16	CAC-CT	53.15
25.72	53.15		
19 Katai, Pierce C	17	DR-OH	53.33
25.66	53.33		
20 Galecki, Joshua A	17	ANSC-AM	53.75
26.12	53.75		
21 Krusinski, Mark D	21	CSI-LE	53.80
25.67	53.80		
22 Jay, Hayden F	16	UASC-OH	53.97
25.75	53.97		
23 Cimera, Alexander J	15	HEAT-LE	54.18
26.01	54.18		
24 Knightly, Tyler B	17	CRIM-NE	54.24
26.26	54.24		

Event 26 Men 100 LC Meter Freestyle

Pool Record: 51.00 ! 6/16/2017 Xander S Skinner
 50.49 OT Olympic Trials
 50.49 NAT 2019 National
 51.99 JR Junior National

Name	Age	Team	Prelim Time
Preliminaries			
1 Cook, Daniel J	21	NAVY-MD	51.71 qJR
24.65	51.71		
2 Johnson, Jay W	18	HEAT-LE	52.07 q
25.05	52.07		
3 Lawless, Alec C	19	UN-03-MA	52.14 q
25.08	52.14		
4 Scannell, Thacher H	19	GRYM-CT	52.32 q
25.20	52.32		
5 Salig, Matthew C	27	MERC-MA	52.51 q
25.39	52.51		
6 Fadel, Matthew J	19	UN-02-MD	52.65 q
25.41	52.65		
7 Neaveill, Samuel N	21	CM-WV	52.67 q
25.60	52.67		
8 Do, Aiken T	15	FISH-PV	52.70 q
25.37	52.70		
9 O'Shea, Christopher M	20	CM-WV	52.73 q
25.34	52.73		
10 Lofstrom, Conner D	16	BGSC-NE	52.78 q
25.82	52.78		

11 D'Alessandro, Gianmichel	21	BWST-PV	52.84 q
25.33	52.84		
12 Voss, Avery G	16	UASC-OH	52.96 q
25.53	52.96		
13 McLaughlin, Owen W	17	SMAC-ME	53.28 q
25.11	53.28		
14 McGoey, Matthew R	21	BAC-MA	53.33 q
25.85	53.33		
15 Romstadt, Mason A	19	CCS-LE	53.38 q
25.33	53.38		
16 Spear, Scott A	16	SOLO-NE	53.40 q
25.61	53.40		
17 Martin, Colin J	18	TCAT-LE	53.45 q
25.23	53.45		
18 Gustafson, Max J	20	SHSH-LE	53.53 q
25.79	53.53		
19 Cushman, Timothy P	18	EAST-MR	53.58 q
25.17	53.58		
20 Riva, Jake T	17	NJB-NJ	53.62 q
25.63	53.62		
21 Knightly, Tyler B	17	CRIM-NE	53.64 q
26.06	53.64		
22 Fenton, Andrew W	18	UN-05-NJ	53.69 q
25.49	53.69		
23 Scott, Maxwell P	19	USA-OH	53.73 q
25.71	53.73		
24 Cimera, Alexander J	15	HEAT-LE	53.77 q
25.54	53.77		
25 Katai, Pierce C	17	DR-OH	53.79
26.35	53.79		
26 Sheldon, Connor J	16	CAC-CT	53.83
25.81	53.83		
*27 Jay, Hayden F	16	UASC-OH	53.92
25.64	53.92		
*27 Krusinski, Mark D	21	CSI-LE	53.92
25.62	53.92		
29 Tulenko, Ethan J	17	RXA-AM	53.96
25.54	53.96		
*30 Kincheloe, Michael G	19	GAEL-MR	54.00
25.61	54.00		
*30 Galecki, Joshua A	17	ANSC-AM	54.00
26.37	54.00		
32 Roberts, Zane C	16	ODAC-VA	54.04
25.70	54.04		
33 Christian, Brandon A	21	CM-WV	54.15
26.19	54.15		
34 Kurlich, Richard A	19	FAST-LE	54.18
25.53	54.18		
35 McBeth, Conner A	16	MOON-AM	54.19
25.53	54.19		
36 Roethke, Tyler S	17	WACK-NE	54.29
26.39	54.29		



2019 Futures Championships (Geneva, Ohio) - 8/1/2019 to 8/4/2019

Results

Preliminaries ... (Event 26 Men 100 LC Meter Freestyle)

Name	Age	Team	Prelim Time
37 Clark, Nicholas M	16	NPAC-MA	54.36
26.16	54.36		
38 Eastham, Eric M	17	PVAA-NE	54.40
26.39	54.40		
39 Holzman, Andrew M	20	EAST-MR	54.41
26.66	54.41		
40 Strawn, Brenek E	17	BLUE-MA	54.48
26.21	54.48		
41 Senior, Kymani E	20	EAST-MR	54.49
25.85	54.49		
42 Damelio, Michael F	16	WEBS-NI	54.54
25.84	54.54		
43 Kosanovich, Branko A	17	ANSC-AM	54.64
25.88	54.64		
44 Cusano, Tyler A	19	SOCO-CT	54.70
26.02	54.70		
45 Osborn, Braden D	16	RAYS-OH	54.73
26.06	54.73		
46 Bearor, Theodore J	17	CPP-AD	54.78
25.95	54.78		
47 Bankowski, Adrian S	17	ABF-NE	54.79
26.11	54.79		
48 Grahor, Alexander J	17	ANSC-AM	54.80
25.98	54.80		
49 Gluck, Kyle D	17	CSI-LE	54.81
25.70	54.81		
50 Gaver, Natanas T	16	GCST-OH	54.84
25.88	54.84		
51 Denman-Grimm, Benjamin E	15	UN-02-PV	54.98
27.08	54.98		
52 Carlos, Nathaniel J	17	METS-NI	55.02
26.46	55.02		
53 Verstandig, Kyle J	20	CPP-AD	55.17
26.03	55.17		
54 Henkel, Bryce R	16	UN-01-AD	55.41
26.24	55.41		
55 Allen, Andrew G	19	ESC-NE	55.49
26.09	55.49		
56 Yu, Andrew S	15	RAC-CT	55.52
26.53	55.52		
57 Wowk, William J	17	RAYS-OH	55.54
26.76	55.54		
58 Liu, Bryan	17	CPP-AD	55.56
26.15	55.56		
59 Morales, Evan M	15	UN-04-MR	55.60
26.44	55.60		
60 Marcolina, John W	18	CAC-CT	55.62
26.56	55.62		
61 Borisov, Anatole A	18	ANSC-AM	55.63
26.69	55.63		
62 Moore, Jered R	18	UN-03-AM	55.80
26.45	55.80		

63 Diges, Colton W	18	MOON-AM	55.82
26.52	55.82		
64 Brunsky, Matthew C	17	DR-OH	55.99
26.32	55.99		
65 Scheib, Drew K	17	HD-AM	56.09
26.94	56.09		
66 Min, Tony J	17	PHX-NE	56.17
26.56	56.17		
67 McCarran, Jacob R	16	ANSC-AM	56.26
27.05	56.26		
68 Germain, Eli J	16	CCSC-NE	56.35
26.99	56.35		
69 Chen, Matthew	16	PTAC-NJ	56.48
26.61	56.48		
*70 Beebe, Grant B	16	WACK-NE	56.54
27.17	56.54		
*70 Brazer, Jack B	17	ESC-NE	56.54
26.65	56.54		
72 Holcroft, Ethan J	19	UDEL-MA	56.98
27.04	56.98		
73 Baytin, Daniel	13	XCEL-NJ	57.16
27.76	57.16		
74 Younger, Cole C	17	CGBD-VA	57.25
26.99	57.25		
75 Harding, Brian D	19	CPP-AD	57.61
27.09	57.61		
76 Vasconcellos, Ricardo J	18	MCSC-NJ	57.91
27.48	57.91		
77 Morris, Aiden K	17	LSSC-LE	1:00.20
24.69	1:00.20		
--- Cannon, Ellis G	20	PEAQ-AM	DQ
False start			
25.41	DQ		
--- Volin, Alexander W	17	SJAC-MA	DFS
Declared false start			

Event 27 Men 800 LC Meter Freestyle

Pool Record: **8:19.35 ! 8/4/2019** Kyle T Iorizzo
8:12.99 OT Olympic Trials
8:12.99 NAT 2019 National
8:23.09 JR Junior National

Name	Age	Team	Finals Time
1 Iorizzo, Kyle T	19	SCAR-NJ	8:19.35! JR
29.27	1:00.84	1:32.60	2:04.46
2:36.10	3:07.68	3:39.67	4:11.39
4:42.69	5:14.04	5:45.27	6:16.95
6:48.25	7:19.27	7:49.67	8:19.35
2 Zapatka, Adam H	17	OAK-CT	8:19.89 JR
28.91	59.77	1:30.91	2:02.84
2:34.10	3:05.79	3:37.30	4:09.08
4:40.51	5:12.29	5:43.92	6:15.99
6:47.45	7:19.32	7:49.92	8:19.89



2019 Futures Championships (Geneva, Ohio) - 8/1/2019 to 8/4/2019

Results

(Event 27 Men 800 LC Meter Freestyle)

Name	Age	Team	Finals Time						
3 Washart, Zachary F	20	GPAC-MA	8:23.80	13 Johnson, Blake C	16 ODAC-VA	8:33.57			
29.21	1:00.94	1:32.50	2:04.42	29.13	1:00.31	1:25.91	2:04.10		
2:36.12	3:07.80	3:39.70	4:11.87	2:36.53	3:09.14	3:41.87	4:14.79		
4:43.26	5:14.95	5:46.72	6:18.59	4:47.74	5:20.77	5:53.91	6:27.23		
6:48.14	7:22.40	7:54.21	8:23.80	6:59.32	7:31.58	8:03.74	8:33.57		
4 Baker, James M	21	VICT-NI	8:25.56	14 Landis, Luke A	18 UASC-OH	8:33.73			
29.07	1:01.21	1:33.60	2:05.95	29.40	1:00.79	1:32.72	2:04.89		
2:34.67	3:10.43	3:42.27	4:14.27	2:37.20	3:09.44	3:42.05	4:14.47		
4:46.03	5:17.92	5:49.50	6:21.17	4:47.03	5:19.50	5:51.94	6:24.39		
6:52.47	7:23.67	7:55.10	8:25.56	6:56.67	7:29.23	8:02.08	8:33.73		
5 Sita, John R	19	UN-01-PV	8:26.24	15 Chang, Christopher S	15 SCAR-NJ	8:33.78			
29.08	1:01.08	1:33.07	2:05.52	29.97	1:01.64	1:33.56	2:05.77		
2:37.70	3:10.20	3:42.41	4:14.30	2:37.90	3:10.29	3:42.52	4:14.73		
4:46.10	5:18.05	5:49.83	6:21.79	4:46.84	5:19.14	5:51.76	6:24.13		
6:53.81	7:25.77	7:56.68	8:26.24	6:56.59	7:29.40	8:02.43	8:33.78		
6 Shaw, Ethan R	17	DCST-OH	8:26.59	16 O'Brien, Sam A	16 FISH-PV	8:34.19			
28.65	59.98	1:32.09	2:04.09	29.13	1:00.83	1:33.14	2:05.23		
2:36.07	3:08.40	3:40.18	4:12.73	2:37.68	3:09.63	3:42.08	4:14.71		
4:44.10	5:16.61	5:49.02	6:21.53	4:47.13	5:19.92	5:52.79	6:25.91		
6:52.94	7:25.35	7:56.77	8:26.59	6:58.12	7:30.79	8:03.23	8:34.19		
7 Bogart, Liam P	19	EAST-MR	8:26.79	17 Simms, Sean A	16 GPAC-MA	8:34.45			
28.64	59.62	1:31.31	2:03.30	28.87	1:00.66	1:32.67	2:04.79		
2:35.75	3:07.87	3:31.79	4:12.18	2:36.72	3:09.23	3:41.41	4:14.04		
4:44.18	5:16.07	5:48.19	6:19.89	4:46.46	5:19.35	5:51.82	6:24.85		
6:52.19	7:24.38	7:56.53	8:26.79	6:57.41	7:30.47	8:02.79	8:34.45		
8 Berzolla, Andrew G	17	CRIM-NE	8:27.14	18 Wisner, Kai S	20 VICT-NI	8:39.01			
29.22	1:00.93	1:33.43	2:06.03	30.05	1:02.27	1:34.48	2:07.17		
2:37.74	3:09.24	3:41.96	4:14.22	2:39.57	3:12.43	3:45.04	4:18.20		
4:45.77	5:17.14	5:49.49	6:22.65	4:50.42	5:23.33	5:55.98	6:28.68		
6:53.92	7:25.79	7:57.34	8:27.14	7:01.36	7:34.52	8:06.80	8:39.01		
9 Januario, Jack F	16	ESC-NE	8:29.27	19 Hare, Kyle	17 SJAC-MA	8:40.70			
29.41	1:01.08	1:33.39	2:05.37	28.89	1:00.68	1:33.67	2:06.67		
2:37.68	3:09.68	3:42.18	4:14.36	2:39.36	3:11.76	3:44.70	4:17.85		
4:46.30	5:18.31	5:49.95	6:22.33	4:50.74	5:23.85	5:57.25	6:30.39		
6:54.59	7:26.79	7:58.08	8:29.27	7:04.21	7:37.10	8:09.75	8:40.70		
10 Babyak, Andrew G	19	UN-02-MR	8:31.50	20 Dinunzio, Robert L	14 TIDE-VA	8:41.42			
29.15	1:00.66	1:32.36	2:03.82	29.88	1:02.63	1:35.53	2:08.04		
2:35.92	3:07.77	3:39.87	4:11.84	2:40.85	3:13.65	3:46.63	4:19.36		
4:44.09	5:16.41	5:49.13	6:21.88	4:52.49	5:25.26	5:58.79	6:31.42		
6:54.63	7:27.28	7:59.79	8:31.50	7:04.58	7:37.21	8:09.94	8:41.42		
11 Murphy, Liam	17	PACK-NI	8:32.91	21 Boehme, Robert J	18 UN-01-MA	8:41.76			
29.20	1:01.56	1:33.44	2:06.49	29.28	1:01.05	1:33.45	2:06.49		
2:38.83	3:11.60	3:44.12	4:17.11	2:39.36	3:12.17	3:45.48	4:18.40		
4:50.07	5:22.97	5:55.82	6:28.71	4:50.93	5:24.44	5:57.92	6:30.79		
7:01.44	7:33.72	8:05.24	8:32.91	7:00.90	7:37.32	8:10.28	8:41.76		
12 Grisbaum, Dolan C	15	GPAC-MA	8:33.25	22 Twiss, Colin J	16 BB-NJ	8:42.02			
29.25	1:00.85	1:33.02	2:05.35	28.97	1:00.56	1:33.17	2:05.93		
2:37.83	3:10.34	3:42.88	4:15.71	2:38.99	3:12.02	3:45.22	4:18.39		
4:48.30	5:20.81	5:53.40	6:25.86	4:51.87	5:25.02	5:58.76	6:32.05		
6:58.08	7:30.88	8:03.08	8:33.25	7:04.87	7:37.62	8:10.31	8:42.02		



2019 Futures Championships (Geneva, Ohio) - 8/1/2019 to 8/4/2019

Results

(Event 27 Men 800 LC Meter Freestyle)

Name	Age	Team	Finals Time	
23 Houlton, Zachary H	17	BULL-CT	8:42.28	
			29.61	1:01.90
			1:35.31	2:08.68
			2:42.06	3:15.18
			3:48.14	4:21.58
			4:54.86	5:27.54
			6:00.67	6:33.60
			7:06.50	7:38.66
			8:11.43	8:42.28
24 Knightly, Tyler B	17	CRIM-NE	8:42.39	
			29.36	1:02.35
			1:33.80	2:07.18
			2:39.72	3:13.12
			3:45.47	4:18.64
			4:51.53	5:25.14
			5:58.55	6:32.21
			7:05.29	7:37.91
			8:10.87	8:42.39
25 Kim, Daniel S	15	SCAR-NJ	8:42.51	
			30.04	1:02.73
			1:35.04	2:07.77
			2:40.37	3:13.31
			3:46.00	4:19.09
			4:51.98	5:25.36
			5:58.51	6:31.71
			6:58.24	7:37.66
			8:10.61	8:42.51
26 Smith, Oliver S	19	WEBS-NI	8:43.24	
			29.06	1:01.07
			1:33.03	2:06.01
			2:38.65	3:12.01
			3:44.98	4:18.38
			4:51.64	5:25.28
			5:58.79	6:32.69
			7:06.10	7:39.33
			8:12.19	8:43.24
27 Caswell, Alec J	18	UASC-OH	8:45.42	
			30.08	1:02.82
			1:35.85	2:09.07
			2:42.47	3:16.06
			3:49.27	4:22.55
			4:55.65	5:29.15
			6:02.26	6:35.25
			7:08.23	7:41.11
			8:13.91	8:45.42
28 Proxmire, Duncan C	21	MACH-PV	8:47.38	
			29.63	1:02.03
			1:35.02	2:08.50
			2:41.77	3:15.48
			3:48.92	4:22.84
			4:56.04	5:29.86
			6:03.69	6:37.19
			7:10.30	7:43.32
			8:15.65	8:47.38
29 Kiefer, Emerson G	18	BGSC-NE	8:48.89	
			29.77	1:03.05
			1:28.97	2:09.90
			2:43.61	3:17.69
			3:47.16	4:24.74
			4:52.23	5:32.39
			6:04.39	6:39.89
			7:12.97	7:45.71
			8:17.90	8:48.89
30 Anderson, Carter R	17	ISWM-NI	8:50.34	
			29.48	1:01.60
			1:34.29	2:07.69
			2:41.11	3:14.75
			3:48.55	4:22.74
			4:56.43	5:29.65
			6:02.91	6:37.17
			7:10.61	7:44.00
			8:17.73	8:50.34
31 Reed, John P	17	TIDE-VA	8:55.04	
			29.88	1:02.69
			1:35.75	2:09.12
			2:42.44	3:16.04
			3:49.81	4:23.93
			4:58.00	5:32.41
			6:06.50	6:40.58
			7:15.02	7:48.96
			8:23.23	8:55.04
32 Etter, Steven A	18	NLAC-MA	8:56.13	
			30.55	1:03.22
			1:36.37	2:09.67
			2:43.11	3:17.35
			3:51.19	4:25.35
			4:59.17	5:33.00
			6:07.03	6:41.38
			7:15.27	7:49.15
			8:23.13	8:56.13

33 Scheib, Brett N	19	HD-AM	8:56.62	
			30.29	1:03.53
			1:36.68	2:09.41
			2:42.84	3:16.76
			3:50.80	4:24.94
			4:59.38	5:33.38
			6:08.06	6:42.16
			7:16.75	7:50.53
			8:24.48	8:56.62

Event 28 Women 200 LC Meter BackstrokePool Record: **2:14.05 ! 6/15/2019 Paige M Hetrick****2:14.69 OT Olympic Trials****2:15.59 NAT 2019 National****2:18.29 JR Junior National**

Name	Age	Team	Finals Time	
A - Final				
1 Aylmer, Lauren	17	NYSA-MR	2:16.76 JR	
			32.39	1:06.61
			1:41.54	2:16.76
2 Lynch, Kathleen M	20	PEAQ-AM	2:17.45 JR	
			32.69	1:06.99
			1:42.32	2:17.45
3 Clements, Emily E	17	PHX-NE	2:17.82 JR	
			32.50	1:07.03
			1:42.50	2:17.82
4 Buerger, Victoria H	17	ANSC-AM	2:18.01 JR	
			32.41	1:07.33
			1:43.06	2:18.01
5 Debaecke, Sydney E	15	DST-MA	2:18.18 JR	
			32.66	1:07.13
			1:42.80	2:18.18
6 Rotenberg, Mary H	16	EAST-MR	2:19.13	
			33.06	1:07.80
			1:43.53	2:19.13
7 Charlat, Jenna C	15	PHX-NE	2:19.58	
			33.52	1:09.05
			1:45.07	2:19.58
8 Muldoon, Devon P	16	CAT-NJ	2:20.83	
			32.69	1:07.97
			1:43.94	2:20.83
B - Final				
9 Korbly, Isabella A	16	PSC-NE	2:20.78	
			32.58	1:08.15
			1:44.76	2:20.78
10 Scholer, Haley N	16	PCAC-MA	2:21.58	
			33.34	1:08.86
			1:45.66	2:21.58
11 Pisano, Olivia C	15	HEAT-LE	2:21.65	
			33.11	1:09.15
			1:44.92	2:21.65
12 Griffin, Zoey O	13	CLSC-NI	2:21.67	
			33.65	1:09.58
			1:46.22	2:21.67
13 Weaverling, Catherine A	16	DST-MA	2:21.92	
			33.30	1:08.86
			1:46.13	2:21.92
14 Novinskiy, Victoria S	15	ESC-NE	2:22.55	
			33.30	1:08.92
			1:45.78	2:22.55
15 Rodriguez, Sydney M	15	SCAR-NJ	2:23.33	
			32.87	1:08.37
			1:46.15	2:23.33
16 Verkleeren, Sophia A	16	KRKN-NI	2:23.57	
			33.71	1:09.25
			1:46.62	2:23.57
C - Final				
17 Waggoner, Madeline M	14	JW-MA	2:20.91	
			33.47	1:09.07
			1:44.79	2:20.91
18 Vasquez, Emily	17	SCAR-NJ	2:21.54	
			33.54	1:09.83
			1:46.11	2:21.54
19 Wang, Emily	14	MCSC-NJ	2:21.70	
			33.18	1:08.84
			1:45.61	2:21.70



2019 Futures Championships (Geneva, Ohio) - 8/1/2019 to 8/4/2019

Results

C - Final ... (Event 28 Women 200 LC Meter Backstroke)

Name	Age	Team	Finals Time
20 Sorbello, Sydney G	16	DELM-AD	2:22.25
33.93	1:10.03	1:46.41	2:22.25
21 Leen, Alana J	13	CRA-NE	2:23.04
33.27	1:09.46	1:46.49	2:23.04
22 Frick, Madeline E	17	CAC-MD	2:23.15
34.23	1:10.14	1:47.43	2:23.15
23 Duncan, Abigail J	17	MLAC-AM	2:25.05
33.09	1:09.88	1:47.77	2:25.05
24 Wetzol, Lauren E	16	MAC-MD	2:25.23
34.45	1:10.46	1:48.41	2:25.23

Event 28 Women 200 LC Meter Backstroke

Pool Record: 2:14.05 ! 6/15/2019 Paige M Hetrick
 2:14.69 OT Olympic Trials
 2:15.59 NAT 2019 National
 2:18.29 JR Junior National

Name	Age	Team	Prelim Time
Preliminaries			
1 Lynch, Kathleen M	20	PEAQ-AM	2:18.41 q
32.89	1:07.43	1:43.00	2:18.41
2 Clements, Emily E	17	PHX-NE	2:18.47 q
32.87	1:07.55	1:43.22	2:18.47
3 Aylmer, Lauren	17	NYSA-MR	2:18.85 q
32.61	1:07.76	1:43.69	2:18.85
4 Buerger, Victoria H	17	ANSC-AM	2:19.59 q
32.51	1:06.87	1:42.86	2:19.59
5 Charlat, Jenna C	15	PHX-NE	2:20.26 q
33.60	1:09.15	1:45.50	2:20.26
6 Muldoon, Devon P	16	CAT-NJ	2:20.46 q
33.27	1:08.28	1:43.87	2:20.46
7 Rotenberg, Mary H	16	EAST-MR	2:20.50 q
33.18	1:08.64	1:44.68	2:20.50
8 Travis, Brooke S	19	NCAP-PV	2:20.53 q
33.51	1:08.86	1:45.38	2:20.53
9 Debaecke, Sydney E	15	DST-MA	2:21.62 q
33.92	1:09.60	1:46.34	2:21.62
10 Rodriguez, Sydney M	15	SCAR-NJ	2:21.95 q
34.05	1:09.98	1:45.86	2:21.95
11 Griffin, Zoey O	13	CLSC-NI	2:22.25 q
33.41	1:09.33	1:46.67	2:22.25
*12 Scholer, Haley N	16	PCAC-MA	2:22.31 q
33.11	1:08.41	1:45.25	2:22.31
*12 Novinskiy, Victoria S	15	ESC-NE	2:22.31 q
33.71	1:09.62	1:45.84	2:22.31
14 Weaverling, Catherine A	16	DST-MA	2:22.45 q
33.69	1:09.79	1:46.80	2:22.45
15 Pisano, Olivia C	15	HEAT-LE	2:22.51 q
33.94	1:09.73	1:46.76	2:22.51
16 Korbly, Isabella A	16	PSC-NE	2:22.62 q
33.28	1:09.72	1:47.07	2:22.62

17 Verkleeren, Sophia A	16	KRKN-NI	2:22.71 q
33.21	1:08.57	1:45.54	2:22.71
18 Waggoner, Madeline M	14	JW-MA	2:22.77 q
32.63	1:08.01	1:44.87	2:22.77
19 Duncan, Abigail J	17	MLAC-AM	2:22.97 q
32.74	1:09.13	1:46.14	2:22.97
20 Frick, Madeline E	17	CAC-MD	2:23.09 q
33.57	1:10.19	1:46.57	2:23.09
21 Sorbello, Sydney G	16	DELM-AD	2:23.13 q
33.51	1:09.58	1:46.70	2:23.13
22 Wang, Emily	14	MCSC-NJ	2:23.32 q
33.28	1:09.05	1:46.74	2:23.32
23 Leen, Alana J	13	CRA-NE	2:23.42 q
33.03	1:08.84	1:46.46	2:23.42
24 Wetzol, Lauren E	16	MAC-MD	2:23.61 q
34.41	1:10.99	1:47.63	2:23.61
25 Vasquez, Emily	17	SCAR-NJ	2:23.67
33.60	1:09.38	1:46.65	2:23.67
26 Elms, Gaige L	19	EAST-MR	2:24.00
32.79	1:09.25	1:46.68	2:24.00
27 Hart, Crile E	20	CSI-LE	2:24.13
33.77	1:09.98	1:47.50	2:24.13
28 Thomas, Elizabeth C	15	KW-AM	2:24.40
34.31	1:10.68	1:48.14	2:24.40
29 Sullivan, Abigail D	17	SOLO-NE	2:24.42
34.49	1:10.73	1:47.83	2:24.42
30 Trolle, Camilla O	16	XCEL-NJ	2:24.54
33.66	1:09.74	1:46.90	2:24.54
31 Pryne, Jessica L	17	UN-03-MR	2:24.55
33.78	1:09.84	1:47.16	2:24.55
32 Mendonca, Kayla M	16	SOCO-CT	2:24.70
33.71	1:09.79	1:47.29	2:24.70
33 Hagberg, Madison E	15	OAK-CT	2:24.95
34.05	1:10.12	1:47.73	2:24.95
34 Cassily, Sophie E	16	PHX-NE	2:25.03
34.04	1:10.25	1:47.80	2:25.03
35 Karp, Sienna A	14	ASA-PV	2:25.25
33.49	1:10.23	1:47.69	2:25.25
36 Lee, Susie	13	SCAR-NJ	2:25.34
33.77	1:11.12	1:48.38	2:25.34
37 Reber, Lucy P	15	HEAT-LE	2:25.47
34.20	1:10.76	1:48.08	2:25.47
38 Maholic, Megan E	15	PWRS-AM	2:25.54
32.81	1:09.97	1:47.76	2:25.54
39 Ren, Ginger	17	CRIM-NE	2:25.62
33.34	1:10.19	1:47.94	2:25.62
40 Bugel, Talia M	14	RXA-AM	2:25.73
34.45	1:10.66	1:48.00	2:25.73
41 Earley, Cristin M	16	HMST-CT	2:26.15
34.13	1:10.81	1:48.56	2:26.15
42 Marstellar, Isabel A	15	CGBD-VA	2:26.17
34.12	1:10.88	1:48.78	2:26.17



2019 Futures Championships (Geneva, Ohio) - 8/1/2019 to 8/4/2019

Results

Preliminaries ... (Event 28 Women 200 LC Meter Backstroke)

Name	Age	Team	Prelim Time
43 Watts, Courtney M	13	FISH-PV	2:26.33
33.20	1:09.91	1:48.72	2:26.33
44 Taylor, Hayley S	16	MAC-MD	2:26.44
33.27	1:10.03	1:47.61	2:26.44
45 Moon, Zoe S	17	BAD-MR	2:26.59
33.26	1:09.67	1:47.44	2:26.59
46 Dong, Yunfan	18	CPP-AD	2:26.79
34.68	1:11.84	1:49.02	2:26.79
47 Swearingen, Macey L	16	OSSC-OH	2:26.89
34.07	1:11.44	1:49.54	2:26.89
48 Murphy, Janine A	15	CCS-LE	2:27.28
34.66	1:11.97	1:50.86	2:27.28
49 Hamblett, Ava S	15	HMST-CT	2:27.37
34.72	1:11.76	1:49.79	2:27.37
50 Panaroni, Emma L	16	SOCO-CT	2:27.56
34.04	1:10.99	1:49.25	2:27.56
51 Naccarella, Maria E	17	WEBS-NI	2:27.63
34.77	1:12.82	1:50.26	2:27.63
52 Bendokas, Tessa	14	NJRC-NJ	2:28.10
33.74	1:11.18	1:49.17	2:28.10
53 Knepper, Sophie N	16	TIDE-VA	2:28.75
33.76	1:10.47	1:49.14	2:28.75
54 Borowski, Ava M	15	NYSA-MR	2:29.06
34.82	1:11.79	1:50.63	2:29.06
55 Hunter, Esme C	17	WRAT-CT	2:29.09
33.54	1:10.55	1:49.38	2:29.09
56 Rademacher, Anne W	17	PHX-NE	2:29.27
34.24	1:11.91	1:50.92	2:29.27
57 Klein, Mikayla	17	EAST-MR	2:29.28
33.97	1:10.75	1:49.92	2:29.28
58 Trettel, Baily R	16	RXA-AM	2:29.31
34.03	1:12.47	1:51.91	2:29.31
59 Mahoney, Caroline E	17	CMA-ME	2:29.34
34.33	1:12.25	1:50.94	2:29.34
60 Bunstine, Riley L	16	PHST-OH	2:29.57
34.60	1:12.22	1:51.37	2:29.57
61 Crowley, Tahlia A	15	BEAR-CT	2:29.68
34.07	1:11.79	1:50.85	2:29.68
62 Holmes, Caroline O	17	PHST-OH	2:29.81
34.84	1:12.53	1:51.19	2:29.81
63 Vanbourgondien, Katherine L	17	TIDE-VA	2:29.84
33.87	1:11.49	1:50.57	2:29.84
64 Keating, Bronwyn T	19	ODAC-VA	2:29.88
35.00	1:12.73	1:51.66	2:29.88
65 Noll, Emily R	15	ASA-PV	2:29.98
34.78	1:12.34	1:51.03	2:29.98
66 Yablonski, Ava E	15	MWYS-NE	2:30.31
34.36	1:11.86	1:51.82	2:30.31
67 Moeykens, Riley S	16	KING-NE	2:30.39
34.61	1:11.97	1:50.95	2:30.39
68 Routh, Hannah R	15	OSSC-OH	2:30.58
34.87	1:12.39	1:50.69	2:30.58

69 Cooper, Kelsey M	15	USA-OH	2:31.23
34.89	1:12.04	1:52.03	2:31.23
70 Harrison, Tristan T	16	CGBD-VA	2:32.28
35.50	1:13.52	1:53.05	2:32.28
71 Adams, Grace C	16	UN-01-MR	2:32.36
34.00	1:11.91	1:52.71	2:32.36
72 Szuromi, Erin P	16	PACK-NI	2:32.65
34.10	1:12.45	1:52.44	2:32.65
73 Rogers, Molly A	15	FAST-LE	2:33.28
35.00	1:13.94	1:54.32	2:33.28
74 Sands, Wynter C	17	SOLO-NE	2:33.97
34.88	1:12.66	1:53.00	2:33.97
75 Glosson, Grace M	17	RAYS-OH	2:34.46
36.69	1:16.70	1:56.08	2:34.46
76 Walther, Pruitt	18	DR-OH	2:35.81
36.80	1:16.45	1:56.27	2:35.81
77 Best, Jordan E	15	MAC-MD	2:35.99
35.62	1:15.00	1:55.73	2:35.99
78 Patterson, Innocende R	16	MOON-AM	2:38.11
35.24	1:14.54	1:56.22	2:38.11
79 Baker, Anna	17	RAYS-OH	2:38.96
37.46	1:17.30	1:58.57	2:38.96
--- Gable, Isabella G	19	DR-OH	DFS
Declared false start			

Event 29 Men 200 LC Meter Backstroke

Pool Record: 2:02.38 ! 8/4/2019 Trayton R Saladin

2:02.99 OT Olympic Trials

2:03.29 NAT 2019 National

2:06.99 JR Junior National

Name	Age	Team	Finals Time
A - Final			
1 Bogart, Liam P	19	EAST-MR	2:04.40 JR
29.33	1:01.63	1:33.98	2:04.40
2 Ewing, James T	14	FISH-PV	2:05.32 JR
29.66	1:01.67	1:34.12	2:05.32
3 Fishman, Judd R	20	PEAQ-AM	2:06.76 JR
29.84	1:01.91	1:34.35	2:06.76
4 Rucci, David J	18	GPAC-MA	2:07.23
30.11	1:02.04	1:34.91	2:07.23
5 Whetstine, Clayton C	15	CGBD-VA	2:07.57
29.27	1:01.74	1:34.85	2:07.57
6 Redmond, Lawrence S	19	NCAP-PV	2:07.80
30.08	1:02.34	1:34.80	2:07.80
7 McEachern, John B	17	CRIM-NE	2:08.36
30.14	1:02.81	1:35.92	2:08.36
8 Saladin, Trayton R	21	CM-WV	2:16.96
27.93	57.31	1:42.24	2:16.96
B - Final			
9 Harlan, Josh W	19	CM-WV	2:08.13
30.02	1:02.04	1:35.16	2:08.13
10 Deppen, Jack C	16	NPAC-MA	2:08.36
30.08	1:02.41	1:35.29	2:08.36



2019 Futures Championships (Geneva, Ohio) - 8/1/2019 to 8/4/2019

Results

B - Final ... (Event 29 Men 200 LC Meter Backstroke)

Name	Age	Team	Finals Time
11 Kiesel, Garrett W	17	EAST-MR	2:09.02
30.27	1:02.78	1:36.00	2:09.02
12 Young, Jake E	17	RAYS-OH	2:09.96
31.46	1:04.30	1:37.77	2:09.96
13 Galbraith, Jack A	19	UN-05-VA	2:11.06
30.29	1:03.53	1:37.97	2:11.06
14 O'Brien, Sam A	16	FISH-PV	2:11.45
30.74	1:03.78	1:37.92	2:11.45
15 Januario, Jack F	16	ESC-NE	2:13.61
30.63	1:04.27	1:37.86	2:13.61
16 Simms, Sean A	16	GPAC-MA	2:14.00
31.65	1:05.40	1:39.63	2:14.00

C - Final

17 Hurle, Joseph M	17	NYSA-MR	2:06.59	JR
29.65	1:01.26	1:34.17	2:06.59	
18 Riedel, Alexander R	17	MAC-MD	2:08.43	
30.54	1:03.05	1:35.85	2:08.43	
19 Delisle, Nathan L	14	ABF-NE	2:08.96	
30.42	1:02.72	1:35.97	2:08.96	
20 Hogan, Ryan B	16	SOLO-NE	2:09.21	
30.50	1:03.11	1:36.13	2:09.21	
21 Stump, Zachary M	15	DCST-OH	2:09.58	
29.94	1:02.97	1:36.82	2:09.58	
22 Campbell, Samuel A	15	DR-OH	2:09.60	
30.39	1:02.89	1:36.31	2:09.60	
23 Cahnbley, Tobias J	17	XCEL-NJ	2:12.20	
31.20	1:04.69	1:38.81	2:12.20	
24 Russo, Angelo J	20	CM-WV	2:12.24	
30.58	1:03.76	1:38.13	2:12.24	

Event 29 Men 200 LC Meter Backstroke

Pool Record: **2:02.38** ! 8/4/2019 Trayton R Saladin
2:02.99 OT Olympic Trials
2:03.29 NAT 2019 National
2:06.99 JR Junior National

Name	Age	Team	Prelim Time
Preliminaries			
1 Saladin, Trayton R	21	CM-WV	2:02.38! qOT
29.05	1:00.49	1:31.98	2:02.38
2 Bogart, Liam P	19	EAST-MR	2:04.10 qJR
29.39	1:00.89	1:32.71	2:04.10
3 Fishman, Judd R	20	PEAQ-AM	2:06.86 qJR
30.02	1:01.82	1:34.32	2:06.86
4 Ewing, James T	14	FISH-PV	2:06.97 qJR
30.10	1:02.28	1:35.15	2:06.97
5 Redmond, Lawrence S	19	NCAP-PV	2:07.28 q
29.65	1:01.56	1:34.11	2:07.28
6 McEachern, John B	17	CRIM-NE	2:07.29 q
29.98	1:02.28	1:34.75	2:07.29
7 Rucci, David J	18	GPAC-MA	2:07.53 q
29.84	1:02.10	1:34.81	2:07.53

8 Whetstine, Clayton C	15	CGBD-VA	2:07.64	q
29.25	1:01.07	1:34.12	2:07.64	
9 Januario, Jack F	16	ESC-NE	2:08.28	q
30.01	1:02.07	1:35.07	2:08.28	
10 Harlan, Josh W	19	CM-WV	2:08.96	q
31.01	1:03.93	1:36.87	2:08.96	
11 Tong, Justin H	17	XCEL-NJ	2:08.98	q
30.24	1:01.81	1:35.09	2:08.98	
12 O'Brien, Sam A	16	FISH-PV	2:09.07	q
30.51	1:03.10	1:35.87	2:09.07	
13 Simms, Sean A	16	GPAC-MA	2:09.51	q
30.57	1:02.90	1:36.31	2:09.51	
14 Deppen, Jack C	16	NPAC-MA	2:09.53	q
29.99	1:02.50	1:36.00	2:09.53	
15 Young, Jake E	17	RAYS-OH	2:09.86	q
30.54	1:02.96	1:36.23	2:09.86	
16 Kiesel, Garrett W	17	EAST-MR	2:09.87	q
30.90	1:03.56	1:36.43	2:09.87	
*17 Riedel, Alexander R	17	MAC-MD	2:09.91	q
30.19	1:02.75	1:36.59	2:09.91	
*17 Galbraith, Jack A	19	UN-05-VA	2:09.91	q
30.56	1:04.03	1:37.77	2:09.91	
19 Hurle, Joseph M	17	NYSA-MR	2:09.93	q
29.98	1:02.46	1:36.29	2:09.93	
*20 Stump, Zachary M	15	DCST-OH	2:09.98	q
30.51	1:03.62	1:37.40	2:09.98	
*20 Delisle, Nathan L	14	ABF-NE	2:09.98	q
30.42	1:02.66	1:36.77	2:09.98	
22 Russo, Angelo J	20	CM-WV	2:10.00	q
30.32	1:03.02	1:36.44	2:10.00	
23 Hogan, Ryan B	16	SOLO-NE	2:10.07	q
30.51	1:03.11	1:36.66	2:10.07	
24 Campbell, Samuel A	15	DR-OH	2:10.26	q
30.67	1:03.37	1:36.95	2:10.26	
25 Cahnbley, Tobias J	17	XCEL-NJ	2:10.56	
30.74	1:03.22	1:36.62	2:10.56	
26 Yburan, Jaeden-hans M	15	CAT-NJ	2:10.67	
30.38	1:03.66	1:37.08	2:10.67	
27 Liang-Gilman, Edwin L	17	XCEL-NJ	2:10.68	
30.42	1:03.00	1:36.44	2:10.68	
28 Dubey, Mitchell C	15	ABF-NE	2:10.71	
30.68	1:02.96	1:37.22	2:10.71	
29 Settembrine, Nicholas R	18	MOON-AM	2:10.73	
30.90	1:04.33	1:37.41	2:10.73	
30 Pierce, Adrien T	16	EAST-MR	2:11.27	
30.41	1:04.09	1:38.11	2:11.27	
31 Riva, Jake T	17	NJB-NJ	2:11.38	
29.97	1:03.06	1:37.62	2:11.38	
32 Madzy, Joshua D	19	CM-WV	2:11.68	
31.86	1:05.65	1:38.94	2:11.68	
33 Rine, Joshua V	20	DR-OH	2:11.94	
30.75	1:04.23	1:38.90	2:11.94	



2019 Futures Championships (Geneva, Ohio) - 8/1/2019 to 8/4/2019

Results

Preliminaries ... (Event 29 Men 200 LC Meter Backstroke)

Name	Age	Team	Prelim Time
34 Horstkamp-Vinekar, Ian T	17	ABF-NE	2:12.29
31.33	1:04.55	1:38.01	2:12.29
35 Neff, Ethan L	17	PWRS-AM	2:12.30
29.87	1:03.28	1:38.15	2:12.30
36 Titus, Zachary E	17	PWRS-AM	2:12.33
30.50	1:04.20	1:39.24	2:12.33
37 Coleman, Nathan J	15	ABF-NE	2:12.54
31.40	1:04.74	1:38.34	2:12.54
38 Maldari, Caleb D	14	BGSC-NE	2:12.67
30.85	1:04.52	1:38.39	2:12.67
39 Stoll, Eli C	15	GCST-OH	2:12.72
31.02	1:05.05	1:39.36	2:12.72
40 Twiss, Austin R	18	WRAT-CT	2:12.87
31.03	1:05.13	1:39.68	2:12.87
41 Marquardt, Matthew D	21	XCEL-NJ	2:12.89
31.03	1:04.01	1:38.20	2:12.89
42 House, Thomas J	15	DR-OH	2:13.10
31.33	1:04.72	1:39.06	2:13.10
*43 Bell, Brandon S	16	SEA-MA	2:13.79
30.43	1:03.63	1:38.45	2:13.79
*43 Ludlow, Benjamin L	18	MERC-NI	2:13.79
30.65	1:04.62	1:39.83	2:13.79
45 Clough, Andrew J	16	STAR-NI	2:13.89
30.98	1:05.31	1:40.50	2:13.89
46 Currie, Gavin P	16	MAC-MD	2:14.08
31.61	1:05.76	1:40.74	2:14.08
47 Leighninger, Ian F	17	DR-OH	2:14.24
30.60	1:04.56	1:39.72	2:14.24
48 Replogle, Jacob	15	NPAC-MA	2:14.35
30.79	1:04.16	1:39.20	2:14.35
49 Yu, Andrew S	15	RAC-CT	2:14.39
31.58	1:05.75	1:40.57	2:14.39
50 Tingley, Aaron R	17	FISH-PV	2:14.65
30.95	1:04.58	1:39.15	2:14.65
51 Wahl, Alec J	20	WEBS-NI	2:15.01
30.32	1:04.19	1:39.71	2:15.01
52 Eckerson, Benjamin	16	SRAY-NJ	2:15.64
30.86	1:05.35	1:41.52	2:15.64
53 Rocca, Sean M	18	TAC-VA	2:15.72
31.86	1:06.37	1:41.40	2:15.72
54 Venci, Charles P	17	SOLO-NE	2:15.90
30.34	1:04.21	1:39.73	2:15.90
55 Tuckerman, Jacob S	19	HEAT-LE	2:16.50
30.80	1:04.97	1:39.91	2:16.50
56 Lilley, Jack A	17	SJAC-MA	2:16.92
30.58	1:04.86	1:40.87	2:16.92
57 Toothman, Zachary J	16	CSI-LE	2:17.86
31.79	1:06.58	1:42.45	2:17.86
58 Thomas, Alec J	19	PWRS-AM	2:17.98
32.51	1:07.96	1:43.66	2:17.98
59 Laslo, Gabriel S	17	BLUE-MA	2:18.11
31.82	1:06.09	1:41.62	2:18.11

60 Bennici, Charles R	17	MAC-MD	2:18.27
31.93	1:05.70	1:41.16	2:18.27
61 Ma, Jonathan Y	18	EAST-MR	2:18.48
31.60	1:06.44	1:42.21	2:18.48
62 Bogniard, Joshua D	16	NHA-AM	2:18.53
31.30	1:06.55	1:41.96	2:18.53
--- Cushman, Timothy P	18	EAST-MR	DFS
Declared false start			
--- Schauer, Wesley E	16	DR-OH	DFS
Declared false start			

Event 30 Women 1500 LC Meter Freestyle


Pool Record: 16:57.74 ! 8/6/2017 Meghan P Joram

16:49.19 OT Olympic Trials

16:49.19 NAT 2019 National

17:11.29 JR Junior National

Name	Age	Team	Finals Time
1 Travis, Brooke S	19	NCAP-PV	17:05.34 JR
31.63	1:05.79	1:40.19	2:14.68
2:49.41	3:23.70	3:57.88	4:32.12
5:06.17	5:40.41	6:14.70	6:48.63
7:22.99	7:56.92	8:31.43	9:05.59
9:40.19	10:14.26	10:48.92	11:23.25
11:57.68	12:31.79	13:06.05	13:40.32
14:15.00	14:49.13	15:23.76	15:58.16
16:32.25	17:05.34		
2 Dyjak, Ella S	16	CAC-CT	17:11.56
31.05	1:04.80	1:39.08	2:13.54
2:47.92	3:22.26	3:56.93	4:31.54
5:06.18	5:40.63	6:15.38	6:49.73
7:24.54	7:58.87	8:33.74	9:08.39
9:43.12	10:17.61	10:52.55	11:27.16
12:02.17	12:36.20	13:11.22	13:45.84
14:20.67	14:55.23	15:30.08	16:04.29
16:38.65	17:11.56		
3 Geringer, Maya E	17	USA-OH	17:15.59
31.25	1:05.02	1:39.57	2:14.39
2:49.15	3:23.96	3:58.89	4:34.07
5:09.08	5:44.01	6:18.95	6:53.75
7:28.77	8:03.44	8:38.36	9:12.77
9:47.45	10:22.05	10:56.81	11:31.55
12:06.31	12:40.72	13:15.43	13:49.79
14:24.50	14:58.83	15:33.70	16:08.27
16:42.70	17:15.59		
4 Johnson, Julia A	17	LESD-LE	17:21.45
31.52	1:05.31	1:39.50	2:13.91
2:48.27	3:23.03	3:57.61	4:32.14
5:06.56	5:41.27	6:15.79	6:50.44
7:25.02	8:00.06	8:34.79	9:10.14
9:44.96	10:20.13	10:55.35	11:30.47
12:05.89	12:41.13	13:16.28	13:51.54
14:26.54	15:01.85	15:36.75	16:12.16
16:46.87	17:21.45		



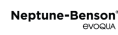
2019 Futures Championships (Geneva, Ohio) - 8/1/2019 to 8/4/2019

Results

(Event 30 Women 1500 LC Meter Freestyle)

Name	Age	Team	Finals Time
5 Mock, Tessa J	16	CCSC-NE	17:21.70
32.76	1:07.27	1:41.42	2:15.90
2:50.39	3:24.97	3:59.69	4:34.42
5:08.99	5:43.91	6:18.62	6:53.51
7:28.51	8:03.33	8:38.44	9:13.24
9:48.27	10:23.37	10:58.84	11:33.81
12:09.26	12:44.50	13:19.37	13:54.17
14:29.16	15:03.88	15:38.93	16:13.95
16:48.93	17:21.70		
6 Hurst, Kate M	13	SCAR-NJ	17:24.62
30.91	1:04.63	1:39.18	2:14.06
2:48.98	3:23.72	3:58.62	4:33.37
5:08.23	5:43.16	6:13.64	6:52.87
7:27.95	8:02.83	8:32.82	9:12.99
9:48.05	10:23.35	10:51.57	11:33.67
12:09.26	12:44.62	13:19.89	13:55.26
14:30.64	15:06.02	15:41.49	16:16.68
16:51.64	17:24.62		
7 Kalandadze, Anna	18	RAD-MA	17:29.00
30.86	1:04.13	1:38.26	2:12.54
2:47.06	3:21.97	3:56.84	4:32.09
5:07.07	5:42.31	6:17.26	6:52.49
7:27.89	8:03.37	8:39.02	9:14.49
9:50.14	10:25.77	11:01.38	11:37.41
12:12.62	12:48.23	13:23.77	13:59.19
14:34.53	15:09.98	15:45.77	16:20.77
16:55.96	17:29.00		
8 Quarin, Elizabeth M	18	DR-OH	17:29.73
31.77	1:05.95	1:40.69	2:15.77
2:46.29	3:25.64	3:58.70	4:35.36
5:06.56	5:45.31	6:20.62	6:55.81
7:31.09	8:06.47	8:42.09	9:17.54
9:47.89	10:28.87	11:01.99	11:40.27
12:15.51	12:50.98	13:26.09	14:01.33
14:36.35	15:11.62	15:46.42	16:21.54
16:49.72	17:29.73		
9 Bagnall, Morgan P	15	BULL-CT	17:29.82
32.07	1:06.85	1:42.41	2:17.83
2:53.17	3:28.05	4:03.24	4:37.95
5:12.96	5:47.56	6:22.61	6:57.27
7:32.31	8:07.08	8:42.38	9:17.09
9:52.46	10:27.74	11:03.44	11:38.81
12:14.37	12:49.14	13:24.52	13:59.72
14:35.31	15:10.98	15:46.57	16:21.91
16:57.37	17:29.82		

10 Knapp, Sophia K	14 TIDE-VA	17:31.13
30.52	1:04.47	1:38.40
2:46.70	3:21.58	3:55.88
5:06.03	5:41.50	6:16.46
7:27.27	8:03.38	8:38.79
9:49.94	10:25.92	11:01.43
12:13.12	12:49.36	13:24.64
14:36.18	15:11.67	15:47.39
16:57.67	17:31.13	
11 Reich, Megan A	15 PHX-NE	17:33.73
30.69	1:04.97	1:39.55
2:50.01	3:24.74	4:00.38
5:08.79	5:47.34	6:22.68
7:33.41	8:08.32	8:43.50
9:54.17	10:29.70	11:05.06
12:16.50	12:52.13	13:27.77
14:38.54	15:14.53	15:49.94
17:00.10	17:33.73	
12 Conley, Audrey M	16 DR-OH	17:34.84
32.14	1:06.50	1:41.33
2:51.66	3:26.47	4:01.53
5:11.68	5:46.67	6:22.04
7:32.55	8:07.38	8:43.01
9:53.94	10:29.05	11:04.44
12:15.20	12:50.45	13:25.82
14:36.46	15:11.74	15:47.55
16:59.49	17:34.84	
13 Bonezzi, Jessica A	21 FAST-LE	17:35.75
31.92	1:06.43	1:41.18
2:51.61	3:26.82	4:02.33
5:12.72	5:48.20	6:23.53
7:34.24	8:09.71	8:45.21
9:55.88	10:31.59	11:07.07
12:17.89	12:53.69	13:29.23
14:40.19	15:15.67	15:51.00
17:01.29	17:35.75	
14 Phelps, Anna E	14 PWAC-MA	17:35.83
30.89	1:04.43	1:38.98
2:48.36	3:23.15	3:57.85
5:07.80	5:43.24	6:14.88
7:28.44	8:04.19	8:31.11
9:44.64	10:26.60	11:01.92
12:14.04	12:50.59	13:21.14
14:30.90	15:15.06	15:42.02
17:01.89	17:35.83	
15 Waggoner, Alexandra M	16 JW-MA	17:36.23
31.95	1:06.50	1:41.32
2:50.68	3:25.48	4:00.91
5:11.01	5:46.09	6:21.75
7:32.62	8:08.19	8:43.50
9:54.64	10:30.30	11:06.08
12:17.08	12:53.00	13:28.76
14:40.30	15:15.81	15:51.66
17:02.53	17:36.23	



2019 Futures Championships (Geneva, Ohio) - 8/1/2019 to 8/4/2019

Results

(Event 30 Women 1500 LC Meter Freestyle)

Name	AgeTeam	Finals Time
16 Park, Isabella	17 SCAR-NJ	17:41.83
32.11	1:06.73	1:41.78
2:52.32	3:27.41	4:02.74
5:13.52	5:49.14	6:24.94
7:36.07	8:11.40	8:46.92
9:58.38	10:34.07	11:09.77
12:21.17	12:57.00	13:32.80
14:44.36	15:19.85	15:55.73
17:07.08	17:41.83	
17 Weinstein, Claire J	12 WEST-MR	17:50.62
31.26	1:04.78	1:39.37
2:46.30	3:24.95	4:00.92
5:12.62	5:48.58	6:24.86
7:37.72	8:13.98	8:50.29
10:02.79	10:39.00	11:08.96
12:27.82	13:04.07	13:40.04
14:44.95	15:28.16	16:04.27
17:15.68	17:50.62	
18 Bastone, Alexandra A	14 GRYM-CT	17:50.81
31.47	1:05.91	1:40.59
2:50.98	3:26.68	4:02.35
5:13.83	5:49.75	6:25.31
7:37.08	8:13.07	8:48.75
10:01.02	10:37.37	11:13.56
12:25.87	13:02.02	13:34.64
14:49.81	15:28.90	16:05.68
17:17.29	17:50.81	
19 Wisner, Taryn A	16 VICT-NI	17:52.06
32.39	1:07.39	1:42.85
2:54.89	3:30.75	4:06.70
5:18.79	5:54.89	6:31.12
7:43.35	8:19.37	8:55.52
10:07.62	10:43.95	11:20.21
12:32.65	13:08.76	13:45.02
14:57.20	15:32.96	16:08.94
17:18.98	17:52.06	
20 Christinis, Cateri M	20 JCCS-AM	17:53.68
31.84	1:06.73	1:42.21
2:53.91	3:29.68	4:05.50
5:16.85	5:52.48	6:28.61
7:40.06	8:15.79	8:51.84
10:03.87	10:39.72	11:15.75
12:28.22	13:04.40	13:40.75
14:50.25	15:29.71	16:06.20
17:18.78	17:53.68	

21 Li, Dana Y	14 BGSC-NE	17:57.71
31.70	1:06.41	1:41.89
2:53.30	3:29.62	4:05.64
5:18.30	5:54.69	6:30.66
7:43.30	8:19.97	8:56.22
10:08.59	10:45.13	11:21.22
12:33.94	13:10.52	13:46.76
14:59.60	15:35.88	16:11.97
17:23.08	17:57.71	

22 Spicer, Leigh K	16 KING-NE	18:02.67
32.65	1:07.27	1:42.74
2:54.22	3:30.18	4:06.44
5:18.71	5:54.56	6:24.21
7:43.53	8:19.86	8:56.27
10:09.10	10:45.54	11:21.89
12:34.91	13:11.53	13:48.07
15:01.15	15:38.01	16:14.25
17:27.48	18:02.67	

23 Kehley, Claire E	15 WRAT-CT	18:38.03
32.18	1:07.32	1:42.98
2:56.47	3:33.31	4:10.71
5:24.59	6:01.96	6:40.31
7:57.07	8:35.29	9:14.04
10:30.64	11:09.31	11:48.13
13:03.77	13:40.57	14:18.89
15:35.04	16:12.19	16:49.40
18:02.68	18:38.03	

--- Rice, McKenzie F 19 FAST-LE DFS
Declared false start

Event 31 Women 200 LC Meter IM

Pool Record: 2:18.25 ! 8/4/2019 Emma E Brinton

2:17.39 OT Olympic Trials

2:17.99 NAT 2019 National

2:20.99 JR Junior National

Name	AgeTeam	Finals Time
A - Final		
1 Brinton, Emma E	20 DUQU-AM	2:18.25! JR
29.99	1:04.44	1:44.88
2 Paoletti, Isabella N	17 DST-MA	2:18.98 JR
30.54	1:05.68	1:46.89
3 Elliott, Dakota L	19 PEAQ-AM	2:19.03 JR
30.28	1:06.69	1:47.14
4 Buerger, Victoria H	17 ANSC-AM	2:20.69 JR
30.80	1:06.67	1:48.78
5 Manning, Eliza K	21 RICH-VA	2:20.72 JR
30.25	1:06.67	1:48.25
6 Cappabianca, Giovanna S	18 HEAT-LE	2:21.31
30.94	1:08.35	1:49.18
7 Menzer, Emma G	18 DST-MA	2:21.38
30.13	1:06.88	1:48.62
8 Pryne, Jessica L	17 UN-03-MR	2:22.86
30.69	1:05.39	1:48.47



2019 Futures Championships (Geneva, Ohio) - 8/1/2019 to 8/4/2019

Results

B - Final ... (Event 31 Women 200 LC Meter IM)

Name	Age	Team	Finals Time
B - Final			
9 Amuan, Malia T	15	PHX-NE	2:22.70
30.20	1:06.45	1:49.05	2:22.70
10 Pash, Jaclyn D	21	FAST-LE	2:23.34
30.90	1:07.15	1:49.84	2:23.34
11 Franks, Ava L	17	EAST-MR	2:23.61
30.40	1:06.56	1:49.74	2:23.61
12 Panitz, Josephine H	17	EAST-MR	2:23.69
30.56	1:07.04	1:49.22	2:23.69
13 Wisniewski, Emily	17	UN-07-MA	2:25.04
30.59	1:08.06	1:52.13	2:25.04
14 Milio, Theresa A	17	NYSA-MR	2:25.42
30.61	1:08.12	1:50.35	2:25.42
15 Wang, Emily	14	MCSC-NJ	2:25.97
30.95	1:08.45	1:51.99	2:25.97
16 Muldoon, Devon P	16	CAT-NJ	2:27.14
31.65	1:08.93	1:53.59	2:27.14

C - Final

17 Kahn, Shelby C	16	UN-02-MA	2:24.54
30.97	1:09.92	1:51.62	2:24.54
18 Cole, Meghan A	16	MAC-MD	2:24.93
30.72	1:07.14	1:50.16	2:24.93
19 Aurnou-Rhees, Jordan W	17	OSSC-OH	2:25.35
29.99	1:05.86	1:50.61	2:25.35
20 Aylmer, Lauren	17	NYSA-MR	2:25.54
31.31	1:07.88	1:51.63	2:25.54
21 Craig, Catherine K	18	KRKN-NI	2:25.66
32.36	1:10.56	1:52.17	2:25.66
22 Voytek, Mara J	18	CSI-LE	2:25.79
30.80	1:08.48	1:52.31	2:25.79
23 Sullivan, Abigail D	17	SOLO-NE	2:26.22
31.45	1:08.49	1:52.72	2:26.22
24 Gaffney, Laura M	16	CGBD-VA	2:26.43
30.98	1:07.15	1:52.38	2:26.43

Event 31 Women 200 LC Meter IM

Pool Record: 2:18.25 ! 8/4/2019 Emma E Brinton

2:17.39 OT Olympic Trials

2:17.99 NAT 2019 National

2:20.99 JR Junior National

Name	Age	Team	Prelim Time
Preliminaries			
1 Elliott, Dakota L	19	PEAQ-AM	2:20.56 qJR
30.60	1:08.74	1:48.60	2:20.56
2 Paoletti, Isabella N	17	DST-MA	2:21.08 q
31.01	1:07.87	1:49.20	2:21.08
3 Manning, Eliza K	21	RICH-VA	2:21.66 q
30.43	1:06.84	1:48.44	2:21.66
4 Brinton, Emma E	20	DUQU-AM	2:21.67 q
29.82	1:04.76	1:45.68	2:21.67

5 Buerger, Victoria H	17	ANSC-AM	2:22.91 q
31.01	1:06.98	1:50.64	2:22.91
6 Menzer, Emma G	18	DST-MA	2:22.93 q
30.48	1:07.29	1:49.64	2:22.93
7 Cappabianca, Giovanna S	18	HEAT-LE	2:23.14 q
31.23	1:09.11	1:50.44	2:23.14
8 Pryne, Jessica L	17	UN-03-MR	2:23.69 q
30.55	1:05.91	1:49.22	2:23.69
9 Wisniewski, Emily	17	UN-07-MA	2:23.72 q
30.39	1:08.03	1:50.90	2:23.72
10 Panitz, Josephine H	17	EAST-MR	2:23.73 q
30.14	1:07.27	1:49.20	2:23.73
11 Wang, Emily	14	MCSC-NJ	2:24.46 q
31.33	1:08.15	1:50.71	2:24.46
12 Pash, Jaclyn D	21	FAST-LE	2:24.96 q
31.12	1:07.38	1:50.62	2:24.96
13 Franks, Ava L	17	EAST-MR	2:25.06 q
30.50	1:07.62	1:51.13	2:25.06
14 Milio, Theresa A	17	NYSA-MR	2:25.24 q
31.06	1:08.91	1:51.64	2:25.24
*15 Amuan, Malia T	15	PHX-NE	2:25.40 q
30.62	1:07.36	1:52.15	2:25.40
*15 Muldoon, Devon P	16	CAT-NJ	2:25.40 q
31.47	1:08.62	1:51.79	2:25.40
17 Aurnou-Rhees, Jordan W	17	OSSC-OH	2:25.49 q
30.28	1:06.66	1:50.91	2:25.49
18 Gaffney, Laura M	16	CGBD-VA	2:25.52 q
30.76	1:06.97	1:51.26	2:25.52
19 Johnston, Sabrina K	15	BGNW-MR	2:25.80 q
30.53	1:07.85	1:51.54	2:25.80
20 Aylmer, Lauren	17	NYSA-MR	2:25.82 q
31.50	1:07.26	1:50.59	2:25.82
21 Cole, Meghan A	16	MAC-MD	2:25.90 q
30.89	1:07.57	1:50.71	2:25.90
22 Brust, Gabrielle L	17	PHST-OH	2:26.01 q
29.65	1:07.40	1:51.88	2:26.01
23 Craig, Catherine K	18	KRKN-NI	2:26.13 q
32.11	1:10.68	1:51.58	2:26.13
24 Kahn, Shelby C	16	UN-02-MA	2:26.23 q
30.87	1:10.61	1:52.51	2:26.23
25 Voytek, Mara J	18	CSI-LE	2:26.54
30.85	1:08.38	1:52.40	2:26.54
26 Sullivan, Abigail D	17	SOLO-NE	2:26.55
31.49	1:09.37	1:53.35	2:26.55
27 Lee, Megan C	15	WEST-MR	2:26.63
31.82	1:10.06	1:52.46	2:26.63
28 Martino, Alexis G	15	PHX-NE	2:26.67
30.21	1:07.99	1:52.19	2:26.67
29 Berzanski, Ava L	17	JW-MA	2:26.69
31.49	1:10.81	1:52.29	2:26.69
30 Riley, Leah M	17	CGBD-VA	2:26.70
30.66	1:08.34	1:52.93	2:26.70



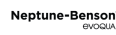
2019 Futures Championships (Geneva, Ohio) - 8/1/2019 to 8/4/2019

Results

Preliminaries ... (Event 31 Women 200 LC Meter IM)

Name	Age	Team	Prelim Time
31 Amar, Kate M	18	EAST-MR	2:26.72
31.54	1:08.52	1:53.56	2:26.72
32 Gambardella, Angela J	17	SOCO-CT	2:26.82
31.80	1:11.45	1:52.05	2:26.82
33 Grau, Mckenzie N	17	RAYS-OH	2:26.90
30.64	1:11.11	1:51.88	2:26.90
34 Verkleeren, Sophia A	16	KRKN-NI	2:27.15
32.38	1:08.95	1:52.95	2:27.15
35 Shao, Sophie W	14	KW-AM	2:27.20
30.47	1:09.24	1:52.57	2:27.20
36 Sargent, Savannah R	18	IA-MR	2:27.26
31.82	1:09.86	1:52.88	2:27.26
37 Scholer, Haley N	16	PCAC-MA	2:27.32
31.91	1:07.95	1:52.53	2:27.32
38 Lee, Susie	13	SCAR-NJ	2:27.39
31.79	1:09.26	1:54.13	2:27.39
39 Sunderhauf, Skylar L	16	FISH-PV	2:27.45
32.12	1:12.07	1:54.29	2:27.45
40 Marsteller, Isabel A	15	CGBD-VA	2:27.46
30.54	1:07.53	1:53.96	2:27.46
41 Waggoner, Madeline M	14	JW-MA	2:27.65
32.67	1:09.58	1:52.19	2:27.65
42 Frick, Madeline E	17	CAC-MD	2:27.74
31.72	1:09.98	1:54.34	2:27.74
43 Roemer, Samantha N	16	UN-02-NI	2:27.81
31.90	1:09.90	1:52.95	2:27.81
44 Miller, Grace E	17	MCSC-NJ	2:27.85
31.22	1:08.25	1:54.70	2:27.85
45 Korbly, Isabella A	16	PSC-NE	2:27.88
31.39	1:07.37	1:51.92	2:27.88
46 Hargraves, Hannah R	17	MAC-MD	2:27.94
32.19	1:10.69	1:53.36	2:27.94
47 Rodriguez, Sydney M	15	SCAR-NJ	2:28.23
31.71	1:08.98	1:54.78	2:28.23
48 Intihar, Elizabeth D	18	BKYS-OH	2:28.44
32.03	1:10.10	1:55.66	2:28.44
49 Colborn, Georgia A	13	DST-MA	2:28.52
29.90	1:07.20	1:55.51	2:28.52
50 Gaguzis, Peri S	14	KW-AM	2:28.54
33.98	1:11.34	1:54.64	2:28.54
51 Sorbello, Sydney G	16	DELM-AD	2:28.58
32.75	1:11.14	1:52.84	2:28.58
52 Bitting, Kaitlyn B	16	LAC-MA	2:28.61
30.85	1:12.40	1:54.04	2:28.61
53 Morrison, Michaela	21	MACH-PV	2:28.92
31.59	1:11.80	1:54.40	2:28.92
54 Routzahn, Sophia M	15	FAST-MD	2:28.94
31.36	1:09.10	1:53.05	2:28.94
55 Reilly, Alyssa C	16	CGBD-VA	2:29.08
31.31	1:09.09	1:54.30	2:29.08
56 Detwiler, Tatum E	18	UN-01-AM	2:29.11
32.30	1:12.84	1:53.99	2:29.11

57 Debaecke, Sydney E	15	DST-MA	2:29.21
32.49	1:10.04	1:55.68	2:29.21
58 Redman, Emma L	13	FISH-PV	2:29.54
32.35	1:10.51	1:54.14	2:29.54
59 Erwin, Catherine E	20	UDEL-MA	2:29.72
31.64	1:09.88	1:56.10	2:29.72
60 Lillis, Erin K	18	MAC-MD	2:29.74
31.57	1:10.39	1:54.45	2:29.74
61 Berlin, Lindsay P	17	LESD-LE	2:29.79
32.39	1:10.67	1:54.62	2:29.79
62 Deangelis, Ava I	16	KING-NE	2:30.04
32.79	1:13.43	1:54.57	2:30.04
63 Xie, Cynthia J	16	ABF-NE	2:30.14
31.33	1:11.57	1:54.70	2:30.14
64 Swearingen, Macey L	16	OSSC-OH	2:30.34
31.94	1:10.03	1:55.28	2:30.34
65 Long, Lauren E	16	BWST-PV	2:30.38
32.73	1:12.16	1:54.71	2:30.38
*66 Clark, Brooke-lynn F	15	CGBD-VA	2:30.44
32.19	1:11.04	1:54.77	2:30.44
*66 Cassily, Sophie E	16	PHX-NE	2:30.44
32.99	1:08.69	1:56.45	2:30.44
68 Ellington, Ann C	15	CGBD-VA	2:30.46
31.13	1:10.11	1:54.94	2:30.46
69 Chidley, Nell D	18	CAC-CT	2:30.60
30.54	1:08.36	1:55.85	2:30.60
70 Jogani, Elizabeth P	21	UDEL-MA	2:30.65
32.65	1:11.45	1:56.11	2:30.65
71 Phelps, Anna E	14	PWAC-MA	2:30.78
30.74	1:08.42	1:55.10	2:30.78
72 White, Kathryn R	15	ABF-NE	2:30.81
31.07	1:09.63	1:56.37	2:30.81
73 Benavides, Hannah L	16	CAC-CT	2:31.00
31.91	1:12.32	1:54.84	2:31.00
*74 Lochridge, Anne E	20	FAST-LE	2:31.01
32.53	1:14.53	1:56.00	2:31.01
*74 Fritz, Madison L	16	NPAC-MA	2:31.01
32.57	1:12.23	1:55.67	2:31.01
76 Leen, Alana J	13	CRA-NE	2:31.05
32.97	1:10.97	1:56.46	2:31.05
77 Derby, Ella M	15	KING-NE	2:31.35
33.95	1:12.81	1:56.26	2:31.35
78 Martin, Allison M	16	FISH-PV	2:31.43
32.41	1:11.37	1:56.11	2:31.43
79 Karp, Sienna A	14	ASA-PV	2:31.50
31.28	1:12.07	1:56.82	2:31.50
80 Earley, Cristin M	16	HMST-CT	2:31.65
33.12	1:10.73	1:56.94	2:31.65
81 Wu, Dora M	17	FISH-PV	2:31.79
32.76	1:12.92	1:55.18	2:31.79
82 Stark, Maryclaire	17	PWRS-AM	2:31.84
33.51	1:13.48	1:55.94	2:31.84
83 Lamoureux, Brooke M	18	TIDE-VA	2:31.86
31.88	1:11.52	1:56.25	2:31.86



2019 Futures Championships (Geneva, Ohio) - 8/1/2019 to 8/4/2019

Results

Preliminaries ... (Event 31 Women 200 LC Meter IM)

Name	Age	Team	Prelim Time
84 Casolo, Samantha A	17	MAC-MD	2:31.91
32.22	1:12.99	1:57.93	2:31.91
85 Hagberg, Samantha M	17	OAK-CT	2:31.96
31.59	1:10.16	1:57.02	2:31.96
86 Nagle, Mia A	15	FAST-LE	2:32.02
32.09	1:13.31	1:56.45	2:32.02
87 Larkin, Ava R	15	ABF-NE	2:32.25
33.07	1:12.51	1:57.20	2:32.25
88 Hosking, Sarah O	16	UN-09-MA	2:32.45
32.32	1:12.24	1:55.70	2:32.45
89 Robb, Jamyson G	17	CCS-LE	2:32.47
33.02	1:11.82	1:54.50	2:32.47
90 Hu, Ashley S	17	EAST-MR	2:32.57
32.63	1:13.83	1:56.01	2:32.57
91 Renuart, Bryanna J	18	FAST-LE	2:32.71
31.40	1:10.78	1:56.20	2:32.71
92 Wharton, Allyson M	20	FAST-LE	2:32.80
32.76	1:13.70	1:57.12	2:32.80
93 Leyden, Megan E	15	PHX-NE	2:32.83
30.02	1:09.14	1:56.32	2:32.83
94 Edge, Olivia N	16	DR-OH	2:32.91
32.28	1:11.75	1:56.97	2:32.91
95 Hunter, Esme C	17	WRAT-CT	2:33.11
31.18	1:11.14	1:57.14	2:33.11
96 Peterson, Daphne J	16	BEAR-CT	2:33.36
33.41	1:13.51	1:58.83	2:33.36
97 Brattoli, Ariana V	16	EAST-MR	2:33.38
33.06	1:12.83	1:56.84	2:33.38
98 Kopal, Alexandra K	16	TIDE-VA	2:33.59
31.36	1:11.03	1:58.92	2:33.59
99 Sullivan, Kaitlyn C	15	757-VA	2:33.81
32.50	1:12.08	1:57.81	2:33.81
100 Walther, Pruitt	18	DR-OH	2:34.07
31.52	1:12.73	1:56.70	2:34.07
101 Zachary, Kristina J	16	ECAT-VA	2:34.15
32.90	1:13.38	1:57.52	2:34.15
102 Spencer, Paige E	15	PHX-NE	2:34.21
32.27	1:13.44	1:56.94	2:34.21
103 Draganosky, Taylor E	19	UDEL-MA	2:34.36
30.73	1:13.50	1:54.35	2:34.36
104 Baker, Leah H	18	MOON-AM	2:35.43
33.87	1:15.41	1:57.06	2:35.43
105 Panizzi, Natalia S	15	MOON-AM	2:35.65
32.20	1:11.80	1:58.03	2:35.65
106 Lewis, Maya M	16	CCS-LE	2:35.79
33.11	1:16.03	1:59.42	2:35.79
107 Knoller, Maya Lily L	14	MCSC-NJ	2:35.81
32.78	1:12.07	1:56.93	2:35.81
108 Schoenlein, Megan E	13	RAYS-OH	2:36.11
32.24	1:13.29	1:59.19	2:36.11
109 Humby, Jessica L	15	STAR-NI	2:36.31
34.69	1:15.88	1:59.63	2:36.31

110 Barragate, Annabella	16	BBA-LE	2:36.43
34.15	1:15.55	1:59.53	2:36.43
111 Howe, Alicia G	17	UASC-OH	2:37.09
35.12	1:18.19	2:01.37	2:37.09
112 Hughes, Rachel M	20	MARA-WV	2:38.11
33.17	1:15.61	1:59.71	2:38.11
113 Abild, Sydney C	14	ABF-NE	2:38.65
33.30	1:17.39	1:59.98	2:38.65
114 Bucklew, Samantha L	16	TIDE-VA	2:40.33
33.97	1:17.53	2:01.24	2:40.33
--- Clements, Emily E	17	PHX-NE	DFS
Declared false start - Misc			
--- Charlat, Jenna C	15	PHX-NE	DFS
Declared false start - Misc			
--- Bonezzi, Jessica A	21	FAST-LE	DFS
Declared false start - Misc			
--- Stanford, Catherine M	16	LBA-MR	DFS
Declared false start - Misc			
--- Matesa, Isabella A	17	RAYS-OH	DFS
Declared false start - Misc			
--- Fenska, Allison P	16	JW-MA	DFS
Declared false start - Misc			
--- Gable, Isabella G	19	DR-OH	DFS
Declared false start - Misc			
--- Kuhn, Erin E	21	DUQU-AM	DFS
Declared false start - Misc			
--- Tighe, Olivia L	18	CMA-ME	DFS
Declared false start - Misc			

Event 32 Men 200 LC Meter IM

Pool Record: 2:04.96 ! 4/3/2016 Matthew R Willenbring

2:04.09 OT Olympic Trials

2:04.69 NAT 2019 National

2:08.29 JR Junior National

Name	Age	Team	Finals Time
A - Final			
1 House, Thomas J	15	DR-OH	2:06.29 JR
28.06	59.66	1:36.12	2:06.29
2 Tack, Ethan M	19	NAVY-MD	2:06.34 JR
27.05	1:00.12	1:36.33	2:06.34
3 Van Gorp, Ian T	17	RAYS-OH	2:07.12 JR
26.66	58.83	1:37.36	2:07.12
4 Holty, Nathan A	17	DR-OH	2:07.32 JR
27.89	1:01.89	1:37.35	2:07.32
5 McGoey, Matthew R	21	BAC-MA	2:07.92 JR
27.22	1:00.24	1:37.96	2:07.92
6 Salig, Matthew C	27	MERC-MA	2:08.35
26.94	1:00.07	1:38.13	2:08.35
*7 Edge, James D	15	DR-OH	2:09.03
28.02	1:01.01	1:38.23	2:09.03
*7 Harlan, Josh W	19	CM-WV	2:09.03
28.69	1:01.45	1:38.49	2:09.03



2019 Futures Championships (Geneva, Ohio) - 8/1/2019 to 8/4/2019

Results

B - Final ... (Event 32 Men 200 LC Meter IM)

Name	Age	Team	Finals Time	
B - Final				
9 Hogan, Ryan B	16	SOLO-NE	2:08.29	JR
28.26	1:00.73	1:38.39	2:08.29	
10 Allen, Jason G	17	DR-OH	2:08.64	
28.19	1:01.19	1:38.54	2:08.64	
11 Nolan, Richard G	18	WRAT-CT	2:09.33	
27.45	1:00.93	1:38.05	2:09.33	
12 Aurnou-Rhees, Spencer R	15	OSSC-OH	2:09.54	
28.27	1:01.94	1:40.02	2:09.54	
13 Tuckerman, Caleb S	18	HEAT-LE	2:10.01	
28.82	1:02.00	1:39.28	2:10.01	
14 Sita, John R	19	UN-01-PV	2:10.13	
28.85	1:03.57	1:40.38	2:10.13	
15 Etter, Jackson L	22	NLAC-MA	2:10.19	
28.32	1:03.06	1:39.57	2:10.19	
16 Brooks, Ben V	20	CM-WV	2:10.24	
27.89	1:03.00	1:39.43	2:10.24	

C - Final

17 Diangelo, Nicholas A	17	RAYS-OH	2:10.12	
27.88	1:02.06	1:37.93	2:10.12	
18 Gooding, Grant D	14	UASC-OH	2:10.32	
27.31	1:00.65	1:38.71	2:10.32	
19 Fishman, Judd R	20	PEAQ-AM	2:10.65	
28.02	1:00.24	1:39.27	2:10.65	
20 Young, Jake E	17	RAYS-OH	2:10.72	
28.09	1:01.43	1:40.43	2:10.72	
21 Labich, Noah J	17	ABF-NE	2:12.96	
27.29	1:00.89	1:42.28	2:12.96	
22 Poplawski, Richard	13	SCAR-NJ	2:13.29	
28.53	1:02.31	1:41.85	2:13.29	
23 Flint, Patrick J	18	CAT-NJ	2:13.67	
29.06	1:03.29	1:43.37	2:13.67	
24 Yan, James Y	17	XCEL-NJ	2:15.62	
28.32	1:05.37	1:42.81	2:15.62	

Event 32 Men 200 LC Meter IM

Pool Record: 2:04.96 ! 4/3/2016 Matthew R Willenbring
 2:04.09 OT Olympic Trials
 2:04.69 NAT 2019 National
 2:08.29 JR Junior National

Name	Age	Team	Prelim Time	
Preliminaries				
1 Van Gorp, Ian T	17	RAYS-OH	2:06.50	qJR
26.90	59.00	1:36.57	2:06.50	
2 Holty, Nathan A	17	DR-OH	2:07.72	qJR
28.30	1:01.72	1:37.43	2:07.72	
*3 House, Thomas J	15	DR-OH	2:07.74	qJR
28.17	1:00.40	1:37.26	2:07.74	
*3 Tack, Ethan M	19	NAVY-MD	2:07.74	qJR
27.47	1:00.68	1:37.83	2:07.74	

5 Salig, Matthew C	27	MERC-MA	2:07.83	qJR
27.51	1:00.51	1:38.64	2:07.83	
6 Edge, James D	15	DR-OH	2:08.73	q
27.73	1:01.16	1:37.69	2:08.73	
7 McGoey, Matthew R	21	BAC-MA	2:08.95	q
27.52	1:01.06	1:38.59	2:08.95	
8 Harlan, Josh W	19	CM-WV	2:09.47	q
28.67	1:01.56	1:38.88	2:09.47	
9 Hogan, Ryan B	16	SOLO-NE	2:09.52	q
28.27	1:01.73	1:39.20	2:09.52	
10 Nolan, Richard G	18	WRAT-CT	2:09.97	q
27.67	1:01.35	1:38.87	2:09.97	
11 Aurnou-Rhees, Spencer R	15	OSSC-OH	2:10.01	q
28.71	1:02.59	1:40.19	2:10.01	
12 Allen, Jason G	17	DR-OH	2:10.10	q
28.33	1:01.81	1:39.47	2:10.10	
13 Sita, John R	19	UN-01-PV	2:10.28	q
29.03	1:03.16	1:40.33	2:10.28	
14 Tuckerman, Caleb S	18	HEAT-LE	2:10.68	q
28.93	1:02.39	1:39.82	2:10.68	
15 Etter, Jackson L	22	NLAC-MA	2:10.73	q
28.39	1:03.13	1:39.90	2:10.73	
16 Brooks, Ben V	20	CM-WV	2:11.17	q
28.07	1:02.91	1:39.98	2:11.17	
17 Labich, Noah J	17	ABF-NE	2:11.28	q
27.57	1:00.31	1:40.85	2:11.28	
18 Young, Jake E	17	RAYS-OH	2:11.32	q
28.57	1:02.61	1:40.74	2:11.32	
19 James, Reno M	17	DCST-OH	2:11.39	q
27.36	1:02.13	1:40.76	2:11.39	
20 Sandner, Michael	18	DR-OH	2:11.58	q
27.04	1:01.36	1:39.40	2:11.58	
21 Gooding, Grant D	14	UASC-OH	2:11.61	q
27.55	1:00.71	1:39.63	2:11.61	
22 Fishman, Judd R	20	PEAQ-AM	2:11.67	q
27.82		1:39.96	2:11.67	
23 Yan, James Y	17	XCEL-NJ	2:11.75	q
27.55	1:02.68	1:39.45	2:11.75	
*24 Haddad, Sam T	16	PVAA-NE	2:11.76	q
28.29	1:03.39	1:41.66	2:11.76	
*24 Poplawski, Richard	13	SCAR-NJ	2:11.76	q
28.38	1:01.90	1:41.39	2:11.76	

Swim-Off Required

26 Feng, Ethan Y	16	UN-03-NJ	2:11.79	
28.32	1:02.36	1:40.45	2:11.79	
27 Flint, Patrick J	18	CAT-NJ	2:11.97	
28.37	1:02.46	1:41.88	2:11.97	
28 Metelmann, Tor P	16	CRA-NE	2:12.12	
28.79	1:03.40	1:40.52	2:12.12	
29 Diangelo, Nicholas A	17	RAYS-OH	2:12.13	
27.84	1:02.62	1:39.28	2:12.13	



2019 Futures Championships (Geneva, Ohio) - 8/1/2019 to 8/4/2019

Results

Preliminaries ... (Event 32 Men 200 LC Meter IM)

Name	Age	Team	Prelim Time
30 Elzer, Nathan T	20	PEAQ-AM	2:12.19
27.81	1:01.24	1:39.44	2:12.19
31 Caswell, Alec J	18	UASC-OH	2:12.31
28.21	1:02.03	1:41.31	2:12.31
32 Chen, Jerry Z	18	ANSC-AM	2:12.51
28.32	1:03.96	1:40.57	2:12.51
33 Chapman, Thomas C	18	VICT-NI	2:12.65
28.09	1:02.61	1:41.41	2:12.65
34 Elder, Alek R	15	DST-MA	2:12.85
28.08	1:01.08	1:40.44	2:12.85
35 Clough, Andrew J	16	STAR-NI	2:12.94
27.77	1:02.95	1:41.34	2:12.94
36 Chimes, Eric C	18	CSI-LE	2:13.00
28.16	1:02.05	1:42.15	2:13.00
37 Lovejoy, Samuel M	18	SOCO-CT	2:13.08
27.84	1:02.82	1:41.50	2:13.08
38 Brown, Connor B	16	CSI-LE	2:13.15
28.38	1:02.68	1:41.40	2:13.15
39 Wilson, Aidan T	18	EAST-MR	2:13.34
28.78	1:03.95	1:42.85	2:13.34
40 Hillery, Ryan P	16	TIDE-VA	2:13.42
27.70	1:02.11	1:42.54	2:13.42
41 Barrows, Nicholas W	16	CGBD-VA	2:13.50
29.10	1:04.46	1:42.82	2:13.50
42 Shaw, Ethan R	17	DCST-OH	2:13.54
27.25	1:02.22	1:43.07	2:13.54
43 Crane, Kevin J	17	EAST-MR	2:13.84
28.69	1:02.38	1:41.58	2:13.84
44 Krusinski, Jack W	19	CSI-LE	2:13.87
28.01	1:04.65	1:41.95	2:13.87
45 Jalbert, Drew W	15	CAC-CT	2:13.98
27.30	1:02.57	1:42.75	2:13.98
46 Huang, Joshua	17	XCEL-NJ	2:14.14
28.30	1:02.73	1:42.66	2:14.14
47 Bryant, William J	18	RAC-CT	2:14.26
28.48	1:03.64	1:42.71	2:14.26
48 Basista, Noah T	18	PS-LE	2:14.29
27.76	1:03.66	1:43.16	2:14.29
49 Venci, Charles P	17	SOLO-NE	2:14.39
28.72	1:02.68	1:41.33	2:14.39
50 Miagkov, Ignat A	18	FISH-PV	2:14.43
28.65	1:02.56	1:41.86	2:14.43
51 Dressler, Michael D	18	MAC-MD	2:14.72
28.61	1:02.69	1:41.51	2:14.72
52 Dragan, Paul G	17	JW-MA	2:14.80
28.35	1:05.93	1:43.51	2:14.80
53 Ludlow, Benjamin L	18	MERC-NI	2:15.03
28.43	1:02.07	1:43.49	2:15.03
54 Artis, Jack M	17	SJAC-MA	2:15.22
29.81	1:05.67	1:44.57	2:15.22
55 Gryski, Benjamin M	20	BWST-PV	2:15.23
28.67	1:04.16	1:41.60	2:15.23

56 Clark, Nicholas M	16	NPAC-MA	2:15.28
28.08	1:05.14	1:44.27	2:15.28
57 Butera, John L	14	BGSC-NE	2:15.30
28.26	1:04.85	1:43.16	2:15.30
58 Clark, Austin B	17	CGBD-VA	2:15.40
28.70	1:05.41	1:44.96	2:15.40
59 Matteson, Owen K	16	STAR-NI	2:15.45
28.40	1:04.21	1:43.93	2:15.45
60 Him, Landon J	15	ABF-NE	2:15.46
28.00	1:03.57	1:44.48	2:15.46
61 Clark, Thomas W	20	USA-OH	2:15.54
28.14	1:04.67	1:43.44	2:15.54
62 Riva, Jake T	17	NJB-NJ	2:15.58
27.58	1:03.26	1:44.98	2:15.58
63 Tulenko, Ethan J	17	RXA-AM	2:15.61
27.52	1:03.52	1:44.28	2:15.61
64 Austin, Oliver E	17	GMA-NE	2:15.71
29.57	1:05.68	1:44.02	2:15.71
65 Zhu, Aaron Y	16	SOLO-NE	2:15.84
28.20	1:02.28	1:41.82	2:15.84
66 Portmann, Jack R	21	CM-WV	2:15.91
28.57	1:04.95	1:41.95	2:15.91
67 Hotaling, Kaleb B	18	CPP-AD	2:16.02
28.51	1:05.13	1:43.15	2:16.02
68 Gray, Matthew J	16	RAD-MA	2:16.10
29.16	1:04.05	1:43.92	2:16.10
69 Murphy, Brayden	17	VICT-NI	2:16.31
28.64	1:03.38	1:45.83	2:16.31
70 Kelly, John G	16	EAST-MR	2:16.44
29.91	1:06.90	1:43.59	2:16.44
71 Eastham, Eric M	17	PVAA-NE	2:16.56
27.58	1:01.62	1:45.35	2:16.56
72 Nguyen, Derek	19	EST-MD	2:16.57
28.44	1:04.86	1:44.38	2:16.57
73 Degodny, Eric H	17	NPAC-MA	2:16.72
28.93	1:04.97	1:43.85	2:16.72
74 Kim, Geonwoo	15	XCEL-NJ	2:16.88
28.95	1:04.53	1:44.62	2:16.88
75 Rine, Michael S	15	DR-OH	2:17.09
27.83	1:02.49	1:43.27	2:17.09
76 Murphey, Theodore R	17	PWRS-AM	2:18.47
29.27	1:07.05	1:45.18	2:18.47
77 Calder, Danny F	18	ASA-PV	2:18.49
27.84	1:02.87	1:45.63	2:18.49
78 Lacore, Patrick K	19	NAVY-MD	2:18.50
29.55	1:07.19	1:44.33	2:18.50
79 Cyr, Tindar M	19	PRIN-NJ	2:18.83
30.16	1:08.55	1:46.01	2:18.83
80 Wang, Eric	18	CAT-NJ	2:19.04
30.71	1:07.51	1:42.74	2:19.04
81 Leighninger, Ian F	17	DR-OH	2:19.22
28.60	1:04.11	1:45.68	2:19.22
82 Poletto, John A	15	UN-10-MA	2:19.34
29.41	1:05.55	1:47.95	2:19.34



2019 Futures Championships (Geneva, Ohio) - 8/1/2019 to 8/4/2019

Results

Preliminaries ... (Event 32 Men 200 LC Meter IM)

Name	Age	Team	Prelim Time
83 Guillinger, John P	17	MLAC-AM	2:19.37
28.33	1:03.69	1:45.74	2:19.37
84 Crimi, Patrick C	17	NYSA-MR	2:19.49
30.53	1:07.55	1:46.12	2:19.49
85 Elsrod, William S	17	OSSC-OH	2:20.00
28.58	1:05.81	1:46.23	2:20.00
86 Kim, Jeremy Y	17	SCAR-NJ	2:20.34
30.47	1:08.33	1:47.98	2:20.34
87 Ehling, John W	18	ANSC-AM	2:20.86
29.44	1:06.42	1:48.82	2:20.86
88 Thomas, Williams E	17	RAD-MA	2:21.69
30.04	1:08.65	1:46.84	2:21.69
89 Rucci, Joseph R	18	GPAC-MA	2:22.87
28.82	1:06.78	1:49.08	2:22.87
90 Tomasic, Zachary N	18	MOON-AM	2:24.02
30.81	1:10.20	1:48.68	2:24.02
--- Ritchie, Ellis M	18	EAST-MR	DQ
Shoulders past vertical toward breast - back			
27.82	1:02.41	1:44.62	DQ
--- McLaughlin, Owen W	17	SMAC-ME	DFS
Declared false start - Misc			

Event 33 Women 400 LC Meter Medley Relay

Pool Record: 4:19.87 ! 8/6/2017 Empire Swimming

M O'Sullivan, J Panitz, K Amar, M Hartigan

4:18.29 NAT 2019 National

4:22.69 JR Junior National

Team	Relay	Finals Time
1 DST-MA	A	4:19.94 JR
1) Weaverling, Catherine A 16	2) Menzer, Emma G 18	
3) Colborn, Georgia A 13	4) Paoletti, Isabella N 17	
31.84	2:20.18	
2:48.77	3:22.43	3:50.07
2:48.77	3:22.43	4:19.94
2 EAST-MR	A	4:21.56 JR
1) Rotenberg, Mary H 16	2) Panitz, Josephine H 17	
3) Klein, Mikayla 17	4) Hartigan, Madison R 19	
31.88	1:06.37	1:39.60
2:48.68	3:23.44	3:50.79
2:48.68	3:23.44	4:21.56
3 SOCO-CT	A	4:21.60 JR
1) Mendonca, Kayla M 16	2) Gambardella, Angela J 17	
3) Macdonald, Jordan 16	4) Rome, Norah K 15	
31.71	1:05.74	1:39.70
2:47.18	3:21.54	3:50.06
2:47.18	3:21.54	4:21.60
4 EAST-MR	B	4:22.94
1) Elms, Gaike L 19	2) Hu, Ashley S 17	
3) Amar, Kate M 18	4) Franks, Ava L 17	
31.70	1:06.02	1:40.35
2:49.30	3:23.92	3:51.54
2:49.30	3:23.92	4:22.94

5 FAST-LE	A	4:25.04
1) Cooper, Lauren M 19	2) Nagle, Mia A 15	
3) Bonezzi, Jessica A 21	4) Pash, Jaclyn D 21	
32.19	1:07.33	1:41.64
2:50.52	3:24.54	2:21.26
2:50.52	3:24.54	3:53.19
2:50.52	3:24.54	4:25.04
6 TIDE-VA	A	4:25.65
1) Knepper, Sophie N 16	2) Lamoureux, Brooke M 18	
3) Godfrey, Kierstin L 17	4) Knapp, Sophia K 14	
32.33	1:07.12	1:41.59
	3:25.78	3:54.23
	3:25.78	4:25.65
7 PHX-NE	A	4:26.14
1) Amuan, Malia T 15	2) Spencer, Paige E 15	
3) Leyden, Megan E 15	4) Martino, Alexis G 15	
32.06	1:05.97	1:40.95
2:51.64	3:27.18	2:22.22
2:51.64	3:27.18	3:54.77
2:51.64	3:27.18	4:26.14
8 RAYS-OH	A	4:26.59
1) Latimer, Mia 14	2) Grau, Mckenzie N 17	
3) Matesa, Isabella A 17	4) Li, Jessey Y 15	
32.55	1:07.17	2:21.97
2:51.91	3:27.38	3:55.18
2:51.91	3:27.38	4:26.59
9 CGBD-VA	A	4:27.45
1) Marsteller, Isabel A 15	2) Clark, Brooke-lynn F 15	
3) Tankard, Kyleigh A 15	4) Riley, Leah M 17	
33.36		2:25.89
2:54.73	3:28.45	3:56.27
2:54.73	3:28.45	4:27.45
10 NYSA-MR	A	4:27.68
1) Aylmer, Lauren 17	2) Milio, Theresa A 17	
3) Gillan, Sierra P 15	4) Borowski, Ava M 15	
31.33	1:04.57	1:39.25
2:50.76	3:27.15	2:19.62
2:50.76	3:27.15	3:55.66
2:50.76	3:27.15	4:27.68
11 HEAT-LE	A	4:28.44
1) Pisano, Olivia C 15	2) Drobnjak, Mija E 15	
3) Dewitt, Mackenzie D 16	4) Hannan, Madeline A 18	
32.78		2:25.88
2:55.25	3:29.57	3:57.52
2:55.25	3:29.57	4:28.44
12 MAC-MD	A	4:29.63
1) Taylor, Hayley S 16	2) Lillis, Erin K 18	
3) Casolo, Samantha A 17	4) McCoy, Rachel M 16	
31.45	1:05.75	1:42.33
2:55.57	3:29.98	2:25.41
2:55.57	3:29.98	3:58.19
2:55.57	3:29.98	4:29.63
13 KW-AM	A	4:30.52
1) Thomas, Elizabeth C 15	2) Gaguzis, Peri S 14	
3) Shao, Sophie W 14	4) Schrecongost, Alexis G 15	
32.16	1:06.26	1:42.06
2:53.49		2:23.71
2:53.49		3:56.69
2:53.49		4:30.52
14 TIDE-VA	B	4:30.61
1) Duffy, Kayleigh A 14	2) Bucklew, Samantha L 16	
3) Kopal, Alexandra K 16	4) McKee, Marin C 14	
32.89	1:07.91	1:42.50
2:55.50	3:31.42	2:25.04
2:55.50	3:31.42	3:59.05
2:55.50	3:31.42	4:30.61
15 CSI-LE	A	4:30.71
1) Hart, Crile E 20	2) Krosky, Karen L 17	
3) Conte, Maya R 18	4) Kenney, Claire E 17	
31.07	1:03.92	2:25.07
2:55.06	3:30.08	3:58.85
2:55.06	3:30.08	4:30.71



2019 Futures Championships (Geneva, Ohio) - 8/1/2019 to 8/4/2019

Results

(Event 33 Women 400 LC Meter Medley Relay)

Team	Relay	Finals Time
16 SCAR-NJ	A	4:30.86
1) Rodriguez, Sydney M 15	2) Hurst, Kate M 13	
3) Giordano, Ariana R 16	4) Figueroa, Marcella M 15	
32.15 1:06.75	1:43.67 2:25.54	
2:56.78 3:31.47	3:59.30 4:30.86	
17 PHST-OH	A	4:31.69
1) Bunstine, Riley L 16	2) Wenger, Abigail K 18	
3) Brust, Gabrielle L 17	4) Holmes, Caroline O 17	
33.18 1:08.88	1:43.74 2:25.51	
2:55.12 3:29.99	3:59.57 4:31.69	
18 USA-OH	A	4:32.44
1) Cooper, Kelsey M 15	2) Smith, Lauren A 15	
3) Marando, Margaret M 17	4) Geringer, Maya E 17	
34.18 1:10.27	2:27.63	
2:57.40 3:32.04	4:00.53 4:32.44	
19 RXA-AM	A	4:33.34
1) Bugel, Talia M 14	2) Dorish, Madeline E 17	
3) Trettel, Baily R 16	4) Raymer, Summer V 15	
32.09 1:05.64	1:39.35 2:19.41	
2:51.49 3:30.15	3:59.35 4:33.34	
20 MOON-AM	A	4:33.65
1) Patterson, Innocende R 16	2) Baker, Leah H 18	
3) Beatty, Abigail M 17	4) Divito, Jennifer I 17	
32.36 1:08.71	1:43.30 2:23.61	
2:54.28	4:00.46 4:33.65	
21 ABF-NE	A	4:33.94
1) Maguire, Abigail R 16	2) Xie, Cynthia J 16	
3) White, Kathryn R 15	4) Larkin, Ava R 15	
33.29 1:09.94	1:45.26 2:26.47	
2:56.96 3:31.44	4:01.04 4:33.94	
22 XCEL-NJ	A	4:33.99
1) Trolle, Camilla O 16	2) Cai, Miranda 16	
3) Zhang, Victoria 16	4) Stokes, Zoe E 17	
32.48 1:07.60	1:44.72 2:28.90	
2:59.05 3:33.98	4:02.57 4:33.99	
23 DR-OH	A	4:34.24
1) Walther, Pruitt 18	2) Edge, Olivia N 16	
3) Sullivan, Emily A 18	4) Quarin, Elizabeth M 18	
34.37	1:47.02 2:28.39	
2:58.97 3:33.52	4:02.44 4:34.24	
24 RAYS-OH	B	4:34.25
1) Glosson, Grace M 17	2) Schoenlein, Megan E 13	
3) Baker, Anna 17	4) Anchrum, Tiana A 16	
32.98	2:27.50	
2:58.68 3:33.50	4:02.06 4:34.25	
25 HEAT-LE	B	4:35.01
1) Reber, Lucy P 15	2) Kochanowski, Taylor K 16	
3) Szabo, Eliana 15	4) Loring, Gabrielle C 17	
32.84 1:07.94	1:44.81 2:27.73	
2:58.60 3:34.28	4:03.10 4:35.01	

26 CAC-CT	A	4:35.94
1) Watson, Lily G 17	2) Benavides, Hannah L 16	
3) Chidley, Nell D 18	4) Dyjak, Ella S 16	
33.79 1:13.07	1:49.40 2:30.67	
3:00.24 3:35.18	4:04.23 4:35.94	
27 CCS-LE	A	4:37.30
1) Murphy, Janine A 15	2) Robb, Jamyson G 17	
3) Lewis, Maya M 16	4) Ehlers, Caroline K 18	
32.86 1:07.51	1:42.30 2:22.85	
2:55.52 3:43.40	4:04.70 4:37.30	
28 SOLO-NE	A	4:38.19
1) Sullivan, Abigail D 17	2) Brabeck, Samantha K 15	
3) Cavalier, Caroline L 16	4) Moore, Halle B 16	
32.76 1:07.04	1:45.69 2:29.68	
3:00.18 3:36.46	4:05.46 4:38.19	
29 BGSC-NE	A	4:38.54
1) Wirtanen, Ava R 15	2) Li, Dana Y 14	
3) Stewart, Olivia N 17	4) McCurdy, Caroline G 15	
33.60 1:09.48	1:47.89 2:30.61	
3:01.93 3:38.76	4:06.71 4:38.54	
30 CSI-LE	B	4:41.38
1) McNichols, Riley E 17	2) Sadovska, Olena 15	
3) Krusinski, Anne K 16	4) Voytek, Mara J 18	
33.73 1:09.92	2:29.47	
3:40.03	4:09.11 4:41.38	
31 PHX-NE	B	4:41.79
1) Cassily, Sophie E 16	2) Quel, Yana E 17	
3) Jones, Graeleigh E 16	4) Chokureva, Michaela I 14	
33.17 1:08.66	1:46.96 2:30.91	
3:03.06 3:41.34	4:09.62 4:41.79	
32 ASA-PV	A	4:42.62
1) Noll, Emily R 15	2) Karp, Sienna A 14	
3) Brown, Keyla M 18	4) West, Lauren E 14	
33.24 1:08.94	1:46.86 2:30.33	
3:02.68 3:40.58	4:09.83 4:42.62	
--- KING-NE	A	DQ
Stroke Infraction swimmer #4		
1) Moeykens, Riley S 16	2) Deangelis, Ava I 16	
3) Connors, Alexa H 17	4) Spicer, Leigh K 16	
33.17 1:09.45	1:44.91 2:25.14	
2:54.79 3:29.37	3:59.03 DQ	

Event 34 Men 400 LC Meter Medley Relay

Pool Record: 3:50.74 ! 8/4/2019 Empire Swimming

L Bogart, J Kelly, J Ma, T Cushman

3:50.09 NAT 2019 National

3:56.99 JR Junior National

Team	Relay	Finals Time
1 EAST-MR	A	3:50.74! JR
1) Bogart, Liam P 19	2) Kelly, John G 16	
3) Ma, Jonathan Y 18	4) Cushman, Timothy P 18	
27.81 57.10	1:26.90 2:01.78	
2:27.73 2:58.41	3:22.98 3:50.74	



2019 Futures Championships (Geneva, Ohio) - 8/1/2019 to 8/4/2019

Results

(Event 34 Men 400 LC Meter Medley Relay)

Team	Relay	Finals Time						
2 RAYS-OH	A	3:55.42	JR	12 SOLO-NE	A	4:00.08		
1) Young, Jake E 17	2) Diangelo, Nicholas A 17			1) Venci, Charles P 17	2) Zhu, Aaron Y 16			
3) Osborn, Braden D 16	4) Van Gorp, Ian T 17			3) Spear, Scott A 16	4) Hogan, Ryan B 16			
29.51 1:00.41	1:30.87 2:06.13			29.14 59.64	1:31.37 2:07.67			
2:32.16 3:03.38	3:28.13 3:55.42			2:34.34 3:05.79	3:32.06 4:00.08			
3 HEAT-LE	A	3:58.16		13 DR-OH	B	4:00.31		
1) Cimera, Alexander J 15	2) Tuckerman, Caleb S 18			1) Campbell, Samuel A 15	2) Edge, James D 15			
3) Tuckerman, Jacob S 19	4) Johnson, Jay W 18			3) Leighninger, Ian F 17	4) Rine, Michael S 15			
28.77 1:00.29	1:31.84 2:08.62			29.86 1:01.41	1:32.81 2:08.27			
2:34.79 3:06.01	3:30.89 3:58.16			2:35.16 3:07.14	3:32.54 4:00.31			
4 ABF-NE	B	3:58.19		14 EAST-MR	B	4:00.64		
1) Delisle, Nathan L 14	2) Bankowski, Adrian S 17			1) Pierce, Adrien T 16	2) Crane, Kevin J 17			
3) Horstkamp-Vinekar, Ian T 17	4) Labich, Noah J 17			3) Ritchie, Ellis M 18	4) Holzman, Andrew M 20			
28.62 59.42	1:30.67 2:07.65			28.82 59.84	2:08.74			
2:34.07 3:05.16	3:30.66 3:58.19			2:35.21 3:06.39	3:32.00 4:00.64			
5 CAT-NJ	A	3:58.48		*15 CAC-CT	A	4:00.66		
1) Yburan, Jaeden-hans M 15	2) Wang, Eric 18			1) Sheldon, Connor J 16	2) Stanley, Matthew B 19			
3) White, Brian T 17	4) Flint, Patrick J 18			3) Jalbert, Drew W 15	4) Marcolina, John W 18			
28.72 59.58	1:30.00 2:06.00			29.48 1:01.12	1:31.39 2:08.48			
2:32.95 3:04.54	3:29.76 3:58.48			2:35.07 3:05.83	3:31.18 4:00.66			
6 CRIM-NE	A	3:58.63		*15 XCEL-NJ	A	4:00.66		
1) McEachern, John B 17	2) Minassian, Nareg 15			1) Tong, Justin H 17	2) Yan, James Y 17			
3) Musaku, Brandon 18	4) Knightly, Tyler B 17			3) Kim, Geonwoo 15	4) Huang, Joshua 17			
29.32 59.99	1:31.33 2:07.02			28.99 59.98	1:31.38 2:07.20			
2:33.80 3:05.84	3:31.36 3:58.63			2:34.27 3:05.72	3:31.50 4:00.66			
7 WEBS-NI	A	3:58.64		17 BGSC-NE	A	4:01.16		
1) Wahl, Alec J 20	2) Smith, Oliver S 19			1) McCurdy, Alexander P 19	2) Maldari, Caleb D 14			
3) Wahl, Zachary J 28	4) Damelio, Michael F 16			3) Shriner, Matthew D 20	4) Lofstrom, Conner D 16			
28.43 59.74	1:30.78 2:07.19			29.46 1:01.30	1:33.79 2:10.32			
2:34.09 3:04.82	3:29.74 3:58.64			2:37.66 3:08.63	3:33.95 4:01.16			
8 CSI-LE	A	3:58.96		18 USA-OH	A	4:02.21		
1) Chimes, Eric C 18	2) Krusinski, Jack W 19			1) Vann, Brady C 17	2) Smith, Ian M 17			
3) Lenart, Robert A 19	4) Krusinski, Mark D 21			3) Clark, Thomas W 20	4) Scott, Maxwell P 19			
29.55 1:01.58	1:32.38 2:07.87			30.15 1:03.92	1:35.29 2:12.80			
2:34.34 3:05.42	3:30.88 3:58.96			2:39.38 3:09.93	3:34.51 4:02.21			
9 ANSC-AM	A	3:59.50		19 UASC-OH	A	4:02.22		
1) Kosanovich, Branko A 17	2) Chen, Jerry Z 18			1) Gooding, Jackson W 16	2) Meyer, Jacob C 17			
3) Borisov, Anatole A 18	4) Galecki, Joshua A 17			3) Voss, Avery G 16	4) Jay, Hayden F 16			
29.55 1:01.18	1:31.97 2:06.51			29.83 1:02.37	1:32.39 2:09.60			
2:34.02 3:06.18	3:31.75 3:59.50			2:36.45 3:08.01	3:33.66 4:02.22			
10 MOON-AM	A	3:59.53		20 BLUE-MA	A	4:02.95		
1) Settembrine, Nicholas R 18	2) Tomasic, Zachary N 18			1) Strawn, Brenek E 17	2) Nesbitt, Blake D 17			
3) Diges, Colton W 18	4) McBeth, Conner A 16			3) Laslo, Gabriel S 17	4) Vieira, Brendan 18			
28.64 59.58	1:30.86 2:07.20			28.92 59.85	1:31.71 2:08.37			
2:34.06 3:05.85	3:31.35 3:59.53			2:35.13 3:06.56	3:32.00 4:02.95			
11 NPAC-MA	A	4:00.03		21 TIDE-VA	A	4:02.96		
1) Deppen, Jack C 16	2) Clark, Nicholas M 16			1) Dinunzio, Robert L 14	2) Ryan, Spencer C 18			
3) Armbruster, Andrew J 16	4) Replogle, Jacob 15			3) Lamoureux, Gavin L 16	4) Hillery, Ryan P 16			
29.46 1:00.96	1:31.90 2:07.56			30.43 1:03.66	1:34.62 2:11.80			
2:33.86 3:05.32	3:31.40 4:00.03			2:37.99 3:08.94	3:34.50 4:02.96			
				22 MAC-MD	A	4:04.66		
				1) Bennici, Charles R 17	2) Dressler, Michael D 18			
				3) Riedel, Alexander R 17	4) Bennici, Matthew D 19			
				29.16 1:01.15	1:33.47 2:10.39			
				2:37.58 3:08.17	3:34.73 4:04.66			



2019 Futures Championships (Geneva, Ohio) - 8/1/2019 to 8/4/2019

Results

(Event 34 Men 400 LC Meter Medley Relay)

Team	Relay	Finals Time
23 SOCO-CT	A	4:04.88
1) Goglia, Justin T 15	2) Lovejoy, Samuel M 18	
3) Laporte, Leo F 20	4) Cusano, Tyler A 19	
30.23 1:04.28	1:36.70 2:14.77	
2:40.08 3:10.41	3:35.65 4:04.88	
24 CGBD-VA	A	4:05.26
1) Whetstine, Clayton C 15	2) Barrows, Nicholas W 16	
3) Clark, Austin B 17	4) Younger, Cole C 17	
28.38 58.56	1:31.84 2:09.34	
2:37.01 3:08.37	3:35.54 4:05.26	
25 VICT-NI	A	4:06.91
1) Wisner, Kai S 20	2) Chapman, Thomas C 18	
3) Murphy, Brayden 17	4) Baker, James M 21	
29.79 1:01.84	1:33.98 2:10.87	
2:39.74 3:12.92	3:38.65 4:06.91	
26 GCST-OH	A	4:06.93
1) Stoll, Eli C 15	2) Gaver, Natanas T 16	
3) Yeager, Hayden X 16	4) Helms, Cade A 16	
29.28 1:00.47	1:32.20 2:11.26	
2:37.79 3:09.86	3:36.74 4:06.93	
27 CPP-AD	A	4:07.62
1) Liu, Bryan 17	2) Hotaling, Kaleb B 18	
3) Bearor, Theodore J 17	4) Verstandig, Kyle J 20	
29.78 1:02.83	1:34.69 2:11.60	
2:39.94 3:13.31	3:39.21 4:07.62	
28 CSI-LE	B	4:08.53
1) Toothman, Zachary J 16	2) Brown, Connor B 16	
3) Hart, Zeb E 19	4) Gluck, Kyle D 17	
31.96 1:05.98	1:38.33 2:15.04	
2:41.59 3:13.68	3:39.11 4:08.53	
--- DR-OH	A	DQ
Early take-off swimmer #2		
1) Rine, Joshua V 20	2) Sandner, Michael 18	
3) Schauer, Wesley E 16	4) Katai, Pierce C 17	
28.49 59.62	1:30.26 2:05.94	
2:32.48 3:03.33	3:28.43 DQ	
--- SCAR-NJ	A	DQ
Early take-off swimmer #2		
1) Poplawski, Richard 13	2) Kim, Jeremy Y 17	
3) Chang, Christopher S 15	4) Iorizzo, Kyle T 19	
29.93 1:02.35	1:33.46 2:10.47	
2:39.27 3:13.28	3:39.29 DQ	

Event 117 Women 50 LC Meter Freestyle Swim-off

Pool Record: 25.97 ! 3/31/2016 Kaitlyn M Johnson
 25.99 OT Olympic Trials
 25.99 NAT 2019 National
 26.59 JR Junior National

Name	AgeTeam	Finals Time
- Swim-off		
1 Amuan, Malia T	15 PHX-NE	27.08
2 Fuller, Abigail B	15 ACAC-VA	27.23

Event 118 Men 50 LC Meter Freestyle Swim-off

Pool Record: 23.37 ! 8/5/2017 Sam N Neaveill
 23.19 OT Olympic Trials
 23.19 NAT 2019 National
 23.99 JR Junior National

Name	AgeTeam	Finals Time
- Swim-off		
1 McGoey, Matthew R	21 BAC-MA	24.15
2 Marcolina, John W	18 CAC-CT	24.38

Event 124 Men 100 LC Meter Freestyle Swim-off

Pool Record: 51.00 ! 6/16/2017 Xander S Skinner
 50.49 OT Olympic Trials
 50.49 NAT 2019 National
 51.99 JR Junior National

Name	AgeTeam	Finals Time
- Swim-off		
1 Tuckerman, Caleb S	18 HEAT-LE	53.61
25.24 53.61		
2 Hogan, Ryan B	16 SOLO-NE	54.60
26.62 54.60		

Event 505 Women 200 LC Meter Freestyle Time Trial

Pool Record: 2:00.25 ! 3/22/2013 Samantha Cheverton
 2:01.69 OT Olympic Trials
 2:01.79 NAT 2019 National
 2:04.29 JR Junior National

Name	AgeTeam	Finals Time
- Time Trial		
1 Knapp, Sophia K	14 TIDE-VA	2:06.63
29.24 1:01.16	1:33.81	2:06.63
2 Wisner, Taryn A	16 VICT-NI	2:08.14
29.91 1:02.26	1:35.37	2:08.14
3 Watts, Courtney M	13 FISH-PV	2:08.77
29.46 1:02.49	1:36.21	2:08.77
4 Fox, Megan E	15 SEA-MA	2:09.16
30.38 1:02.91	1:35.75	2:09.16
5 Muldoon, Devon P	16 CAT-NJ	2:09.57
29.84 1:02.76	1:36.04	2:09.57
6 Spicer, Leigh K	16 KING-NE	2:09.61
30.89 1:03.53	1:37.29	2:09.61
7 Reyna, Alexa	13 WEST-MR	2:09.74
30.43 1:03.12	1:36.47	2:09.74
8 Weinstein, Claire J	12 WEST-MR	2:17.08
31.72 1:06.15	1:41.87	2:17.08
9 Divito, Jennifer I	17 MOON-AM	2:19.33
32.08 1:07.26	1:43.73	2:19.33



2019 Futures Championships (Geneva, Ohio) - 8/1/2019 to 8/4/2019

Results

Event 506 Men 200 LC Meter Freestyle Time Trial

Pool Record: 1:52.95 ! 6/18/2017 Xander S Skinner
 1:50.79 OT Olympic Trials
 1:51.39 NAT 2019 National
 1:54.29 JR Junior National

Name	Age	Team	Finals Time
- Time Trial			
1 Elder, Alek R	15	DST-MA	1:57.40
	27.37	57.39	1:27.41 1:57.40
2 Simms, Sean A	16	GPAC-MA	1:57.62
	27.54	57.15	1:27.70 1:57.62
3 Shaw, Ethan R	17	DCST-OH	1:57.85
	27.45	57.44	1:27.58 1:57.85
4 Murphy, Liam	17	PACK-NI	1:58.71
	28.18	58.79	1:30.10 1:58.71
5 Proxmire, Duncan C	21	MACH-PV	1:59.11
	27.88	58.08	1:29.18 1:59.11
6 O'Brien, Sam A	16	FISH-PV	2:00.53
	28.41	58.84	1:29.85 2:00.53
7 Kiefer, Emerson G	18	BGSC-NE	2:01.08
	28.23	59.11	1:29.94 2:01.08
8 Goglia, Justin T	15	SOCO-CT	2:05.30
	28.62	1:00.05	1:32.12 2:05.30

Event 507 Women 100 LC Meter Breaststroke Time Trial

Pool Record: 1:10.37 ! 4/2/2016 Laura A Lindsay
 1:10.99 OT Olympic Trials
 1:10.99 NAT 2019 National
 1:13.29 JR Junior National

Name	Age	Team	Finals Time
- Time Trial			
1 Knoller, Maya Lily L	14	MCSC-NJ	1:17.12
	35.76	1:17.12	
2 McCarty, Sophia R	16	DR-OH	1:17.35
	36.14	1:17.35	
3 Drobnyak, Mija E	15	HEAT-LE	1:17.84
	36.64	1:17.84	
4 Quel, Yana E	17	PHX-NE	1:20.37
	38.08	1:20.37	
5 Kochanowski, Taylor K	16	HEAT-LE	1:21.47
	37.43	1:21.47	
6 Clements, Jordan M	18	PHX-NE	1:22.07
	38.27	1:22.07	

Event 508 Men 100 LC Meter Breaststroke Time Trial

Pool Record: 1:03.29 ! 4/2/2016 Levi B Brock
 1:03.29 OT Olympic Trials
 1:03.29 NAT 2019 National
 1:06.09 JR Junior National

Name	Age	Team	Finals Time
- Time Trial			
1 Spekis, Robert E	18	BVSC-AM	1:08.87
	32.16	1:08.87	

2 Crimi, Patrick C	17	NYSA-MR	1:09.12
	31.78	1:09.12	
3 Austin, Oliver E	17	GMA-NE	1:10.23
	32.80	1:10.23	
4 Reed, John P	17	TIDE-VA	1:15.87
	35.10	1:15.87	

Event 509 Women 100 LC Meter Butterfly Time Trial

Pool Record: 1:01.09 ! 6/15/2019 Sarah E Watson
 1:00.69 OT Olympic Trials
 1:00.89 NAT 2019 National
 1:02.39 JR Junior National

Name	Age	Team	Finals Time
- Time Trial			
1 Marsteller, Isabel A	15	CGBD-VA	1:04.01
	30.13	1:04.01	
2 Martino, Alexis G	15	PHX-NE	1:04.66
	30.11	1:04.66	
*3 Brabeck, Samantha K	15	SOLO-NE	1:06.33
	31.12	1:06.33	
*3 Szabo, Eliana	15	HEAT-LE	1:06.33
	30.78	1:06.33	
5 McNichols, Riley E	17	CSI-LE	1:06.56
	30.53	1:06.56	
6 Denny, Britney L	15	CGBD-VA	1:07.16
	31.55	1:07.16	
7 Panizzi, Natalia S	15	MOON-AM	1:09.68
	32.03	1:09.68	
8 Pryne, Jenna M	15	UN-03-MR	1:09.81
	31.09	1:09.81	
9 Fritz, Madison L	16	NPAC-MA	1:11.03
	32.19	1:11.03	

Event 510 Men 100 LC Meter Butterfly Time Trial

Pool Record: 53.72 ! 3/22/2013 Kyler Van Swol
 54.19 OT Olympic Trials
 54.49 NAT 2019 National
 56.49 JR Junior National

Name	Age	Team	Finals Time
- Time Trial			
1 Leighninger, Ian F	17	DR-OH	58.55
	26.81	58.55	
2 Elzer, Nathan T	20	PEAQ-AM	58.64
	26.95	58.64	
3 Rucci, David J	18	GPAC-MA	59.30
	27.72	59.30	
4 White, Brian T	17	CAT-NJ	59.75
	27.98	59.75	
5 Brazer, Jack B	17	ESC-NE	1:01.92
	28.18	1:01.92	



2019 Futures Championships (Geneva, Ohio) - 8/1/2019 to 8/4/2019

Results

Event 512 Men 400 LC Meter IM Time Trial

Pool Record: 4:29.75 ! 3/22/2013 Joshua Brooks
 4:25.99 OT Olympic Trials
 4:26.89 NAT 2019 National
 4:33.09 JR Junior National

Name	Age	Team	Finals Time
- Time Trial			
1 Grisbaum, Dolan C	15	GPAC-MA	4:42.99
	31.04	1:06.58	1:44.13
	2:59.77	3:40.28	4:42.99

Event 515 Women 200 LC Meter Butterfly Time Trial

Pool Record: 2:13.83 ! 8/5/2017 Allison J Piccirillo
 2:14.59 OT Olympic Trials
 2:14.59 NAT 2019 National
 2:16.99 JR Junior National

Name	Age	Team	Finals Time
- Time Trial			
1 Peterson, Daphne J	16	BEAR-CT	2:28.36
	33.43	1:10.58	1:49.24
			2:28.36

Event 517 Women 50 LC Meter Freestyle Time Trial

Pool Record: 25.97 ! 3/31/2016 Kaitlyn M Johnson
 25.99 OT Olympic Trials
 25.99 NAT 2019 National
 26.59 JR Junior National

Name	Age	Team	Finals Time
- Time Trial			
1 Cooper, Lauren M	19	FAST-LE	27.64
2 Duffy, Kayleigh A	14	TIDE-VA	27.68
3 Kelly, Kylie S	18	FAST-MD	28.05
4 Schuld, Morgan H	17	LSSC-LE	28.29
5 Routzahn, Sophia M	15	FAST-MD	28.49
6 Gordon, Jessica E	18	PACK-NI	28.55
7 Watson, Lily G	17	CAC-CT	28.80
8 Hensley, Katherine M	15	HEAT-LE	29.11
9 Patterson, Innocende R	16	MOON-AM	29.29
10 Kollevoll, Jenna	17	SRAY-NJ	30.28

Event 518 Men 50 LC Meter Freestyle Time Trial

Pool Record: 23.37 ! 8/5/2017 Sam N Neaveill
 23.19 OT Olympic Trials
 23.19 NAT 2019 National
 23.99 JR Junior National

Name	Age	Team	Finals Time
- Time Trial			
1 Conzemius, Gennarino J	18	MLAC-AM	25.02
2 Eckerson, Benjamin	16	SRAY-NJ	25.35
3 Guilinger, John P	17	MLAC-AM	25.49
4 Moses, William C	17	LSSC-LE	25.92
--- Ritchie, Ellis M	18	EAST-MR	NS

Event 519 Women 200 LC Meter Breaststroke Time Trial

Pool Record: 2:33.57 ! 3/21/2013 Kelsey Morgan
 2:33.29 OT Olympic Trials
 2:33.79 NAT 2019 National
 2:38.29 JR Junior National

Name	Age	Team	Finals Time
- Time Trial			
1 Smith, Lauren A	15	USA-OH	2:48.88
	37.00	1:19.49	2:03.06
			2:48.88

Event 521 Women 100 LC Meter Backstroke Time Trial

Pool Record: 1:02.94 ! 3/23/2013 Hannah Stevens
 1:02.69 OT Olympic Trials
 1:02.99 NAT 2019 National
 1:04.39 JR Junior National

Name	Age	Team	Finals Time
- Time Trial			
1 Borowski, Ava M	15	NYSA-MR	1:07.25
	32.41	1:07.25	

Event 522 Men 100 LC Meter Backstroke Time Trial

Pool Record: 55.55 ! 4/2/2016 Bryce A Bohman
 56.59 OT Olympic Trials
 56.79 NAT 2019 National
 58.79 JR Junior National

Name	Age	Team	Finals Time
- Time Trial			
1 Chen, Matthew	16	PTAC-NJ	1:05.15
	31.00	1:05.15	

Event 523 Women 400 LC Meter Freestyle Time Trial

Pool Record: 4:13.46 ! 3/23/2013 Samantha Cheverton
 4:16.89 OT Olympic Trials
 4:16.89 NAT 2019 National
 4:21.39 JR Junior National

Name	Age	Team	Finals Time
- Time Trial			
1 Moeykens, Riley S	16	KING-NE	4:42.06
	31.16	1:05.19	1:40.18
	2:52.23	3:29.10	4:06.02
			4:42.06
2 El Ghissassi, Ritaj	14	VEST-NI	4:46.33
	32.50	1:08.30	1:44.44
	2:57.76	3:34.54	4:11.32
			4:46.33

Event 525 Women 100 LC Meter Freestyle Time Trial

Pool Record: 56.45 ! 4/3/2016 Kaitlyn M Johnson
 56.29 OT Olympic Trials
 56.39 NAT 2019 National
 57.59 JR Junior National

Name	Age	Team	Finals Time
- Time Trial			
1 Rademacher, Anne W	17	PHX-NE	1:00.25
	29.07	1:00.25	



2019 Futures Championships (Geneva, Ohio) - 8/1/2019 to 8/4/2019

Results

- Time Trial ... (Event 525 Women 100 LC Meter Freestyle Time Trial)

Name	AgeTeam	Finals Time
2 Knepper, Sophie N	16 TIDE-VA	1:00.88
29.37	1:00.88	
3 Roemer, Samantha N	16 UN-02-NI	1:00.97
29.54	1:00.97	
4 Kopal, Alexandra K	16 TIDE-VA	1:01.76
29.73	1:01.76	
5 Duncan, Abigail J	17 MLAC-AM	1:01.86
29.58	1:01.86	

Event 526 Men 100 LC Meter Freestyle Time Trial

Pool Record: 51.00 ! 6/16/2017 Xander S Skinner
 50.49 OT Olympic Trials
 50.49 NAT 2019 National
 51.99 JR Junior National

Name	AgeTeam	Finals Time
- Time Trial		
1 Tingley, Aaron R	17 FISH-PV	55.93
26.74	55.93	

Event 528 Women 200 LC Meter Backstroke Time Trial

Pool Record: 2:14.05 ! 6/15/2019 Paige M Hetrick
 2:14.69 OT Olympic Trials
 2:15.59 NAT 2019 National
 2:18.29 JR Junior National

Name	AgeTeam	Finals Time
- Time Trial		
1 Moon, Zoe S	17 BAD-MR	2:26.00
33.25	1:08.89	1:47.45
2 Hurst, Kate M	13 SCAR-NJ	2:34.73
36.42	1:15.35	1:55.37
		2:34.73

Event 529 Men 200 LC Meter Backstroke Time Trial

Pool Record: 2:03.71 ! 3/31/2016 James W Beckman
 2:02.99 OT Olympic Trials
 2:03.29 NAT 2019 National
 2:06.99 JR Junior National

Name	AgeTeam	Finals Time
- Time Trial		
1 Hurle, Joseph M	17 NYSA-MR	2:08.00
29.70	1:01.78	1:34.68
2 Morales, Evan M	15 UN-04-MR	2:18.13
31.19	1:05.68	1:41.16
3 Toothman, Zachary J	16 CSI-LE	2:18.97
32.14	1:07.61	1:43.47
		2:18.97

Event 531 Women 200 LC Meter IM Time Trial

Pool Record: 2:18.51 ! 3/24/2013 Miranda Tucker
 2:17.39 OT Olympic Trials
 2:17.99 NAT 2019 National
 2:20.99 JR Junior National

Name	AgeTeam	Finals Time
- Time Trial		
1 Loring, Gabrielle C	17 HEAT-LE	2:29.50
31.77	1:09.81	1:55.61
2 Walker, Grace E	17 ESC-NE	2:30.23
31.27	1:10.55	1:56.14
3 Mendonca, Kayla M	16 SOCO-CT	2:31.11
31.69	1:09.97	1:56.48
4 Roesch, Raquelle S	17 BLUE-MA	2:34.30
32.49	1:14.11	1:59.10
5 Hagberg, Madison E	15 OAK-CT	2:37.96
33.45	1:11.54	2:00.55
6 Watson, Lily G	17 CAC-CT	2:42.63
32.25	1:14.69	2:02.96
		2:42.63

Event 535 Women 50 LC Meter Breaststroke Time Trial

Name	AgeTeam	Finals Time
- Time Trial		
1 Toncheva, Yulia	22 UN-01-LE	34.73

Event 605 Women 200 LC Meter Freestyle Time Trial

Pool Record: 2:00.25 ! 3/22/2013 Samantha Cheverton
 2:01.69 OT Olympic Trials
 2:01.79 NAT 2019 National
 2:04.29 JR Junior National

Name	AgeTeam	Finals Time
- Time Trial		
1 Brabeck, Samantha K	15 SOLO-NE	2:15.18
30.73	1:05.15	1:40.21
		2:15.18

Event 606 Men 200 LC Meter Freestyle Time Trial

Pool Record: 1:52.95 ! 6/18/2017 Xander S Skinner
 1:50.79 OT Olympic Trials
 1:51.39 NAT 2019 National
 1:54.29 JR Junior National

Name	AgeTeam	Finals Time
- Time Trial		
1 Bachman, Maxwell F	16 NPAC-MA	1:57.75
27.31	56.41	1:27.40
2 Holzman, Andrew M	20 EAST-MR	1:57.76
27.56	57.84	1:28.11
3 Repogle, Jacob	15 NPAC-MA	1:57.77
26.94	56.57	1:27.24
		1:57.77



2019 Futures Championships (Geneva, Ohio) - 8/1/2019 to 8/4/2019

Results

Event 607 Women 100 LC Meter Breaststroke Time Trial

Pool Record: 1:10.37 ! 4/2/2016 Laura A Lindsay
 1:10.99 OT Olympic Trials
 1:10.99 NAT 2019 National
 1:13.29 JR Junior National

Name	Age	Team	Finals Time
- Time Trial			
1 Gardner, Heather	18	MPAC-AM	1:16.72
	35.22	1:16.72	
2 Smith, Lauren A	15	USA-OH	1:17.05
	35.90	1:17.05	
3 Knoller, Maya Lily L	14	MCSC-NJ	1:18.35
	36.14	1:18.35	

Event 608 Men 100 LC Meter Breaststroke Time Trial

Pool Record: 1:03.29 ! 4/2/2016 Levi B Brock
 1:03.29 OT Olympic Trials
 1:03.29 NAT 2019 National
 1:06.09 JR Junior National

Name	Age	Team	Finals Time
- Time Trial			
1 Schultz, Nicholas J	17	UN-01-NI	1:06.38
	31.49	1:06.38	
2 Venit, John	21	PAC-PV	1:06.46
	30.73	1:06.46	
3 Gozdan, Michael G	16	JW-MA	1:07.17
	31.63	1:07.17	
4 Young, Jake E	17	RAYS-OH	1:07.31
	31.33	1:07.31	
5 Vasconcellos, Ricardo J	18	MCSC-NJ	1:09.02
	31.59	1:09.02	
6 Brown, Connor B	16	CSI-LE	1:09.26
	32.71	1:09.26	
7 Toothman, Zachary J	16	CSI-LE	1:09.83
	32.21	1:09.83	

Event 609 Women 100 LC Meter Butterfly Time Trial

Pool Record: 1:01.09 ! 6/15/2019 Sarah E Watson
 1:00.69 OT Olympic Trials
 1:00.89 NAT 2019 National
 1:02.39 JR Junior National

Name	Age	Team	Finals Time
- Time Trial			
1 Aurnou-Rhees, Jordan W	17	OSSC-OH	1:03.48
	29.29	1:03.48	
2 Sullivan, Emily A	18	DR-OH	1:04.40
	30.07	1:04.40	
3 Zhang, Victoria	16	XCEL-NJ	1:05.48
	30.55	1:05.48	
4 Griffin, Carly E	17	UN-08-MA	1:06.06
	30.60	1:06.06	
5 El Ghissassi, Ritaj	14	VEST-NI	1:07.21
	30.76	1:07.21	

*6 Walther, Pruitt	18	DR-OH	1:07.23
	30.70	1:07.23	
*6 Morrison, Michaela	21	MACH-PV	1:07.23
	30.86	1:07.23	
8 Berzanski, Ava L	17	JW-MA	1:07.24
	31.43	1:07.24	
9 Krusinski, Anne K	16	CSI-LE	1:07.70
	31.42	1:07.70	
10 Beatty, Abigail M	17	MOON-AM	1:07.99
	31.28	1:07.99	
--- Sanchez-Hegarty, Carlee S	18	CAT-NJ	DFS
Declared false start			
--- Hagberg, Madison E	15	OAK-CT	NS

Event 610 Men 100 LC Meter Butterfly Time Trial

Pool Record: 53.72 ! 3/22/2013 Kyler Van Swol
 54.19 OT Olympic Trials
 54.49 NAT 2019 National
 56.49 JR Junior National

Name	Age	Team	Finals Time
- Time Trial			
1 Salig, Matthew C	27	MERC-MA	55.48 JR
	26.13	55.48	
2 Jiang, Shepard	16	UN-01-NJ	57.16
	26.57	57.16	
3 Krusinski, Mark D	21	CSI-LE	57.92
	27.02	57.92	
4 Diges, Colton W	18	MOON-AM	58.73
	26.89	58.73	
5 White, Brian T	17	CAT-NJ	59.45
	27.75	59.45	
6 Flint, Patrick J	18	CAT-NJ	59.72
	27.99	59.72	
7 Austin, Oliver E	17	GMA-NE	1:00.42
	28.05	1:00.42	
8 Anderson, Carter R	17	ISWM-NI	1:01.93
	28.64	1:01.93	

Event 612 Men 400 LC Meter IM Time Trial

Pool Record: 4:29.75 ! 3/22/2013 Joshua Brooks
 4:25.99 OT Olympic Trials
 4:26.89 NAT 2019 National
 4:33.09 JR Junior National

Name	Age	Team	Finals Time
- Time Trial			
1 Tomasic, Zachary N	18	MOON-AM	5:13.70
	31.40	1:08.55	1:50.58 2:32.37
	3:13.93	3:57.95	4:35.88 5:13.70



2019 Futures Championships (Geneva, Ohio) - 8/1/2019 to 8/4/2019

Results

Event 615 Women 200 LC Meter Butterfly Time Trial

Pool Record: 2:13.83 ! 8/5/2017 Allison J Piccirillo
 2:14.59 OT Olympic Trials
 2:14.59 NAT 2019 National
 2:16.99 JR Junior National

Name	Age	Team	Finals Time
- Time Trial			
1 Hargraves, Hannah R	17	MAC-MD	2:27.91
	33.58	1:10.46	1:48.49
			2:27.91

Event 616 Men 200 LC Meter Butterfly Time Trial

Pool Record: 2:02.49 ! 6/16/2019 David A Dixon
 2:01.19 OT Olympic Trials
 2:01.69 NAT 2019 National
 2:05.09 JR Junior National

Name	Age	Team	Finals Time
- Time Trial			
1 Degodny, Eric H	17	NPAC-MA	2:11.83
	29.35	1:02.36	1:36.78
			2:11.83
2 Beebe, Grant B	16	WACK-NE	2:15.73
	29.47	1:04.20	1:39.17
			2:15.73

Event 617 Women 50 LC Meter Freestyle Time Trial

Pool Record: 25.97 ! 3/31/2016 Kaitlyn M Johnson
 25.99 OT Olympic Trials
 25.99 NAT 2019 National
 26.59 JR Junior National

Name	Age	Team	Finals Time
- Time Trial			
1 Cai, Miranda	16	XCEL-NJ	27.42
2 Brown, Mia C	17	OSSC-OH	27.43
3 Wisniewski, Emily	17	UN-07-MA	27.72
4 Golovina, Julia A	15	UN-04-NJ	27.74
5 Gross, Ella M	16	CBST-MA	27.81
6 Gordon, Jessica E	18	PACK-NI	28.09
7 Walker, Grace E	17	ESC-NE	28.14
8 Knepper, Sophie N	16	TIDE-VA	28.32
9 Divito, Jennifer I	17	MOON-AM	28.41
10 Gougelmann, Jennifer M	17	EAST-MR	28.45
11 Ringquist, Sophie G	13	OAK-CT	28.62
12 Ross, Leia	18	KW-AM	28.63
13 Jogani, Elizabeth P	21	UDEL-MA	28.70
14 Cassily, Sophie E	16	PHX-NE	28.76
15 Szuromi, Erin P	16	PACK-NI	28.95
16 Raymer, Summer V	15	RXA-AM	29.04
17 Clements, Jordan M	18	PHX-NE	29.09
18 Hagberg, Samantha M	17	OAK-CT	29.14

Event 618 Men 50 LC Meter Freestyle Time Trial

Pool Record: 23.37 ! 8/5/2017 Sam N Neaveill
 23.19 OT Olympic Trials
 23.19 NAT 2019 National
 23.99 JR Junior National

Name	Age	Team	Finals Time
- Time Trial			
1 Tulenko, Ethan J	17	RXA-AM	24.54
2 Strawn, Brenek E	17	BLUE-MA	24.89
3 Elzer, Nathan T	20	PEAQ-AM	24.99
4 Bryant, William J	18	RAC-CT	25.12
5 Nesbitt, Blake D	17	BLUE-MA	25.28
6 Ritchie, Ellis M	18	EAST-MR	25.30
7 Vieira, Brendan	18	BLUE-MA	25.36
8 Roethke, Tyler S	17	WACK-NE	25.37
9 Laslo, Gabriel S	17	BLUE-MA	25.61

Event 619 Women 200 LC Meter Breaststroke Time Trial

Pool Record: 2:33.57 ! 3/21/2013 Kelsey Morgan
 2:33.29 OT Olympic Trials
 2:33.79 NAT 2019 National
 2:38.29 JR Junior National

Name	Age	Team	Finals Time
- Time Trial			
1 Drobniak, Mija E	15	HEAT-LE	2:50.27
	37.62	1:20.53	2:05.46
			2:50.27

Event 620 Men 200 LC Meter Breaststroke Time Trial

Pool Record: 2:17.15 ! 3/31/2016 Jacob R Foster
 2:17.89 OT Olympic Trials
 2:18.09 NAT 2019 National
 2:23.29 JR Junior National

Name	Age	Team	Finals Time
- Time Trial			
1 Indest, Logan J	20	BKYS-OH	2:33.79
	34.86	1:14.23	1:54.16
			2:33.79

Event 621 Women 100 LC Meter Backstroke Time Trial

Pool Record: 1:02.94 ! 3/23/2013 Hannah Stevens
 1:02.69 OT Olympic Trials
 1:02.99 NAT 2019 National
 1:04.39 JR Junior National

Name	Age	Team	Finals Time
- Time Trial			
1 Sokolowski, Suzanne N	15	WEBS-NI	1:11.30
	35.31	1:11.30	
2 Brattoli, Ariana V	16	EAST-MR	1:12.89
	35.20	1:12.89	



2019 Futures Championships (Geneva, Ohio) - 8/1/2019 to 8/4/2019

Results

Event 622 Men 100 LC Meter Backstroke Time Trial

Pool Record: 55.55 ! 4/2/2016 Bryce A Bohman
 56.59 OT Olympic Trials
 56.79 NAT 2019 National
 58.79 JR Junior National

Name	Age	Team	Finals Time
- Time Trial			
1 Morales, Evan M	15	UN-04-MR	1:01.45
	30.07	1:01.45	
2 Tuckerman, Jacob S	19	HEAT-LE	1:02.79
	29.93	1:02.79	
3 Borisov, Anatole A	18	ANSC-AM	1:04.32
	31.51	1:04.32	
4 McBeth, Conner A	16	MOON-AM	1:04.34
	30.85	1:04.34	

Event 623 Women 400 LC Meter Freestyle Time Trial

Pool Record: 4:13.46 ! 3/23/2013 Samantha Cheverton
 4:16.89 OT Olympic Trials
 4:16.89 NAT 2019 National
 4:21.39 JR Junior National

Name	Age	Team	Finals Time
- Time Trial			
1 Rademacher, Anne W	17	PHX-NE	4:34.13
	30.62	1:04.17	1:38.83
	2:49.33	3:25.01	4:00.02
			4:34.13
2 Godfrey, Kierstin L	17	TIDE-VA	4:41.00
	31.00	1:05.68	1:41.62
	2:54.15	3:30.56	4:06.41
			4:41.00
3 Kochanowski, Taylor K	16	HEAT-LE	5:09.22
	34.14	1:12.30	1:51.99
	3:12.01	3:51.90	4:31.39
			5:09.22

Event 624 Men 400 LC Meter Freestyle Time Trial

Pool Record: 3:56.96 ! 4/2/2016 Adam C Destrampe
 3:57.29 OT Olympic Trials
 3:57.79 NAT 2019 National
 4:02.79 JR Junior National

Name	Age	Team	Finals Time
- Time Trial			
1 Sheldon, Connor J	16	CAC-CT	4:12.12
	28.57	1:00.15	1:32.04
	2:36.00	3:08.28	3:40.39
			4:12.12
2 Dinunzio, Robert L	14	TIDE-VA	4:17.56
	28.43	1:00.53	1:32.93
	2:38.14	3:11.77	3:45.16
			4:17.56
3 Goglia, Justin T	15	SOCO-CT	4:24.69
	29.61	1:01.96	1:35.46
	2:43.50	3:17.37	3:51.24
			4:24.69

Event 625 Women 100 LC Meter Freestyle Time Trial

Pool Record: 56.45 ! 4/3/2016 Kaitlyn M Johnson
 56.29 OT Olympic Trials
 56.39 NAT 2019 National
 57.59 JR Junior National

Name	Age	Team	Finals Time
- Time Trial			
1 Brennan, Molly	17	PACK-NI	1:00.49
	29.28	1:00.49	
2 Muldoon, Devon P	16	CAT-NJ	1:00.52
	29.21	1:00.52	
3 Loring, Gabrielle C	17	HEAT-LE	1:01.38
	29.50	1:01.38	
4 Szabo, Eliana	15	HEAT-LE	1:02.30
	29.83	1:02.30	
5 Hensley, Katherine M	15	HEAT-LE	1:02.35
	29.94	1:02.35	
6 Trettel, Baily R	16	RXA-AM	1:02.56
	30.59	1:02.56	

Event 628 Women 200 LC Meter Backstroke Time Trial

Pool Record: 2:14.05 ! 6/15/2019 Paige M Hetrick
 2:14.69 OT Olympic Trials
 2:15.59 NAT 2019 National
 2:18.29 JR Junior National

Name	Age	Team	Finals Time
- Time Trial			
1 Kadlecik, Grace K	16	ISWM-NI	2:36.42
	35.79	1:15.88	1:56.43
			2:36.42

Event 631 Women 200 LC Meter IM Time Trial

Pool Record: 2:18.51 ! 3/24/2013 Miranda Tucker
 2:17.39 OT Olympic Trials
 2:17.99 NAT 2019 National
 2:20.99 JR Junior National

Name	Age	Team	Finals Time
- Time Trial			
1 Bugel, Talia M	14	RXA-AM	2:28.96
	31.64	1:09.39	1:55.62
			2:28.96

Event 632 Men 200 LC Meter IM Time Trial

Pool Record: 2:04.96 ! 4/3/2016 Matthew R Willenbring
 2:04.09 OT Olympic Trials
 2:04.69 NAT 2019 National
 2:08.29 JR Junior National

Name	Age	Team	Finals Time
- Time Trial			
1 McEachern, John B	17	CRIM-NE	2:10.79
	28.05	1:01.72	1:39.83
			2:10.79
2 Yburan, Jaeden-hans M	15	CAT-NJ	2:13.58
	28.27	1:01.39	1:41.60
			2:13.58
3 Januario, Jack F	16	ESC-NE	2:13.80
	28.52	1:01.81	1:41.73
			2:13.80



2019 Futures Championships (Geneva, Ohio) - 8/1/2019 to 8/4/2019

Results

- Time Trial ... (Event 632 Men 200 LC Meter IM Time Trial)

Name	Age	Team	Finals Time
4 Hurler, Joseph M	17	NYSA-MR	2:15.15
	28.65	1:01.78	1:43.03
			2:15.15

Event 640 Men 50 LC Meter Butterfly Time Trial

Name	Age	Team	Finals Time
------	-----	------	-------------

- Time Trial

1 Chen, Matthew	16	PTAC-NJ	27.60
-----------------	----	---------	-------

Event 705 Women 200 LC Meter Freestyle Time Trial

Pool Record: 2:00.25 ! 3/22/2013 Samantha Cheverton

2:01.69 OT Olympic Trials

2:01.79 NAT 2019 National

2:04.29 JR Junior National

Name	Age	Team	Finals Time
------	-----	------	-------------

- Time Trial

1 Stokes, Zoe E	17	XCEL-NJ	2:07.35
-----------------	----	---------	---------

29.70 1:01.74 1:34.92 2:07.35

2 Macdonald, Jordan	16	SOCO-CT	2:14.19
---------------------	----	---------	---------

31.54 1:06.24 1:40.43 2:14.19

Event 706 Men 200 LC Meter Freestyle Time Trial

Pool Record: 1:52.95 ! 6/18/2017 Xander S Skinner

1:50.79 OT Olympic Trials

1:51.39 NAT 2019 National

1:54.29 JR Junior National

Name	Age	Team	Finals Time
------	-----	------	-------------

- Time Trial

1 Christian, Brandon A	21	CM-WV	1:57.42
------------------------	----	-------	---------

26.99 56.34 1:26.79 1:57.42

2 Degodny, Eric H	17	NPAC-MA	2:01.33
-------------------	----	---------	---------

28.15 58.18 1:29.71 2:01.33

3 Min, Tony J	17	PHX-NE	2:03.57
---------------	----	--------	---------

28.27 59.80 1:31.26 2:03.57

Event 707 Women 100 LC Meter Breaststroke Time Trial

Pool Record: 1:10.37 ! 4/2/2016 Laura A Lindsay

1:10.99 OT Olympic Trials

1:10.99 NAT 2019 National

1:13.29 JR Junior National

Name	Age	Team	Finals Time
------	-----	------	-------------

- Time Trial

1 Hu, Ashley S	17	EAST-MR	1:15.49
----------------	----	---------	---------

36.65 1:15.49

2 Chen, Isabella R	17	CAT-NJ	1:16.14
--------------------	----	--------	---------

35.90 1:16.14

3 Bitting, Kaitlyn B	16	LAC-MA	1:16.47
----------------------	----	--------	---------

35.44 1:16.47

4 Shao, Sophie W	14	KW-AM	1:16.91
------------------	----	-------	---------

35.81 1:16.91

5 Gaguzis, Peri S	14	KW-AM	1:17.29
-------------------	----	-------	---------

37.14 1:17.29

6 Schrecongost, Alexis G	15	KW-AM	1:18.33
--------------------------	----	-------	---------

36.99 1:18.33

7 Hughes, Rachel M	20	MARA-WV	1:20.90
--------------------	----	---------	---------

37.90 1:20.90

8 Krusinski, Anne K	16	CSI-LE	1:22.64
---------------------	----	--------	---------

38.86 1:22.64

Event 708 Men 100 LC Meter Breaststroke Time Trial

Pool Record: 1:03.29 ! 4/2/2016 Levi B Brock

1:03.29 OT Olympic Trials

1:03.29 NAT 2019 National

1:06.09 JR Junior National

Name	Age	Team	Finals Time
------	-----	------	-------------

- Time Trial

1 D'Alessandro, Gianmichel	21	BWST-PV	1:04.07	JR
----------------------------	----	---------	---------	----

29.34 1:04.07

2 Metelmann, Tor P	16	CRA-NE	1:06.36
--------------------	----	--------	---------

31.37 1:06.36

3 Schultz, Nicholas J	17	UN-01-NI	1:07.03
-----------------------	----	----------	---------

32.16 1:07.03

4 Dragan, Paul G	17	JW-MA	1:07.32
------------------	----	-------	---------

31.54 1:07.32

5 Yan, James Y	17	XCEL-NJ	1:07.35
----------------	----	---------	---------

31.24 1:07.35

6 Gryski, Benjamin M	20	BWST-PV	1:07.50
----------------------	----	---------	---------

31.80 1:07.50

7 McCarran, Jacob R	16	ANSC-AM	1:07.52
---------------------	----	---------	---------

32.08 1:07.52

8 Holty, Nathan A	17	DR-OH	1:07.69
-------------------	----	-------	---------

32.16 1:07.69

9 Crimi, Patrick C	17	NYSA-MR	1:07.99
--------------------	----	---------	---------

31.98 1:07.99

10 Tomasic, Zachary N	18	MOON-AM	1:08.18
-----------------------	----	---------	---------

31.47 1:08.18

11 Meyer, Jacob C	17	UASC-OH	1:08.30
-------------------	----	---------	---------

31.60 1:08.30

12 Baytin, Daniel	13	XCEL-NJ	1:08.69
-------------------	----	---------	---------

32.07 1:08.69

13 Pomroy, Mason P	17	PHX-NE	1:09.28
--------------------	----	--------	---------

32.30 1:09.28

14 Hardart, Max	15	BAD-MR	1:10.39
-----------------	----	--------	---------

33.13 1:10.39

Event 709 Women 100 LC Meter Butterfly Time Trial

Pool Record: 1:01.09 ! 6/15/2019 Sarah E Watson

1:00.69 OT Olympic Trials

1:00.89 NAT 2019 National

1:02.39 JR Junior National

Name	Age	Team	Finals Time
------	-----	------	-------------

- Time Trial

1 McNichols, Riley E	17	CSI-LE	1:07.54
----------------------	----	--------	---------

31.07 1:07.54

2 Sokolowski, Suzanne N	15	WEBS-NI	1:08.30
-------------------------	----	---------	---------

31.63 1:08.30



2019 Futures Championships (Geneva, Ohio) - 8/1/2019 to 8/4/2019

Results

Event 710 Men 100 LC Meter Butterfly Time Trial

Pool Record: 53.72 ! 3/22/2013 Kyle Van Swol
 54.19 OT Olympic Trials
 54.49 NAT 2019 National
 56.49 JR Junior National

Name	Age	Team	Finals Time
- Time Trial			
1 Russo, Angelo J	20	CM-WV	55.53 JR
	26.38	55.53	
2 Jiang, Shepard	16	UN-01-NJ	57.00
	26.58	57.00	
3 Armbruster, Andrew J	16	NPAC-MA	57.65
	26.62	57.65	
4 Osborn, Braden D	16	RAYS-OH	57.74
	26.13	57.74	
5 Yu, Alan	17	DRAG-PV	57.93
	26.68	57.93	
6 Hillery, Ryan P	16	TIDE-VA	58.21
	27.54	58.21	
7 Huang, Joshua	17	XCEL-NJ	58.30
	27.33	58.30	
8 Poleto, John A	15	UN-10-MA	59.97
	28.17	59.97	
9 Bryant, William J	18	RAC-CT	1:00.81
	27.81	1:00.81	

Event 715 Women 200 LC Meter Butterfly Time Trial

Pool Record: 2:13.83 ! 8/5/2017 Allison J Piccirillo
 2:14.59 OT Olympic Trials
 2:14.59 NAT 2019 National
 2:16.99 JR Junior National

Name	Age	Team	Finals Time
- Time Trial			
1 Vargas, Mackenzie V	21	FAST-LE	2:21.92
	31.21	1:07.03	1:44.07 2:21.92
2 Lopez-Ona, Gabriella A	17	PCAC-MA	2:23.90
	31.96	1:08.04	1:45.51 2:23.90
3 Witkop, Kaitlin E	16	ESC-NE	2:32.93
	32.84	1:10.71	1:50.90 2:32.93

Event 716 Men 200 LC Meter Butterfly Time Trial

Pool Record: 2:02.49 ! 6/16/2019 David A Dixon
 2:01.19 OT Olympic Trials
 2:01.69 NAT 2019 National
 2:05.09 JR Junior National

Name	Age	Team	Finals Time
- Time Trial			
1 Schauer, Wesley E	16	DR-OH	2:06.13
	27.58	59.16	1:32.21 2:06.13

Event 717 Women 50 LC Meter Freestyle Time Trial

Pool Record: 25.97 ! 3/31/2016 Kaitlyn M Johnson
 25.99 OT Olympic Trials
 25.99 NAT 2019 National
 26.59 JR Junior National

Name	Age	Team	Finals Time
- Time Trial			
1 Steckiel, Emma J	17	LAC-MA	27.21
2 Cai, Miranda	16	XCEL-NJ	27.43
*3 McKee, Marin C	14	TIDE-VA	27.45
*3 Raines, Regan E	19	MARA-WV	27.45
5 Golovina, Julia A	15	UN-04-NJ	27.94
6 Borowski, Ava M	15	NYSA-MR	28.30
7 Panaroni, Emma L	16	SOCO-CT	28.42
8 Colborn, Georgia A	13	DST-MA	28.52
9 Gillan, Sierra P	15	NYSA-MR	28.58
10 Roemer, Samantha N	16	UN-02-NI	28.59

Event 718 Men 50 LC Meter Freestyle Time Trial

Pool Record: 23.37 ! 8/5/2017 Sam N Neaveill
 23.19 OT Olympic Trials
 23.19 NAT 2019 National
 23.99 JR Junior National

Name	Age	Team	Finals Time
- Time Trial			
1 Morris, Aiden K	17	LSSC-LE	24.63
2 Verstandig, Kyle J	20	CPP-AD	24.76
3 Tuckerman, Caleb S	18	HEAT-LE	24.90
4 Musaku, Brandon	18	CRIM-NE	24.97
5 Bearor, Theodore J	17	CPP-AD	25.20

Event 719 Women 200 LC Meter Breaststroke Time Trial

Pool Record: 2:33.57 ! 3/21/2013 Kelsey Morgan
 2:33.29 OT Olympic Trials
 2:33.79 NAT 2019 National
 2:38.29 JR Junior National

Name	Age	Team	Finals Time
- Time Trial			
1 Reardon, Erin M	17	UASC-OH	2:48.05
	36.59	1:18.13	2:02.16 2:48.05

Event 720 Men 200 LC Meter Breaststroke Time Trial

Pool Record: 2:17.15 ! 3/31/2016 Jacob R Foster
 2:17.89 OT Olympic Trials
 2:18.09 NAT 2019 National
 2:23.29 JR Junior National

Name	Age	Team	Finals Time
- Time Trial			
1 Wilmore, Aaron L	16	DST-MA	2:25.37
	33.41	1:10.14	1:47.20 2:25.37
2 Lofstrom, Conner D	16	BGSC-NE	2:29.23
	33.18	1:11.22	1:49.56 2:29.23



2019 Futures Championships (Geneva, Ohio) - 8/1/2019 to 8/4/2019

Results

- Time Trial ... (Event 720 Men 200 LC Meter Breaststroke Time Trial)

Name	Age	Team	Finals Time
3 Artis, Jack M	17	SJAC-MA	2:31.27
	33.31	1:11.55	1:51.10
			2:31.27

Event 721 Women 100 LC Meter Backstroke Time Trial

Pool Record: 1:02.94 ! 3/23/2013 Hannah Stevens
 1:02.69 OT Olympic Trials
 1:02.99 NAT 2019 National
 1:04.39 JR Junior National

Name	Age	Team	Finals Time
- Time Trial			
1 Wang, Emily	14	MCSC-NJ	1:06.22
	32.54	1:06.22	
2 Ren, Ginger	17	CRIM-NE	1:06.29
	32.08	1:06.29	
3 Vanbourgondien, Katherine L	17	TIDE-VA	1:08.32
	32.73	1:08.32	
4 Schulman, Emma K	17	ESC-NE	1:09.71
	34.07	1:09.71	
5 Kadlecik, Grace K	16	ISWM-NI	1:12.69
	34.32	1:12.69	
6 Redisch, Lena J	19	ASA-PV	1:18.21
	37.30	1:18.21	

Event 722 Men 100 LC Meter Backstroke Time Trial

Pool Record: 55.55 ! 4/2/2016 Bryce A Bohman
 56.59 OT Olympic Trials
 56.79 NAT 2019 National
 58.79 JR Junior National

Name	Age	Team	Finals Time
- Time Trial			
1 Elder, Alek R	15	DST-MA	59.68
	28.85	59.68	
2 Lilley, Jack A	17	SJAC-MA	1:01.81
	29.75	1:01.81	
3 Calder, Danny F	18	ASA-PV	1:05.43
	31.26	1:05.43	
4 Kim, Geonwoo	15	XCEL-NJ	1:06.12
	31.58	1:06.12	
--- Poplawski, Richard	13	SCAR-NJ	DFS
			Declared false start

Event 724 Men 400 LC Meter Freestyle Time Trial

Pool Record: 3:56.96 ! 4/2/2016 Adam C Destrampe
 3:57.29 OT Olympic Trials
 3:57.79 NAT 2019 National
 4:02.79 JR Junior National

Name	Age	Team	Finals Time
- Time Trial			
1 Bennici, Matthew D	19	MAC-MD	4:17.87
	29.75	1:02.51	1:35.81
			2:09.58
	2:42.05	3:15.28	3:47.33
			4:17.87

Event 725 Women 100 LC Meter Freestyle Time Trial

Pool Record: 56.45 ! 4/3/2016 Kaitlyn M Johnson
 56.29 OT Olympic Trials
 56.39 NAT 2019 National
 57.59 JR Junior National

Name	Age	Team	Finals Time
- Time Trial			
1 Zhang, Victoria	16	XCEL-NJ	1:00.02
	28.69	1:00.02	
2 Wisner, Taryn A	16	VICT-NI	1:00.05
	28.92	1:00.05	
3 Epes, Ella M	15	757-VA	1:00.67
	28.93	1:00.67	
4 Duffy, Kayleigh A	14	TIDE-VA	1:00.90
	29.08	1:00.90	
5 Adams, Grace C	16	UN-01-MR	1:01.14
	29.21	1:01.14	
6 Leyden, Megan E	15	PHX-NE	1:01.35
	29.54	1:01.35	
7 Toncheva, Yulia	22	UN-01-LE	1:01.52
	29.55	1:01.52	
8 Gougelmann, Jennifer M	17	EAST-MR	1:01.73
	29.29	1:01.73	
9 Trettel, Baily R	16	RXA-AM	1:02.83
	30.82	1:02.83	
10 Katayama, Klavdia M	17	FAST-OH	1:08.38
	27.10	1:08.38	

Event 726 Men 100 LC Meter Freestyle Time Trial

Pool Record: 51.00 ! 6/16/2017 Xander S Skinner
 50.49 OT Olympic Trials
 50.49 NAT 2019 National
 51.99 JR Junior National

Name	Age	Team	Finals Time
- Time Trial			
1 West, Miles W	18	SRVA-VA	54.33
	25.82	54.33	
2 Holzman, Andrew M	20	EAST-MR	54.61
	26.36	54.61	
3 Smith, Ian M	17	USA-OH	54.81
	26.32	54.81	
4 Brown, Connor B	16	CSI-LE	55.83
	26.70	55.83	
5 Anderson, Carter R	17	ISWM-NI	56.30
	27.12	56.30	
6 Nolan, Richard G	18	WRAT-CT	1:04.46
	25.28	1:04.46	
--- Flint, Patrick J	18	CAT-NJ	NS



2019 Futures Championships (Geneva, Ohio) - 8/1/2019 to 8/4/2019

Results

Event 728 Women 200 LC Meter Backstroke Time Trial

Pool Record: 2:14.05 ! 6/15/2019 Paige M Hetrick
 2:14.69 OT Olympic Trials
 2:15.59 NAT 2019 National
 2:18.29 JR Junior National

Name	Age	Team	Finals Time
- Time Trial			
1 Trolle, Camilla O	16	XCEL-NJ	2:23.55
	33.08	1:08.94	1:46.37
2 Rome, Norah K	15	SOCO-CT	2:26.81
	33.86	1:10.85	1:48.72
3 Kollevoll, Jenna	17	SRAY-NJ	2:32.48
	34.80	1:12.90	1:53.74

Event 731 Women 200 LC Meter IM Time Trial

Pool Record: 2:18.51 ! 3/24/2013 Miranda Tucker
 2:17.39 OT Olympic Trials
 2:17.99 NAT 2019 National
 2:20.99 JR Junior National

Name	Age	Team	Finals Time
- Time Trial			
1 Snyder, Savanah M	17	LAC-MA	2:34.52
	31.60	1:11.32	1:58.33
2 Ross, Leia	18	KW-AM	2:35.92
	32.39	1:10.25	1:57.76
3 Raymer, Summer V	15	RXA-AM	2:36.64
	34.41	1:14.25	2:01.89

Event 732 Men 200 LC Meter IM Time Trial

Pool Record: 2:04.96 ! 4/3/2016 Matthew R Willenbring
 2:04.09 OT Olympic Trials
 2:04.69 NAT 2019 National
 2:08.29 JR Junior National

Name	Age	Team	Finals Time
- Time Trial			
1 Minassian, Nareg	15	CRIM-NE	2:12.46
	28.59	1:04.07	1:42.00
2 Daccache, Anthony P	17	WRAT-CT	2:14.41
	28.60	1:05.71	1:43.17
3 Twiss, Austin R	18	WRAT-CT	2:15.38
	27.29	1:01.49	1:43.84
4 Lamoureux, Gavin L	16	TIDE-VA	2:16.70
	28.02	1:04.13	1:45.34

Event 737 Women 50 LC Meter Breaststroke Time Trial

Name	Age	Team	Finals Time
- Time Trial			
1 Spencer, Paige E	15	PHX-NE	28.59

Event 740 Men 50 LC Meter Butterfly Time Trial

Name	Age	Team	Finals Time
- Time Trial			
1 Shriner, Matthew D	20	BGSC-NE	28.30

