



Red River Valley Wahoos Emergency Preparedness Plan of Action 2022

The RRV Wahoos, by default, will defer to emergency procedures required for the University of North Dakota and the facility staff who will notify coaches of swimmers of needed actions based on the facility emergency plan that is approved by the UND Safety Office. If a UND facility staff member is not able to be located within moments of an emergency the following actions will be taken in case of an emergency.

TEAM AND LOCATION

RRV Valley Wahoos
UND Hyslop Natatorium
2157 2nd Avenue N

EMERGENCY PROCEDURES – universal guideline



For emergencies (potentially life threatening) call 9-1-1
For non-emergencies call UND Police at 701-777-3491

EMERGENCY EQUIPMENT

Emergency equipment, such as a first aid kit, defibrillator, back boards, and other life saving devices are located near or in the lifeguard office. A lifeguard will be on duty during all practices and should be the first point of contact if an emergency occurs.






SITUATIONAL RESPONSE GUIDELINES

In the event an emergency occurs off the pool deck and a lifeguard or UND facility staff members is not present, the following action should be taken.

	FIRE	<ul style="list-style-type: none">• Pull nearest fire alarm and call 911.• Alert others to the emergency and need to evacuate through closest exit.• Use stairwells in lieu of elevators where appropriate.• DO NOT reenter building and DO NOT go to locker rooms to change or get personal belongings prior to exiting building.
	SUSPICIOUS PERSON	<ul style="list-style-type: none">• DO NOT allow a stranger into a locker room, secured area or on the pool deck.• NO swimmers or parents OVER 18 are allowed in the upstairs locker room.• DO NOT confront or attempt to stop any person from leaving the area.• Move to a safe location and call 911 or UND Police at 701-777-3491.






Red River Valley Wahoos Emergency Preparedness Plan of Action 2022

	MEDICAL EMERGENCY	<ul style="list-style-type: none">• Send someone to locate or ‘flag down’ the lifeguard or a UND facility staff.• If a lifeguard or UND facility staff is not immediately available, render first aid or CPR if comfortable or trained.• DO NOT move the injured person.• Call 911 if life threatening or UND Police at 701-777-3491.
	SUSPICIOUS OBJECT	<ul style="list-style-type: none">• DO NOT disturb, move, touch or open.• DO NOT use an electrical device near the object. Move to a safe location before calling 911 or the UND Police at 701-777-3491.• Keep others at least 100 yards away from the object.
	EVACUATION	<ul style="list-style-type: none">• Walk calmly and leave the building using the nearest marked EXIT in a safe, orderly fashion.• DO NOT reenter building and DO NOT go to the locker room to change or retrieve personal belongings prior to exiting the building.• DO NOT use elevators, use stairwells only.• If cold weather, move to a warm location near the Hyslop such as another academic building or the Memorial Union.• Call 911 or UND Police at 701-777-3491.• Follow all instructions given by emergency personnel.
	POWER OUTAGE	<ul style="list-style-type: none">• Remain calm and aid others where appropriate.• Exit pool area in a safe and orderly fashion.• Locate nearest marked exit.• Listen to lifeguards and UND facility staff if asked to move to a central location in the building where emergency lighting is available.• Call UND Police at 701-777-3491 to report power outage.
	ACTIVE THREAT	<ul style="list-style-type: none">• <u>RUN/ ESCAPE</u> - Leave the area quickly and quietly, if safe to do so, and regardless of whether others agree to follow. DO NOT go to the locker room to retrieve personal belongings. Help others if possible.• <u>HIDE</u> - If you can't leave, go to an area that can be potentially locked, blocked or secured away from the situation. Silence your cell phone and turn off all lights and computer screens. Spread people out, stay low, hidden, and quiet.• When safe, call 911 or UND Police at 701-777-3491 and talk as quietly as possible.• If you encounter police, show your hands, and follow their commands. DO NOT make sudden movements.



Red River Valley Wahoos Emergency Preparedness Plan of Action 2022

	TORNADO	<ul style="list-style-type: none">• If tornado sirens are activated, seek shelter in the lowest, interior portion of the building.• Seek shelter until all clear or tornado siren is no longer activated, and the danger has passed.
	HAZARDOUS MATERIAL	<ul style="list-style-type: none">• Call 911 immediately.• Notify lifeguard and UND facility staff and evacuate the contaminated area.• Move to a safe location and distance, at least 100 yards away.
	TRAIN DERAILMENT	<ul style="list-style-type: none">• Treat the accident as a potential hazardous materials site and situation. Potential hazardous materials include the diesel fuel from the train or their cargo leaking from cars.• Listen to all instructions from UND Police, emergency responders and UND facility personnel for evacuation procedures.• Concerns from derailment include explosion, fire, asphyxiation, or poisoning, flying metal, chemical reaction, or cold burns.• Once outside, walk into the wind to keep hazardous materials and plumes behind you.• You may need to shelter in place if you are unable to be evacuated to keep yourself and others safe.