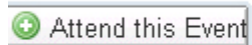


Declaring your attendance at a meet (with or without event signup)

May 21 ~ 22,




 **Attend this Event**



 Replaces Me
Crimson An

From the meet events page select the "Attend this Event" button. Yes the button is misleading and confusing; we can't change it though.

Click on Member Name to declare for this Event:

Member Name	Member Commitment	Coach Approved
Daisy McCormack *Active	 Undeclared	
Patrick Carroll *Active	 Committed	#20 (d2/s3): M 13 & Over 1 #22 (d2/s3): M 13 & Over 1 #24 (d2/s3): M 13 & Over 2 #26 (d2/s3): M 13 & Over 2 #44 (d3/s6): M 13 & Over 2 #46 (d3/s6): M 13 & Over 2 #48 (d3/s6): M 13 & Over 1 #50 (d3/s6): M 13 & Over 1
Trixie Joslin *Active	 Undeclared	

You will have to click on your swimmer(s) name to begin the process. When you are done if you come back to this screen you will be able to see the events you have selected (if any). We'll declare our attendance for Daisy in this example.

Please select no more than four (4) events for you
Do not worry about your entry time - Coaches will

*Declaration:

Notes:

Select the chevron (triangle pointing downwards) to open the Declaration choices.

*Declaration:

Notes:


Yes, please sign [Daisy] up for this event
No, thanks, [Daisy] will NOT attend this event

If you select YES then you will see the events to choose from. Simply click the box next to the events you would like to attend.

*Declaration:

Notes:

If you select NO then you will just click the SAVE button to exit. You can also leave a message for the coaches.

 Save Changes

Always remember to click the Save Changes button in the lower right hand corner of your screen after making any selections in Team Unify.