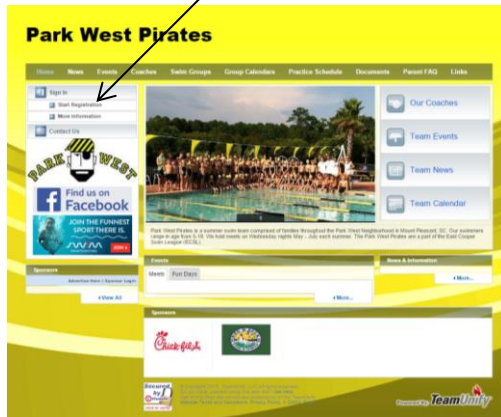


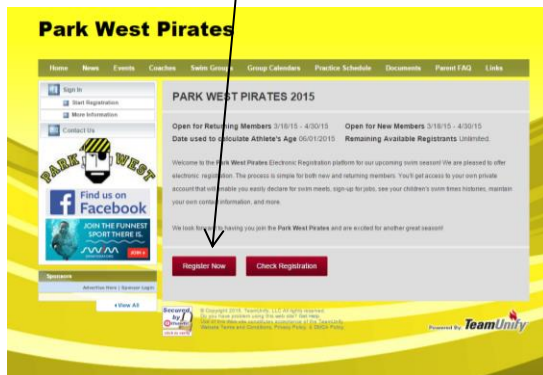
## Park West Pirates Registration for New Families

1) Go to [www.parkwestpirates.com](http://www.parkwestpirates.com)

2) Click "Start Registration."





3) Click "Register Now."



4) Click "I am a new user or I'm not sure if I already have an account. This is the email I want to use:"

Enter email address.



5) Fill in information with a red asterisk

The image shows a registration form with the following sections and fields:

- Facebook:** A sidebar on the left with a Facebook logo and a "JOIN THE FUNNEST SPORT THROUGH THE YEAR" banner.
- Authentication:** Fields for \*Password (at least 8 characters), \*Confirm Password, Password, Alternate Email 1, and Alternate Email 2.
- BILLING INFORMATION:** Fields for \*First Name, \*Middle Initial, \*Last Name, \*Billing Address, \*Billing City, \*State (dropdown menu), \*Zip Code, \*Home Phone, and \*Work/Mobile Phone.
- PARENTS/GUARDIANS:** Two columns of fields for FATHER/GUARDIAN 1 and BROTHER/GUARDIAN 2, including \*First Name, \*Last Name, \*Work Phone, and \*Mobile Phone.
- INSURANCE:** Fields for Insurance Carrier and Insurance Phone.
- EMERGENCIES:** Fields for \*Emergency Contact and \*Emergency Phone.
- Buttons:** "Cancel" and "Continue" buttons at the bottom.

6) Click continue and fill in the rest of the registration form with information regarding your child(ren). There will be a waiver that you must agree to, also. You will not be prompted to make a payment. Once you are entered in the system, the administrators can mark your account as paid.

7) Make a note of the email and password that you utilized, as that will be your login information for the entire season.