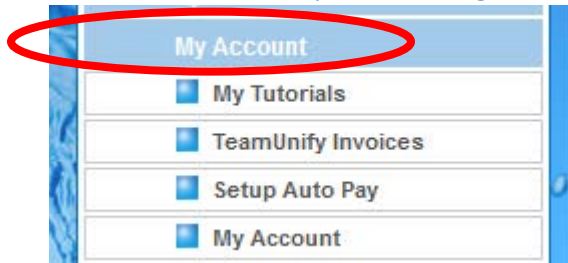
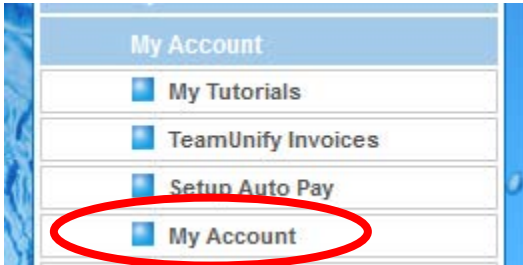


Adding SMS to your account so you can get Text alerts

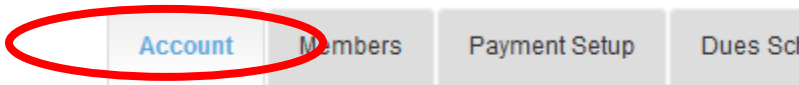
1. Go to www.clemsonaquaticteam.org and Login. On the left side bar, click My Account:



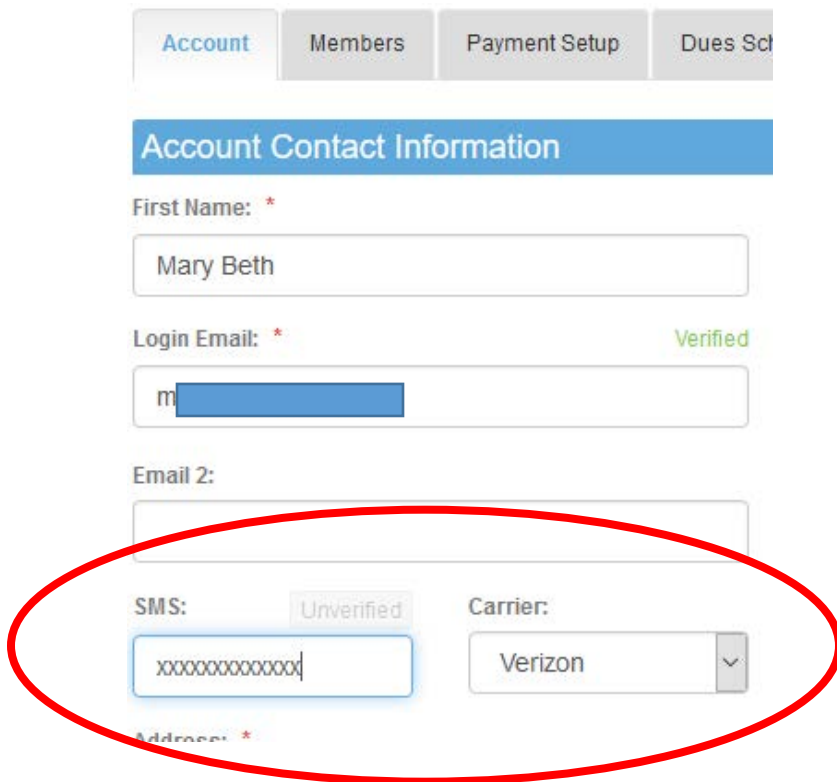
2. In the dropdown that opens, click My Account again:



3. In the Billing Account Configuration window that opens, ensure you are on the Account Tab:



4. Enter your cell phone number in the SMS field

A screenshot of the 'Account Contact Information' form. The form has tabs for 'Account', 'Members', 'Payment Setup', and 'Dues Sch'. The 'Account' tab is selected. The form fields are: 'First Name: *' (Mary Beth), 'Login Email: *' (m [redacted]) with a 'Verified' status, 'Email 2:', 'SMS: Unverified' (xxxxxxxxxxxx) circled in red, and 'Carrier: Verizon' (dropdown menu). The 'Address: *' field is partially visible at the bottom.