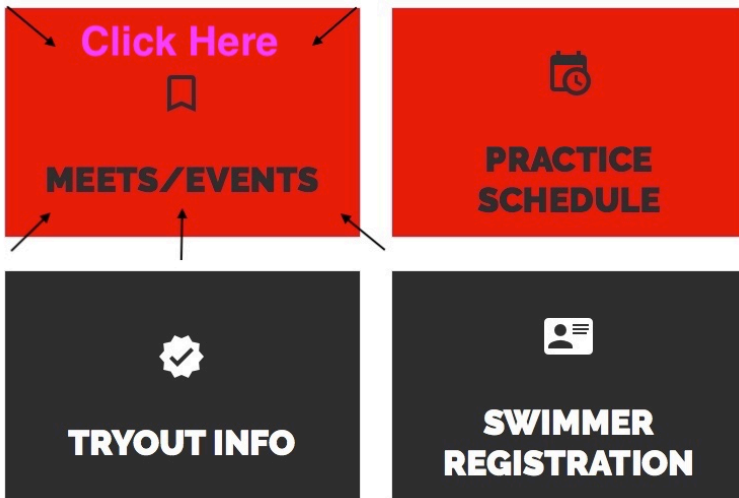





How to Sign Up for a Meet/Event on TU

Step 1: Log into your TU account.

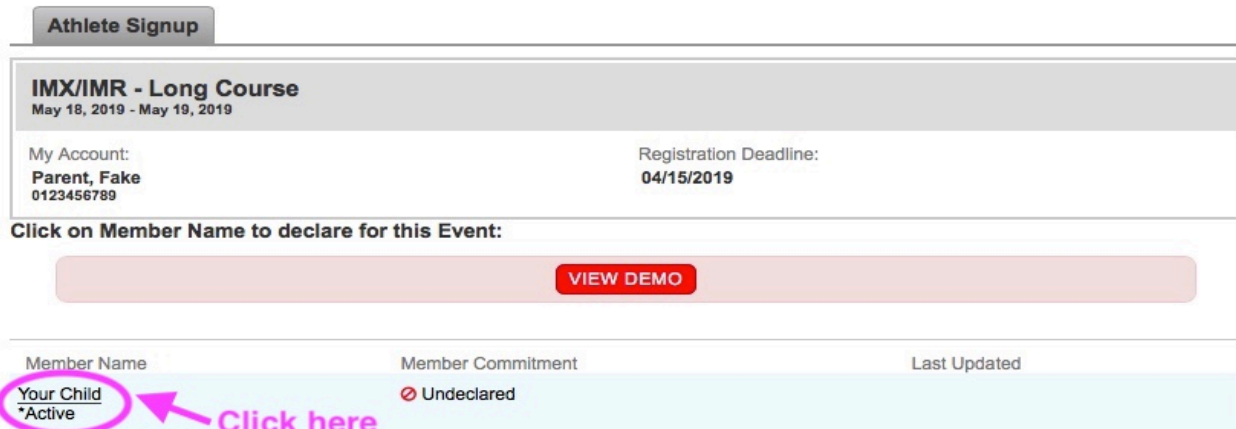
Step 2: Click on the Meet/Event button on the home page.



Step 3: Find the event, and click on the Attend/Decline button.



Step 4: Click on your swimmer's name.



Step 5: Click on the drop down in order to declare Yes or No for attending. Then add notes if you need to. If you cannot attend all days of the meet, this is where you would enter that so coaches know to not put entries for those days. After that, click the “Save Changes” button.

IMX/IMR - Long Course (May 18, 2019 - May 19, 2019)

Member Athlete:
Your Child

*Declaration
--SELECT--

Notes
(days cannot attend, etc.):
Friday through Sunday only. Cannot attend on Thursday.

Finally, click here → Save Changes

Step 6: Once you’ve hit “Save Changes,” it should show your swimmer as either Attending with a green check mark or Declined with a red circle crossed through.

Athlete Signup

IMX/IMR - Long Course
May 18, 2019 - May 19, 2019

My Account:
Parent, Fake
0123456789

Registration Deadline:
04/15/2019

Click on Member Name to declare for this Event:

VIEW DEMO

Member Name	Member Commitment	Last Updated
Your Child *Active	✓ Committed	03/19/19 12:34 AM

Step 7: After coaches have completed entries, you’ll go through steps 1-3 again to see them at the bottom of the page.