

Swim Connection

ome.swimconnection.com

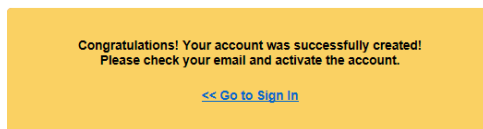
Setting up an account on Swim Connection

1. Go to Swim Connection: ome.swimconnection.com
2. Click on the Signup Now! button to set up an account. This is the easiest and most convenient way to sign your swimmer up for a meet.

Swim Connection Online Meet Entries registration form. Fields include: Account ID (Username, Password, Confirm Password), Personal Information (First Name, Last Name, Email), Convenience (Show Meets For: All Swimming Associations, Notify me when new meets are posted: Yes/No), and Privileges.

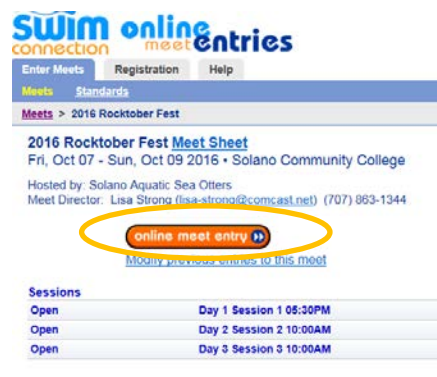
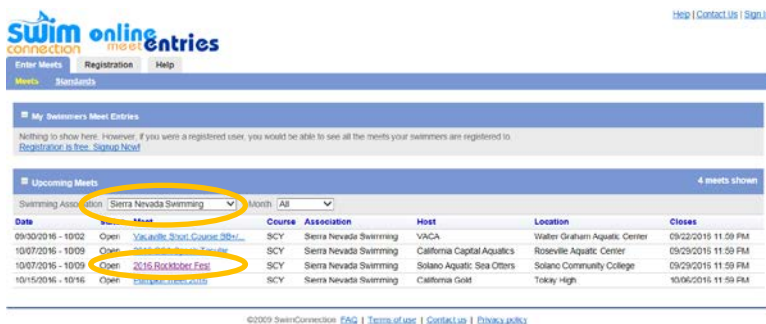


3. Complete the **ACCOUNT ID** and **PERSONAL INFORMATION** sections.
4. In the **CONVENIENCE** section, select **YES** for Notify me when new meets are posted
5. **SAVE**
6. You will receive the Congratulations screen below. Follow the instructions in the email to activate your account.

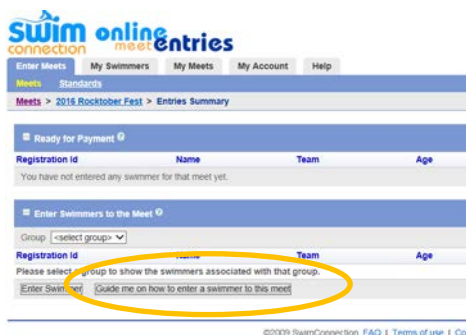


Signing up for your first swim meet

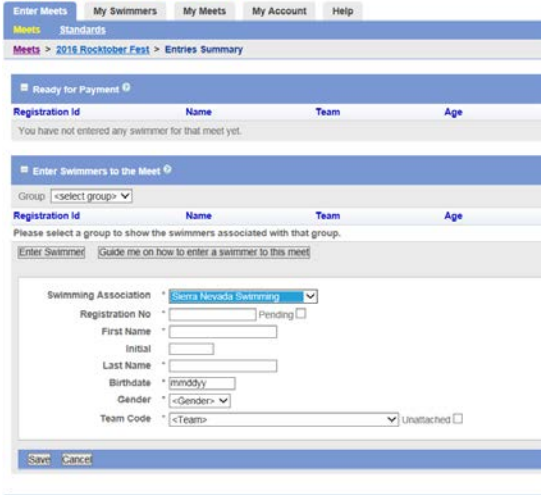
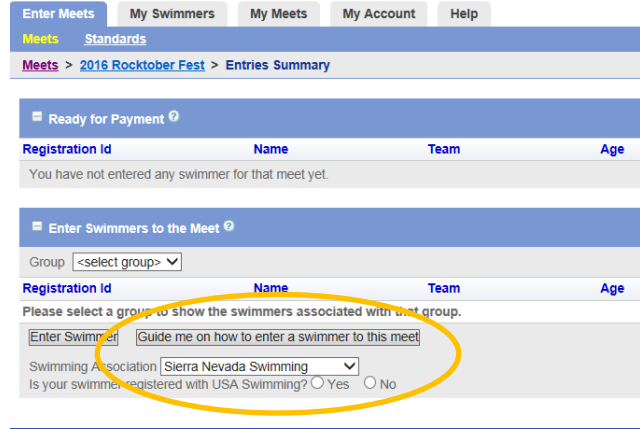
1. Log into Swim Connection
2. Under **UPCOMING MEETS** select Sierra Nevada in the dropdown.
3. Find the meet you are looking for and click on the link.
4. Click on the **ONLINE MEET ENTRY** button



5. Click on the **GUIDE ME ON HOW TO ENTER A SWIMMER INTO THE MEET** button.



- Select **GUIDE ME ON HOW TO ENTER A SWIMMER TO THE MEET**.
- In the **SWIMMING ASSOCIATION** dropdown, select **Sierra Nevada Swimming**
- Click the **NO** button (note: you will click yes in the future, once you have a USA Registration number for your swimmer).



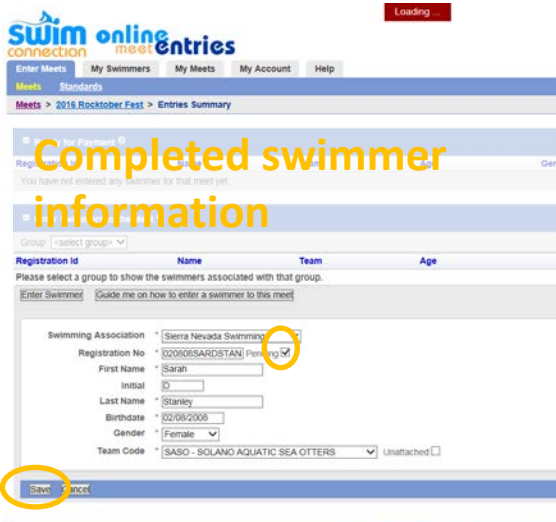
- Swimming Association: Sierra Nevada Swimming
- Registration No: This is a formula of:
Birthdate, First 3 letters of name, Middle Initial, First 4 letters of last name

Example, if your swimmer information is:
02/08/2008, SARAH D STANLEY the registration number will be:
020808SARDSTAN

If you have only a 3 letter last name, or if there is no middle initial, then replace the missing letter(s) with a *

Example
020808SAR*STAN

- Check the **PENDING** box
- Complete the rest of the swimmer's information
- TEAM CODE: **SASO**
- SAVE** your completed information

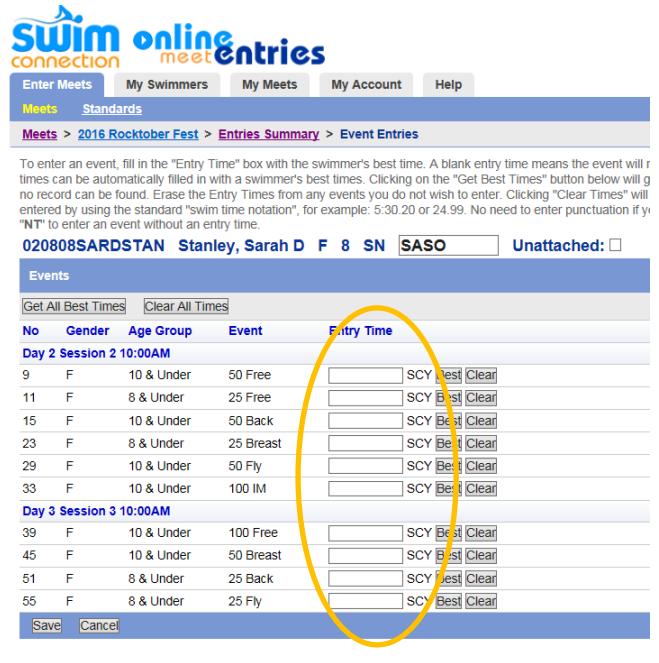


Selecting events

On this screen you will select the events your swimmer will participate in. If you don't know which to choose, please talk to their coach. There is a maximum number of events entered per swim meet. Check the MEET SHEET (located on the ONLINE MEET ENTRY screen) for this and other important meet information.



- Once you know which events, enter the swimmer's ENTRY TIME. If they have never swam the event, or have no time recorded, then enter "NT" for No Time. If the meet does not accept NT entries, talk with your coach to decide a suitable alternative.
- Click **SAVE**
If you have more than one swimmer, go back and enter the additional swimmers into the meet BEFORE you go to the Payment process.
- Proceed through the payment options. You are not entered into the meet until you pay.



©2009 SwimConnection [FAQ](#) | [Terms of use](#) | [Co](#)

Once you complete the payment process, you will receive two emails: Billing Information and Meet Summary. It's recommended that you print and bring the Meet Summary with you to the meet:

[SwimConnection](#)

[OnlineMeetEntries](#)

[Meet Entries Summary](#)

WCAB Senior-II Trials and Finals Meet • 12/04/2015 – 12/06/2015

Date: 11/01/2015 22:01

Confirmation Number: tyQZnxH8

SESSION NO	AGE GRP	EVENT	SUBMITTED	STD	GOAL	STD	SECS	%	HEAT	LANE	TIME
STRONG, NOAHS M 18 PC-UN											
Saturday	6 M 13 & Over	200 Free	1:45.24scy	AAA	1:41.99	AAAA	3.25	3.1%	___	___	___
Saturday	10 M 13 & Over	200 Fly	2:09.50scy	BB	2:08.69	A	0.81	0.6%	___	___	___
Sunday	18 M 13 & Over	100 Breast	1:00.67scy	AAA	57.99	AAAA	2.68	4.4%	___	___	___
Sunday	22 M 13 & Over	100 Free	47.88scy	AAA	46.59	AAAA	1.29	2.7%	___	___	___
Sunday	26 M 13 & Over	100 Fly	52.29scy	AAA	50.49	AAAA	1.80	3.4%	___	___	___

[SwimConnection](#)