

STAT/WAVE 2019 Winter Classic, Sanction #: WI2019-525A
11/22-24/2019 BMHS Natatorium 25 Yards

Results

Event 1 Girls 12 & Under 200 Yard IM

Meet: 2:18.28 M 12/15/2013 Alex C Moderski
2:24.99 IC11 12 IL 2020 SC Champ
2:32.99 WI11 -12
2:47.29 IC10 -U IL 2020 SC Champ
2:57.99 WI10 -U

| Name | Age | Team | Finals Time | | |
|-------------------------|-------|---------|-------------|-------|--|
| 1 Paradis, Mazie | 12 | GCY-WI | 2:21.00 | IC11 | |
| | 30.04 | 34.24 | 43.39 | 33.33 | |
| 2 Sina, Olivia | 11 | UN\$-WI | 2:25.12 | WI11 | |
| | 31.21 | 37.04 | 43.77 | 33.10 | |
| 3 Martuszewski, Amanda | 11 | PAC-IL | 2:26.38 | WI11 | |
| | 31.44 | 37.95 | 43.58 | 33.41 | |
| 4 Czosnyka, Anna | 12 | PAC-IL | 2:31.27 | WI11 | |
| | 32.83 | 37.53 | 47.30 | 33.61 | |
| 5 Zentner, Anna | 12 | GCY-WI | 2:32.43 | WI11 | |
| | 32.39 | 38.68 | 46.25 | 35.11 | |
| 6 Dickmann, Anna | 11 | WAUN-WI | 2:32.79 | WI11 | |
| | 33.62 | 37.63 | 47.25 | 34.29 | |
| 7 Elzey, Aika | 10 | PAC-IL | 2:35.54 | IC10 | |
| | 34.93 | 41.10 | 43.55 | 35.96 | |
| 8 Dimitrova, Nicole | 12 | PAC-IL | 2:35.96 | IC10 | |
| | 32.87 | 40.47 | 47.21 | 35.41 | |
| 9 Cobb, Lydia | 11 | PAC-IL | 2:36.89 | IC10 | |
| | 34.12 | 38.09 | 48.94 | 35.74 | |
| 10 Franks, Alyssa | 12 | WAUN-WI | 2:37.26 | IC10 | |
| | 36.25 | 40.43 | 45.85 | 34.73 | |
| 11 Gamse, Blake | 11 | PAC-IL | 2:42.35 | IC10 | |
| | 36.51 | 40.16 | 47.89 | 37.79 | |
| 12 Paradis, Harper | 10 | GCY-WI | 2:42.69 | IC10 | |
| | | | 36.34 | | |
| 13 Elliott, Raya | 10 | SCST-WI | 2:48.95 | WI10 | |
| | 35.05 | 44.97 | 53.38 | 35.55 | |
| 14 Sheehan, Finnley | 11 | SPS-WI | 3:00.73 | 3 | |
| | 40.43 | 47.98 | 51.17 | 41.15 | |
| 15 Seneviratne, Dhanani | 10 | PAC-IL | 3:02.16 | 2 | |
| | 43.08 | 46.70 | 49.65 | 42.73 | |
| 16 Lake, Clara | 10 | WAUN-WI | 3:03.95 | 1 | |
| | 40.94 | 47.76 | 56.22 | 39.03 | |
| 17 Hastings, Mackenzie | 11 | SPS-WI | 3:04.81 | | |
| | 38.94 | 48.14 | 56.93 | 40.80 | |
| 18 Jelinek, Abbie | 10 | SCST-WI | 3:10.02 | | |
| | 43.92 | 47.45 | 56.09 | 42.56 | |
| 19 Shields, Sonny | 10 | STAT-WI | 3:12.33 | | |
| | 45.91 | 49.21 | 55.79 | 41.42 | |
| 20 Hastings, Breeley | 8 | SPS-WI | 3:12.48 | | |
| | 44.27 | 46.97 | 57.04 | 44.20 | |
| 21 Sina, Emma | 8 | GCY-WI | 3:14.55 | | |
| | 43.18 | 47.23 | 59.18 | 44.96 | |

| | | | | | |
|---------------------|-------|---------|---------|-------|--|
| 22 Shields, Kolby | 8 | STAT-WI | 3:59.05 | | |
| | 58.38 | 58.55 | 1:07.76 | 54.36 | |
| --- Burns, Sarah | 11 | UN-WI | DQ | | |
| | 42.92 | 55.44 | 1:00.51 | 45.06 | |
| --- Maleck, Haleigh | 11 | BASS-WI | NS | | |

Event 2 Boys 12 & Under 200 Yard IM

Meet: 2:16.56 M 11/20/2016 Austin C Henderson
2:25.59 IC11 12 IL 2020 SC Champ
2:36.49 WI11 -12
2:49.69 IC10 -U IL 2020 SC Champ
2:57.99 WI10 -U

| Name | Age | Team | Finals Time | | |
|---------------------|-------|---------|-------------|-------|--|
| 1 Cortright, Julian | 12 | TOSA-WI | 2:12.28M | IC11 | |
| | 27.00 | 33.41 | 38.84 | 33.03 | |
| 2 Kreimer, Dylan | 12 | PAC-IL | 2:19.59 | IC11 | |
| | 29.44 | 35.88 | 40.45 | 33.82 | |
| 3 Punzel, Jameson | 12 | SCST-WI | 2:23.12 | IC11 | |
| | 29.48 | 37.93 | 43.07 | 32.64 | |
| 4 Bryzelak, Ben | 12 | PAC-IL | 2:29.54 | WI11 | |
| | 32.61 | 36.86 | 45.44 | 34.63 | |
| 5 Schmid, Grant | 11 | SPS-WI | 2:35.45 | WI11 | |
| | 33.66 | 41.19 | 46.39 | 34.21 | |
| 6 Haselow, Grant | 12 | WAUN-WI | 2:41.66 | IC10 | |
| | 34.91 | 40.20 | 48.92 | 37.63 | |
| 7 Geier, Brady | 12 | GCY-WI | 2:44.55 | IC10 | |
| | 34.80 | 43.09 | 50.52 | 36.14 | |
| 8 Josephs, Nathan | 9 | GCY-WI | 2:53.38 | WI10 | |
| | 36.39 | 43.68 | 52.06 | 41.25 | |
| 9 Shields, Bo | 11 | STAT-WI | 2:57.64 | WI10 | |
| | 38.32 | 47.45 | 1:31.87 | | |
| 10 Pugachev, Daniel | 8 | PAC-IL | 3:03.05 | 7 | |
| | 44.11 | 49.10 | 51.45 | 38.39 | |
| 11 Barajas, Gabriel | 12 | SCST-WI | 3:03.19 | 6 | |
| | 42.18 | 46.44 | 54.90 | 39.67 | |
| 12 Woerth, Owen | 10 | SCST-WI | 3:11.14 | 5 | |
| | 45.07 | 47.69 | 56.33 | 42.05 | |
| 13 Edwards, Charlie | 11 | SAGE-IL | 3:14.75 | 4 | |
| | 47.58 | 51.21 | 54.95 | 41.01 | |
| --- Maleck, Nolan | 12 | BASS-WI | NS | | |



STAT/WAVE 2019 Winter Classic, Sanction #: WI2019-525A
11/22-24/2019 BMHS Natatorium 25 Yards

Results

Event 3 Girls 400 Yard IM

Meet: 4:43.23 M 11/16/2018 Sophie Schmitz
4:46.39 IL-C IL 2020 SC Champ
4:52.19 WI -Senior
4:59.89 WI13 -14
5:16.59 IL-R 2020 SC IL Regional
5:29.99 WI11 -12

| Name | Age | Team | Finals Time | |
|---------------------|-----|---------|---------------|-------|
| 1 Gomez, Atzi | 16 | SAGE-IL | 4:39.55M IL-C | |
| | | | 28.60 | 32.83 |
| | | | 36.24 | 34.46 |
| | | | 41.87 | 41.69 |
| | | | 32.45 | 31.41 |
| 2 Beckman, Amanda | 14 | WAUN-WI | 4:44.95 IL-C | |
| | | | 30.15 | 34.34 |
| | | | 35.27 | 35.68 |
| | | | 41.72 | 42.01 |
| | | | 32.71 | 33.07 |
| 3 Sautebin, Alaina | 14 | WAUN-WI | 4:47.74 WI | |
| | | | 29.85 | 34.62 |
| | | | 35.02 | 34.94 |
| | | | 43.24 | 42.95 |
| | | | 34.16 | 32.96 |
| 4 Wolf, Carly | 18 | SAGE-IL | 4:51.64 WI | |
| | | | 30.53 | 36.26 |
| | | | 36.16 | 35.67 |
| | | | 42.40 | 43.03 |
| | | | 34.43 | 33.16 |
| 5 Anderson, Riale | 16 | YDC-WI | 4:54.38 WI13 | |
| | | | 31.86 | 36.96 |
| | | | 37.33 | 36.41 |
| | | | 42.51 | 42.84 |
| | | | 33.69 | 32.78 |
| 6 Schmeiser, Emily | 14 | WAUN-WI | 4:58.67 WI13 | |
| | | | 30.73 | 34.38 |
| | | | 37.47 | 35.90 |
| | | | 48.05 | 45.49 |
| | | | 33.67 | 32.98 |
| 7 Schmid, Gabby | 12 | SPS-WI | 5:07.42 IL-R | |
| | | | 30.37 | 36.65 |
| | | | 40.59 | 41.24 |
| | | | 45.21 | 44.27 |
| | | | 34.75 | 34.34 |
| 8 Kret, Tamara | 10 | PAC-IL | 5:11.77 IL-R | |
| | | | 34.16 | 41.51 |
| | | | 38.97 | 40.32 |
| | | | 42.20 | 42.79 |
| | | | 37.21 | 34.61 |
| 9 Kirova, Stephanie | 14 | PAC-IL | 5:12.77 IL-R | |
| | | | 32.41 | 39.11 |
| | | | 40.93 | 40.66 |
| | | | 43.63 | 45.28 |
| | | | 36.33 | 34.42 |
| 10 Czosnyka, Alicia | 11 | PAC-IL | 5:20.20 WI11 | |
| | | | 34.83 | 39.61 |
| | | | 41.31 | 41.43 |
| | | | 46.64 | 45.93 |
| | | | 35.97 | 34.48 |
| 11 Shields, Zoe | 13 | STAT-WI | 5:27.65 WI11 | |
| | | | 33.92 | 40.73 |
| | | | 41.05 | 41.79 |
| | | | 49.60 | 50.18 |
| | | | 35.47 | 34.91 |
| 12 Abendroth, Jenna | 13 | WAUN-WI | 5:45.78 5 | |
| | | | 35.74 | 42.95 |
| | | | 41.87 | 43.15 |
| | | | 51.76 | 52.24 |
| | | | 39.71 | 38.36 |
| 13 Schneider, Layla | 12 | SPS-WI | 5:47.64 4 | |
| | | | 36.68 | 47.92 |
| | | | 40.42 | 41.35 |
| | | | 51.21 | 53.69 |
| | | | 39.67 | 36.70 |
| 14 Machorro, Deana | 11 | SPS-WI | 5:54.76 3 | |
| | | | 35.24 | 45.51 |
| | | | 45.81 | 44.33 |
| | | | 50.66 | 51.74 |
| | | | 41.17 | 40.30 |

| | | | | |
|--------------------|----|---------|-----------|-------|
| 15 Danielson, Jada | 12 | SPS-WI | 6:10.96 2 | |
| | | | 40.05 | 49.39 |
| | | | 1:32.01 | |
| | | | 55.40 | 39.34 |
| | | | 38.12 | |
| --- Reihl, Anna | 15 | WAUN-WI | NS | |

Event 4 Boys 400 Yard IM

Meet: 4:10.96 M 11/19/2017 Kyle A Falkstrom
4:24.89 IL-C IL 2020 SC Champ
4:35.59 WI -Senior
4:52.39 WI13 -14
4:52.49 IL-R 2020 SC IL Regional
5:44.99 WI11 -12

| Name | Age | Team | Finals Time | |
|----------------------|-----|---------|--------------|-------|
| 1 Heinlein, Jaden | 14 | PAC-IL | 4:13.39 IL-C | |
| | | | 26.46 | 31.76 |
| | | | 30.70 | 30.36 |
| | | | 37.61 | 37.86 |
| | | | 29.71 | 28.93 |
| 2 Richardson, Peyton | 17 | SAGE-IL | 4:16.99 IL-C | |
| | | | 25.98 | 29.82 |
| | | | 33.99 | 33.53 |
| | | | 36.64 | 37.83 |
| | | | 30.14 | 29.06 |
| 3 Cebula, Kacper | 16 | SAGE-IL | 4:25.59 WI | |
| | | | 27.03 | 32.16 |
| | | | 34.16 | 33.41 |
| | | | 37.31 | 38.85 |
| | | | 32.00 | 30.67 |
| 4 Boelens, Michael | 15 | SAGE-IL | 4:28.22 WI | |
| | | | 27.43 | 31.84 |
| | | | 34.03 | 32.41 |
| | | | 39.44 | 40.64 |
| | | | 31.53 | 30.90 |
| 5 Yonamine, Grant | 16 | SAGE-IL | 4:47.20 WI13 | |
| | | | 29.03 | 33.48 |
| | | | 38.41 | 37.08 |
| | | | 40.50 | 41.09 |
| | | | 35.05 | 32.56 |
| 6 Meighan, Zach | 15 | GCY-WI | 4:47.26 WI13 | |
| | | | 27.95 | 32.90 |
| | | | 36.79 | 35.89 |
| | | | 42.21 | 42.64 |
| | | | 35.38 | 33.50 |
| 7 Staff, Erik | 13 | MM-WI | 5:18.70 WI11 | |
| | | | 31.71 | 36.55 |
| | | | 40.73 | 40.23 |
| | | | 47.08 | 47.93 |
| | | | 37.34 | 37.13 |
| 8 Allen, Duke | 12 | STAT-WI | 6:38.47 11 | |
| | | | 43.09 | 50.66 |
| | | | 50.56 | 48.83 |
| | | | 56.14 | 56.47 |
| | | | 47.86 | 44.86 |

Event 5 Girls 11-12 500 Yard Freestyle

Meet: 5:19.43 M 12/14/2013 Kaitlyn A Wilhelms
5:42.19 IL-C IL 2020 SC Champ
6:01.99 WI-S tate
6:18.59 IL-R 2020 SC IL Regional

| Name | Age | Team | Finals Time | |
|------------------|-----|---------|--------------|-------|
| 1 Nickel, Nicole | 12 | WAUN-WI | 5:36.33 IL-C | |
| | | | 1:02.12 | 33.37 |
| | | | 35.00 | 35.24 |
| | | | 33.69 | 32.30 |
| | | | 35.34 | 34.80 |



STAT/WAVE 2019 Winter Classic, Sanction #: WI2019-525A
11/22-24/2019 BMHS Natatorium 25 Yards

Results

(Event 5 Girls 11-12 500 Yard Freestyle)

| Name | Age | Team | Finals Time | |
|------------------------|-------|---------|-------------|------|
| 2 Dickmann, Anna | 11 | WAUN-WI | 6:00.81 | WI-S |
| 1:07.78 | 36.67 | | | |
| 37.20 | 36.97 | 36.91 | 36.88 | |
| 36.50 | 35.53 | | | |
| 3 Chapman, Megan | 11 | GCY-WI | 6:10.61 | IL-R |
| 9:34.55 | | | 36.68 | |
| 38.15 | 38.01 | 37.54 | 38.01 | |
| 37.56 | 35.36 | | | |
| 4 Dimitrova, Nicole | 12 | PAC-IL | 6:11.55 | IL-R |
| 1:08.97 | 37.61 | | | |
| 38.68 | 38.42 | 38.76 | 36.97 | |
| 37.79 | 36.00 | | | |
| 5 Staff, Elise | 12 | MM-WI | 6:12.82 | IL-R |
| 1:06.19 | 37.17 | | | |
| 39.36 | 39.39 | 39.92 | 39.45 | |
| 37.88 | 34.85 | | | |
| 6 Franks, Alyssa | 12 | WAUN-WI | 6:14.78 | IL-R |
| 1:08.97 | 38.92 | | | |
| 38.63 | 38.36 | 38.97 | 38.18 | |
| 1:14.26 | | | | |
| 7 Gamse, Blake | 11 | PAC-IL | 6:24.47 | 12 |
| 1:11.29 | 38.01 | | | |
| 39.70 | 39.56 | 40.46 | 40.03 | |
| 38.77 | 38.30 | | | |
| 8 Lenzendorf, Ellie | 11 | WAUN-WI | 6:59.65 | 11 |
| 36.27 | 42.80 | 44.41 | 43.36 | |
| 43.35 | 43.29 | 43.69 | 42.03 | |
| 41.78 | 38.67 | | | |
| 9 Anderson, Alice | 11 | YDC-WI | 7:13.70 | 9 |
| 38.79 | 44.77 | 45.10 | 44.98 | |
| 44.78 | 44.90 | 43.73 | 43.00 | |
| 44.06 | 39.59 | | | |
| 10 Sheehan, Finnley | 11 | SPS-WI | 7:21.76 | 7 |
| 39.10 | 44.28 | 46.85 | 47.21 | |
| 47.92 | 45.91 | 45.14 | 43.31 | |
| 42.57 | 39.47 | | | |
| 11 Salt, Sonja | 11 | WAUN-WI | 7:23.96 | 6 |
| 38.63 | 43.92 | 45.26 | 45.94 | |
| 46.60 | 45.71 | 46.62 | 45.02 | |
| 44.52 | 41.74 | | | |
| 12 Cortright, Fallon | 11 | TOSA-WI | 7:25.45 | 5 |
| 38.89 | 45.66 | 47.01 | 44.59 | |
| 45.75 | 45.62 | 46.02 | 45.90 | |
| 44.26 | 41.75 | | | |
| 13 Hastings, Mackenzie | 11 | SPS-WI | 7:26.91 | 4 |
| 38.43 | 45.03 | 46.95 | 46.89 | |
| 45.91 | 46.88 | 44.68 | 45.03 | |
| 45.04 | 42.07 | | | |

| | | | | |
|---------------------|-------|---------|---------|---|
| 14 Steuart, Arianna | 11 | WAUN-WI | 8:25.28 | 3 |
| 39.47 | 47.51 | 50.47 | 51.94 | |
| 53.38 | 53.27 | 52.77 | 54.93 | |
| 51.93 | 49.61 | | | |

Event 6 Boys 11-12 500 Yard Freestyle

Meet: 5:38.24 M 11/18/2017 Dexter M Zielinski

5:43.59 IL-C IL 2020 SC Champ

6:03.99 WI-S tate

6:18.29 IL-R 2020 SC IL Regional

| Name | Age | Team | Finals Time | |
|---------------------|-------|---------|-------------|------|
| 1 Cortright, Julian | 12 | TOSA-WI | 5:17.64M | IL-C |
| 27.60 | 30.30 | 31.20 | 31.91 | |
| 31.86 | 32.45 | 32.46 | 33.10 | |
| 33.60 | 33.16 | | | |
| 2 Punzel, Jameson | 12 | SCST-WI | 5:33.28M | IL-C |
| 29.28 | 32.74 | 34.14 | 35.13 | |
| 34.33 | 33.99 | 33.84 | 34.28 | |
| 33.81 | 31.74 | | | |
| 3 Ringhand, Logan | 12 | GCY-WI | 6:03.08 | WI-S |
| 32.25 | 36.35 | 36.81 | 37.30 | |
| 36.91 | 37.21 | 37.55 | 37.34 | |
| 36.30 | 35.06 | | | |
| 4 Schmid, Grant | 11 | SPS-WI | 6:11.83 | IL-R |
| 32.20 | 37.13 | 37.71 | 38.21 | |
| 37.79 | 38.22 | 38.60 | 37.96 | |
| 37.79 | 36.22 | | | |
| 5 Haselow, Grant | 12 | WAUN-WI | 6:28.92 | 14 |
| 35.83 | 40.00 | 39.94 | 39.97 | |
| 40.38 | 38.83 | 39.48 | 39.61 | |
| 38.52 | 36.36 | | | |
| 6 Morse, Isaac | 11 | SAGE-IL | 6:34.00 | 13 |
| 32.31 | 37.98 | 39.12 | 40.75 | |
| 41.40 | 42.15 | 41.31 | 41.33 | |
| 39.94 | 37.71 | | | |
| 7 Shields, Bo | 11 | STAT-WI | 7:06.45 | 12 |
| 37.01 | 41.60 | 40.70 | 43.08 | |
| 45.07 | 45.54 | 44.69 | 43.44 | |
| 44.23 | 41.09 | | | |
| --- Maleck, Nolan | 12 | BASS-WI | NS | |



STAT/WAVE 2019 Winter Classic, Sanction #: WI2019-525A

11/22-24/2019 BMHS Natatorium 25 Yards

Results

Event 7 Girls 1000 Yard Freestyle

Meet:10:58.48 M 11/19/2017 Izzy M Vinson

10:56.99 IL-C IL 2020 SC Champ

11:14.99 WI -Senior

11:28.59 WI13 -14

12:02.69 IL-R 2020 SC IL Regional

12:40.99 WI11 -12

| Name | Age | Team | Finals Time | |
|---------------------|-----|---------|-------------|-------|
| 1 Peters, Kaitlyn | 16 | WAUN-WI | 11:03.56 | WI |
| | | | 28.65 | 31.72 |
| | | | 33.30 | 33.22 |
| | | | 33.79 | 33.65 |
| | | | 33.13 | 33.61 |
| | | | 34.21 | 33.81 |
| 2 Anderson, Rialea | 16 | YDC-WI | 11:10.26 | WI |
| | | | 29.71 | 33.38 |
| | | | 34.09 | 34.28 |
| | | | 34.00 | 33.98 |
| | | | 33.51 | 33.66 |
| | | | 34.03 | 33.65 |
| 3 Salinas, Raquel | 16 | SAGE-IL | 11:15.95 | WI13 |
| | | | 29.56 | 32.56 |
| | | | 33.90 | 33.99 |
| | | | 33.99 | 34.26 |
| | | | 34.49 | 34.25 |
| | | | 34.47 | 34.37 |
| 4 Rosenkvist, Kajsa | 14 | WAUN-WI | 11:27.64 | WI13 |
| | | | 34.20 | 34.20 |
| | | | 34.59 | 34.02 |
| | | | 34.87 | 35.03 |
| | | | 35.82 | 35.65 |
| 5 Lake, Eleanor | 13 | WAUN-WI | 11:30.12 | IL-R |
| | | | 29.88 | 33.65 |
| | | | 34.70 | 35.02 |
| | | | 35.30 | 35.16 |
| | | | 35.34 | 35.04 |
| | | | 34.85 | 35.00 |
| 6 Deutsch, Isabella | 14 | PAC-IL | 11:30.15 | IL-R |
| | | | 28.85 | 32.30 |
| | | | 34.26 | 34.72 |
| | | | 35.68 | 35.29 |
| | | | 35.32 | 35.51 |
| | | | 35.91 | 35.34 |
| 7 Nickel, Nicole | 12 | WAUN-WI | 11:36.51 | IL-R |
| | | | 31.28 | 33.91 |
| | | | 34.61 | 34.93 |
| | | | 34.10 | 35.10 |
| | | | 35.42 | 35.46 |
| | | | 35.98 | 36.08 |

| | | | | |
|---------------------|----|---------|----------|-------|
| 8 Koser, Azia Lynn | 16 | SCST-WI | 11:39.29 | IL-R |
| | | | 29.58 | 33.27 |
| | | | 34.81 | 35.29 |
| | | | 35.78 | 35.32 |
| | | | 35.70 | 35.61 |
| | | | 36.18 | 35.67 |
| 9 Blitz, Grace | 14 | WAUN-WI | 11:52.52 | IL-R |
| | | | 28.79 | 32.45 |
| | | | 35.97 | 36.97 |
| | | | 36.21 | 36.12 |
| | | | 36.59 | 37.37 |
| | | | 36.80 | 35.24 |
| 10 Schober, Johanna | 12 | PAC-IL | 12:04.88 | WI11 |
| | | | 32.94 | 35.87 |
| | | | 36.95 | 36.84 |
| | | | 37.13 | 36.98 |
| | | | 36.81 | 36.51 |
| | | | 36.45 | 36.02 |
| 11 Franklin, Magen | 15 | STAT-WI | 12:13.17 | WI11 |
| | | | 31.17 | 35.19 |
| | | | 37.89 | 38.09 |
| | | | 36.77 | 37.54 |
| | | | 37.83 | 37.30 |
| | | | 36.94 | 37.60 |
| 12 Newcomer, Anna | 16 | GCY-WI | 12:14.74 | WI11 |
| | | | 31.36 | 33.59 |
| | | | 35.90 | 36.10 |
| | | | 37.36 | 37.48 |
| | | | 38.05 | 38.94 |
| | | | 38.79 | 38.38 |
| 13 Wolf, Jackie | 16 | SAGE-IL | 12:15.75 | WI11 |
| | | | 32.42 | 35.50 |
| | | | 38.04 | 36.20 |
| | | | 38.32 | 38.12 |
| | | | 37.54 | 36.69 |
| | | | 37.44 | 36.68 |
| 14 Breyer, Lily | 14 | SPS-WI | 12:22.22 | WI11 |
| | | | 31.25 | 34.53 |
| | | | 37.07 | 36.83 |
| | | | 38.23 | 38.66 |
| | | | 37.65 | 38.10 |
| | | | 36.99 | 37.23 |
| 15 Sautebin, Maya | 13 | WAUN-WI | 12:30.29 | WI11 |
| | | | 31.67 | 36.35 |
| | | | 38.01 | 37.59 |
| | | | 38.21 | 38.24 |
| | | | 38.02 | 38.45 |
| | | | 38.08 | 37.12 |



STAT/WAVE 2019 Winter Classic, Sanction #: WI2019-525A

11/22-24/2019 BMHS Natatorium 25 Yards

Results

(Event 7 Girls 1000 Yard Freestyle)

| Name | Age | Team | Finals Time | |
|--------------------|-------|---------|-------------|------|
| 16 Elgin, Jadyn | 13 | GCY-WI | 12:40.22 | WI11 |
| 32.82 | 36.79 | 37.92 | 38.36 | |
| 38.35 | 38.51 | 38.38 | 38.85 | |
| 38.78 | 38.86 | 38.41 | 38.72 | |
| 38.74 | 38.63 | 38.40 | 38.72 | |
| 38.67 | 38.20 | 37.80 | 36.31 | |
| 17 Seehawer, Paige | 13 | TOSA-WI | 13:27.22 | |
| 35.55 | 39.64 | 40.97 | 42.00 | |
| 40.60 | 41.31 | 40.84 | 41.73 | |
| 41.27 | 41.10 | 41.62 | 40.83 | |
| 41.58 | 40.52 | 40.57 | 40.52 | |
| 40.15 | 39.99 | 38.97 | 37.46 | |
| 18 Bryer, Paige | 13 | STAT-WI | 13:53.94 | |
| 34.50 | 39.69 | 41.15 | 41.83 | |
| 42.50 | 41.84 | 42.40 | 42.89 | |
| 42.87 | 43.05 | 42.92 | 42.39 | |
| 43.08 | 42.41 | 42.86 | 41.79 | |
| 43.28 | 42.14 | 41.50 | 38.85 | |

Event 8 Boys 1000 Yard Freestyle

Meet:10:31.18 M 11/19/2017 Jason M Tuschl

10:16.99 IL-C IL 2020 SC Champ

10:40.99 WI-Senior

11:17.99 WI13 -14

11:26.39 IL-R 2020 SC IL Regional

12:59.99 WI11 -12

| Name | Age | Team | Finals Time | |
|----------------------|-------|---------|-------------|------|
| 1 Sanahurskyj, Danny | 15 | SAGE-IL | 10:06.26M | IL-C |
| 27.85 | 30.40 | 30.41 | 30.33 | |
| 30.97 | 30.56 | 30.56 | 30.71 | |
| 30.40 | 30.57 | 30.83 | 30.30 | |
| 30.62 | 30.46 | 30.51 | 30.64 | |
| 30.62 | 30.66 | 30.15 | 28.71 | |
| 2 Kobza, Luke | 16 | WAUN-WI | 10:12.13M | IL-C |
| 27.08 | 29.82 | 30.17 | 30.72 | |
| 30.66 | 30.99 | 31.29 | 30.89 | |
| 31.26 | 30.38 | 30.94 | 31.18 | |
| 30.73 | 31.16 | 31.10 | 31.13 | |
| 30.88 | 30.69 | 30.41 | 30.65 | |
| 3 Busse, Paul | 16 | WAUN-WI | 10:23.54M | WI |
| 27.68 | 30.30 | 31.15 | 31.18 | |
| 31.04 | 31.58 | 30.94 | 31.43 | |
| 31.19 | 31.23 | 31.42 | 31.57 | |
| 31.58 | 31.46 | 31.45 | 31.92 | |
| 31.63 | 31.93 | 32.03 | 30.83 | |

| | | | | |
|-------------------------|-------|---------|-----------|------|
| 4 Zielinski, Dexter | 14 | SAGE-IL | 10:29.21M | WI |
| 27.39 | 29.88 | 30.47 | 31.19 | |
| 31.26 | 31.44 | 31.38 | 32.05 | |
| 31.80 | 31.71 | 31.93 | 32.06 | |
| 32.25 | 32.38 | 32.02 | 32.38 | |
| 32.32 | 32.20 | 32.01 | 31.09 | |
| 5 Kitzman, Jack | 14 | STAT-WI | 11:08.80 | WI13 |
| 28.17 | 31.86 | 33.29 | 33.10 | |
| 32.86 | 33.70 | 33.73 | 33.62 | |
| 33.78 | 34.30 | 34.27 | 34.10 | |
| 34.33 | 34.04 | 34.73 | 34.03 | |
| 34.27 | 33.96 | 33.81 | 32.85 | |
| 6 Braatz, Bennett | 13 | SPS-WI | 11:19.84 | IL-R |
| 29.53 | 31.87 | 32.72 | 33.21 | |
| 34.11 | 33.85 | 34.31 | 34.83 | |
| 35.02 | 34.70 | 35.38 | 35.06 | |
| 35.42 | 34.35 | 34.59 | 34.97 | |
| 34.40 | 34.29 | 34.36 | 32.87 | |
| 7 Venslauskas, Kasparas | 12 | SAGE-IL | 11:35.40 | WI11 |
| 30.60 | 33.76 | 35.03 | 35.74 | |
| 35.37 | 35.51 | 35.50 | 34.78 | |
| 35.44 | 35.05 | 35.49 | 35.00 | |
| 35.37 | 35.58 | 34.93 | 34.92 | |
| 35.39 | 34.79 | 34.51 | 32.64 | |
| 8 Venslauskas, Ignas | 10 | SAGE-IL | 12:04.92 | WI11 |
| 31.90 | 35.73 | 36.60 | 36.73 | |
| 36.98 | 36.14 | 36.25 | 36.82 | |
| 36.63 | 37.09 | 37.82 | 36.25 | |
| 36.90 | 36.87 | 37.30 | 37.44 | |
| 35.82 | 36.52 | 37.01 | 32.12 | |
| 9 Langelund, Noah | 13 | GYD-WI | 12:12.79 | WI11 |
| 31.23 | 36.69 | 36.01 | 36.15 | |
| 36.42 | 36.65 | 36.86 | 37.56 | |
| 37.40 | 36.97 | 38.52 | 37.33 | |
| 38.62 | 36.42 | 36.55 | 37.32 | |
| 36.82 | 36.61 | 36.87 | 35.79 | |
| 10 Mahoney, Kyler | 13 | WAUN-WI | 12:18.30 | WI11 |
| 32.73 | 36.65 | 37.09 | 36.53 | |
| 37.61 | 37.53 | 38.02 | 37.49 | |
| 36.50 | 37.65 | 37.10 | 38.57 | |
| 37.82 | 37.84 | 37.66 | 37.20 | |
| 37.88 | 36.27 | 35.66 | 34.50 | |
| 11 Abendroth, Aaron | 13 | WAUN-WI | 13:38.96 | 6 |
| 34.10 | 40.12 | 41.19 | 41.48 | |
| 41.37 | 41.84 | 42.20 | 43.15 | |
| 41.56 | 42.51 | 42.47 | 41.58 | |
| 42.18 | 40.84 | 42.34 | 40.34 | |
| 40.39 | 40.20 | 40.06 | 39.04 | |



STAT/WAVE 2019 Winter Classic, Sanction #: WI2019-525A
11/22-24/2019 BMHS Natatorium 25 Yards

Results

Event 9 Girls 13-14 200 Yard Freestyle

Meet: 1:58.34 M 11/18/2017 Allie J Buytendorp
1:59.69 13-14 IL-C IL 2020 SC Champ
2:02.79 13-14 WI13 -14
2:10.89 13-14 IL-R 2020 SC IL Regional

| Name | Age | Team | Finals Time | |
|----------------------|-------|---------|-------------|-------|
| A - Final | | | | |
| 1 Rosenkvist, Kajsa | 14 | WAUN-WI | 2:01.15 | WI13 |
| | 28.22 | 31.52 | 31.33 | 30.08 |
| 2 Blitz, Grace | 14 | WAUN-WI | 2:02.99 | IL-R |
| | 28.24 | 31.67 | 32.07 | 31.01 |
| 3 Sautebin, Alaina | 14 | WAUN-WI | 2:04.67 | IL-R |
| | 28.76 | 31.84 | 32.35 | 31.72 |
| 4 Garrard, Ashley | 14 | SAGE-IL | 2:04.80 | IL-R |
| | 28.72 | 31.49 | 32.71 | 31.88 |
| 5 Fernandez, Natasha | 14 | SAGE-IL | 2:05.03 | IL-R |
| | 28.61 | 31.88 | 32.71 | 31.83 |
| 6 Breyer, Lily | 14 | SPS-WI | 2:05.51 | IL-R |
| | 29.14 | 31.76 | 32.88 | 31.73 |

| | | | | |
|---------------------|-------|---------|---------|-------|
| B - Final | | | | |
| 7 Kirova, Stephanie | 14 | PAC-IL | 2:01.92 | WI13 |
| | 28.46 | 31.15 | 31.77 | 30.54 |
| 8 Miles, Avery | 13 | STAT-WI | 2:02.13 | WI13 |
| | 28.64 | 31.39 | 31.57 | 30.53 |
| 9 Oleson, Kaylee | 13 | WAUN-WI | 2:07.61 | IL-R |
| | 28.86 | 32.36 | 33.41 | 32.98 |
| 10 Lake, Eleanor | 13 | WAUN-WI | 2:07.67 | IL-R |
| | 29.09 | 32.08 | 33.56 | 32.94 |
| 11 Shields, Zoe | 13 | STAT-WI | 2:08.82 | IL-R |
| | 29.32 | 32.46 | 33.99 | 33.05 |
| 12 Kramp, Kylie | 13 | GYD-WI | 2:12.86 | 5 |
| | 30.11 | 32.97 | 34.87 | 34.91 |

Event 9 Girls 13-14 200 Yard Freestyle

Meet: 1:58.34 M 11/18/2017 Allie J Buytendorp
1:59.69 13-14 IL-C IL 2020 SC Champ
2:02.79 13-14 WI13 -14
2:10.89 13-14 IL-R 2020 SC IL Regional

| Name | Age | Team | Prelim Time | |
|----------------------|---------|---------|-------------|-------|
| Preliminaries | | | | |
| 1 Rosenkvist, Kajsa | 14 | WAUN-WI | 2:02.15 | qWI13 |
| | 28.25 | 30.67 | 31.57 | 31.66 |
| 2 Blitz, Grace | 14 | WAUN-WI | 2:04.53 | qIL-R |
| | 28.12 | 30.59 | 32.45 | 33.37 |
| 3 Garrard, Ashley | 14 | SAGE-IL | 2:05.10 | qIL-R |
| | 29.11 | 31.37 | 32.26 | 32.36 |
| 4 Sautebin, Alaina | 14 | WAUN-WI | 2:06.02 | qIL-R |
| | 28.60 | 32.33 | 33.12 | 31.97 |
| 5 Breyer, Lily | 14 | SPS-WI | 2:06.36 | qIL-R |
| | 2:33.51 | | | |

| | | | | |
|-----------------------|-------|---------|---------|-------|
| 6 Fernandez, Natasha | 14 | SAGE-IL | 2:07.63 | qIL-R |
| | 29.28 | 31.81 | 33.38 | 33.16 |
| 7 Miles, Avery | 13 | STAT-WI | 2:07.92 | qIL-R |
| | 29.51 | 32.17 | 33.68 | 32.56 |
| 8 Oleson, Kaylee | 13 | WAUN-WI | 2:09.64 | qIL-R |
| | 29.60 | 32.84 | 33.77 | 33.43 |
| 9 Lake, Eleanor | 13 | WAUN-WI | 2:09.71 | qIL-R |
| | 29.52 | 32.56 | 34.11 | 33.52 |
| 10 Kirova, Stephanie | 14 | PAC-IL | 2:09.81 | qIL-R |
| | 29.88 | 32.88 | 33.70 | 33.35 |
| 11 Fricano, Emma | 13 | PAC-IL | 2:10.23 | qIL-R |
| | 30.35 | 32.61 | 34.10 | 33.17 |
| 12 Shields, Zoe | 13 | STAT-WI | 2:12.08 | q |
| | 29.73 | 32.95 | 34.99 | 34.41 |
| 13 Kramp, Kylie | 13 | GYD-WI | 2:12.12 | |
| | 31.25 | 34.19 | 33.50 | 33.18 |
| 14 Miler, Anna | 13 | TOSA-WI | 2:12.88 | |
| | 29.88 | 33.80 | 34.98 | 34.22 |
| 15 Resch, Mackenzie | 13 | SAGE-IL | 2:13.00 | |
| | 30.53 | 33.47 | 34.60 | 34.40 |
| 16 Mulligan, Keeley | 13 | GCY-WI | 2:15.52 | |
| | 30.53 | 34.55 | 35.61 | 34.83 |
| 17 Daman, Abigail | 14 | SAGE-IL | 2:15.62 | |
| | 31.69 | 34.45 | 35.29 | 34.19 |
| 18 Hessling, Hattie | 13 | SPS-WI | 2:16.06 | |
| | 31.62 | 34.24 | 34.74 | 35.46 |
| 19 Hoesly, Riley | 13 | GCY-WI | 2:16.20 | |
| | 31.94 | 35.00 | 35.36 | 33.90 |
| 20 Urzagaste, Bella | 13 | YDC-WI | 2:16.66 | |
| | 31.91 | 35.88 | 34.01 | 34.86 |
| 21 Rutcosky, Caroline | 13 | PAC-IL | 2:17.48 | |
| | 31.28 | 34.59 | 36.00 | 35.61 |
| 22 Sautebin, Maya | 13 | WAUN-WI | 2:17.63 | |
| | 31.20 | 34.35 | 35.96 | 36.12 |
| 23 Singleton, Cora | 13 | GYD-WI | 2:18.48 | |
| | 32.20 | 35.10 | 35.84 | 35.34 |
| 24 Stampf, Mikaiya | 13 | SPS-WI | 2:18.49 | |
| | 31.41 | 35.22 | 36.93 | 34.93 |
| 25 Van Berkum, Maya | 14 | SCST-WI | 2:21.05 | |
| | 32.32 | 35.82 | 37.19 | 35.72 |
| 26 Woletz, Chelsea | 14 | MM-WI | 2:21.66 | |
| | 31.88 | 36.26 | 37.36 | 36.16 |
| 27 Guerrero, Matilda | 13 | SAGE-IL | 2:21.85 | |
| | 31.07 | 35.26 | 38.01 | 37.51 |
| 28 Lack, Jordan | 13 | SAGE-IL | 2:24.12 | |
| | 31.74 | 36.65 | 38.13 | 37.60 |
| 29 Celentano, Ashley | 13 | SAGE-IL | 2:25.25 | |
| | 32.90 | 37.63 | 38.56 | 36.16 |



STAT/WAVE 2019 Winter Classic, Sanction #: WI2019-525A
11/22-24/2019 BMHS Natatorium 25 Yards

Results

Preliminaries ... (Event 9 Girls 13-14 200 Yard Freestyle)

| Name | Age | Team | Prelim Time |
|------------------------|-------|---------|-------------|
| 30 Lange, Kate | 13 | SPS-WI | 2:25.26 |
| 33.19 | 37.24 | 38.41 | 36.42 |
| 31 Saladar, Ellie | 14 | BTDE-WI | 2:25.39 |
| 32.21 | 36.49 | 38.43 | 38.26 |
| 32 Biksacky, Lila | 14 | SPS-WI | 2:27.38 |
| 34.60 | 37.48 | 38.88 | 36.42 |
| 33 Weinstock, Emma | 14 | GVD-WI | 2:28.96 |
| 34.13 | 37.88 | 38.74 | 38.21 |
| 34 Bryer, Paige | 13 | STAT-WI | 2:29.74 |
| 33.89 | 39.72 | 40.10 | 36.03 |
| 35 Goulette, Macy | 13 | WAUN-WI | 2:30.52 |
| 33.93 | 39.18 | 39.94 | 37.47 |
| 36 Patterson, Ava | 14 | SAGE-IL | 2:33.42 |
| 33.33 | 38.40 | 40.83 | 40.86 |
| 37 Doll, Danika | 14 | GCY-WI | 2:33.64 |
| 34.62 | 39.98 | 40.67 | 38.37 |
| 38 Lyons, Mary | 14 | WAUN-WI | 2:33.81 |
| 35.18 | 39.50 | 40.44 | 38.69 |
| 39 Wang, Gracie | 13 | STAT-WI | 2:33.83 |
| 33.87 | 38.11 | 40.72 | 41.13 |
| 40 Abendroth, Jenna | 13 | WAUN-WI | 2:35.29 |
| 35.23 | 39.93 | 41.20 | 38.93 |
| 41 Sprunger, Elizabeth | 13 | WAUN-WI | 2:37.54 |
| 35.77 | 39.80 | 41.48 | 40.49 |
| 42 Kastner, Emily | 13 | STAT-WI | 2:39.22 |
| 35.70 | 40.66 | 42.63 | 40.23 |
| 43 Collins, Carly | 13 | BTDE-WI | 2:45.11 |
| 37.57 | 42.46 | 43.06 | 42.02 |
| 44 Busse, Hailey | 13 | BTDE-WI | 2:47.92 |
| 37.82 | 42.55 | 1:27.55 | |
| 45 Stafford, Layla | 13 | WAUN-WI | 2:49.87 |
| 37.88 | 43.68 | 44.71 | 43.60 |
| 46 Cralam, Lizzie | 14 | WAUN-WI | 2:52.55 |
| 37.10 | 43.81 | 45.98 | 45.66 |
| 47 Ryan, Lily | 13 | SCST-WI | 2:58.44 |
| 38.51 | 45.35 | 48.87 | 45.71 |
| 48 Tran, Emma | 13 | GCY-WI | 3:00.94 |
| 38.67 | 45.34 | 48.13 | 48.80 |
| 49 Kapusta-Pofahl, Sam | 13 | YDC-WI | 3:07.83 |
| 41.35 | 46.82 | 1:39.66 | |
| --- Chen, Jennifer | 13 | PAC-IL | NS |
| --- Kiley, Rossalyn | 13 | SPS-WI | NS |
| --- Goodrich, Julia | 14 | PAC-IL | NS |
| --- Grace, Alissa | 13 | PAC-IL | NS |
| --- Kidd, Addie | 13 | WAUN-WI | NS |

Event 9 Girls 15 & Over 200 Yard Freestyle

Meet: 1:54.16 M 11/18/2017 Payton K Lange
 1:56.79 15&O IL-C IL 2020 SC Champ
 1:59.29 15&O WI -Senior
 2:09.19 15&O IL-R 2020 SC IL Regional

| Name | Age | Team | Finals Time |
|-----------------------|-------|---------|--------------|
| A - Final | | | |
| 1 Gomez, Atzi | 16 | SAGE-IL | 1:57.80 WI |
| 27.18 | 29.89 | 30.22 | 30.51 |
| 2 Krejcha, Abby | 16 | SPS-WI | 2:03.65 IL-R |
| 28.18 | 31.38 | 32.13 | 31.96 |
| 3 Kolbunova, Liza | 15 | PAC-IL | 2:06.37 IL-R |
| 29.27 | 31.83 | 32.65 | 32.62 |
| 4 Snook, Bella | 16 | SPS-WI | 2:06.60 IL-R |
| 28.82 | 33.22 | 32.68 | 31.88 |
| 5 Koser, Azia Lynn | 16 | SCST-WI | 2:07.39 IL-R |
| 28.59 | 31.98 | 33.45 | 33.37 |
| 6 Newcomer, Anna | 16 | GCY-WI | 2:12.24 13 |
| 30.35 | 33.31 | 34.29 | 34.29 |
| B - Final | | | |
| 7 Zander, Hannah | 15 | SPS-WI | 2:09.30 12 |
| 29.50 | 32.26 | 33.44 | 34.10 |
| 8 Wolf, Jackie | 16 | SAGE-IL | 2:09.38 11 |
| 29.68 | 32.60 | 34.07 | 33.03 |
| 9 Cantero, Emilia | 15 | PAC-IL | 2:10.28 9 |
| 30.30 | 33.22 | 34.08 | 32.68 |
| 10 Van De Wiel, Nora | 16 | SPS-WI | 2:10.84 7 |
| 29.96 | 32.90 | 33.63 | 34.35 |
| 11 Winter, Emily | 15 | SPS-WI | 2:15.81 6 |
| 31.01 | 34.32 | 35.26 | 35.22 |
| 12 Jacobson, McKenzie | 15 | BTDE-WI | 2:16.77 5 |
| 30.85 | 33.13 | 36.03 | 36.76 |

Event 9 Girls 15 & Over 200 Yard Freestyle

Meet: 1:54.16 M 11/18/2017 Payton K Lange
 1:56.79 15&O IL-C IL 2020 SC Champ
 1:59.29 15&O WI -Senior
 2:09.19 15&O IL-R 2020 SC IL Regional

| Name | Age | Team | Prelim Time |
|----------------------|-------|---------|---------------|
| Preliminaries | | | |
| 1 Gomez, Atzi | 16 | SAGE-IL | 1:59.38 qIL-R |
| 27.93 | 30.24 | 30.48 | 30.73 |
| 2 Koser, Azia Lynn | 16 | SCST-WI | 2:06.10 qIL-R |
| 28.65 | 31.53 | 32.94 | 32.98 |
| 3 Krejcha, Abby | 16 | SPS-WI | 2:06.67 qIL-R |
| 29.61 | 32.00 | 32.26 | 32.80 |
| 4 Kolbunova, Liza | 15 | PAC-IL | 2:09.60 q |
| 29.51 | 32.21 | 33.39 | 34.49 |
| 5 Newcomer, Anna | 16 | GCY-WI | 2:09.72 q |
| 29.99 | 32.04 | 33.92 | 33.77 |



STAT/WAVE 2019 Winter Classic, Sanction #: WI2019-525A
11/22-24/2019 BMHS Natatorium 25 Yards

Results

| Preliminaries ... (Event 9 Girls 15 & Over 200 Yard Freestyle) | | | | |
|---|------------|-------------|--------------------|---|
| Name | Age | Team | Prelim Time | |
| 6 Snook, Bella | 16 | SPS-WI | 2:09.94 | q |
| 29.99 | 33.26 | 34.06 | 32.63 | |
| 7 Zander, Hannah | 15 | SPS-WI | 2:09.97 | q |
| 30.30 | 32.89 | 33.67 | 33.11 | |
| 8 Wolf, Jackie | 16 | SAGE-IL | 2:10.31 | q |
| 29.49 | 33.14 | 34.22 | 33.46 | |
| 9 Sitter, Kailee | 17 | SCST-WI | 2:11.40 | q |
| 30.25 | 32.98 | 34.32 | 33.85 | |
| 10 Van De Wiel, Nora | 16 | SPS-WI | 2:11.84 | q |
| 2:34.06 | | | | |
| 11 Cantero, Emilia | 15 | PAC-IL | 2:13.70 | q |
| 31.00 | 34.57 | 34.85 | 33.28 | |
| 12 Jacobson, McKenzie | 15 | BTDE-WI | 2:14.63 | q |
| 31.08 | 34.02 | 34.84 | 34.69 | |
| 13 Winter, Emily | 15 | SPS-WI | 2:15.03 | |
| 31.60 | 34.04 | 34.59 | 34.80 | |
| 14 Reeder, Ellie | 15 | SPS-WI | 2:15.45 | |
| 32.19 | 34.36 | 34.84 | 34.06 | |
| 15 Garrard, Allison | 17 | SAGE-IL | 2:15.90 | |
| 31.74 | 35.05 | 34.79 | 34.32 | |
| 16 Tramuta, Alyssa | 15 | SAGE-IL | 2:16.15 | |
| 30.71 | 34.03 | 35.69 | 35.72 | |
| 17 Pauls, Tessa | 16 | WAUN-WI | 2:16.28 | |
| 31.77 | 35.46 | 34.70 | 34.35 | |
| 18 Sletten, Nicole | 17 | SPS-WI | 2:17.02 | |
| 30.56 | 33.96 | 35.54 | 36.96 | |
| 19 Dauphin, Madeline | 16 | SAGE-IL | 2:17.95 | |
| 32.51 | 34.88 | 35.28 | 35.28 | |
| 20 Bruhn, Kaitlyn | 15 | SAGE-IL | 2:17.99 | |
| 2:34.39 | | | | |
| 21 Reihl, Anna | 15 | WAUN-WI | 2:18.30 | |
| 32.25 | 35.45 | 35.60 | 35.00 | |
| 22 Regalado, Elise | 15 | PAC-IL | 2:18.98 | |
| 32.16 | 35.67 | 36.41 | 34.74 | |
| 23 Kline, Grace | 15 | SPS-WI | 2:19.19 | |
| 31.73 | 35.78 | 36.24 | 35.44 | |
| 24 Landon, Kristyn | 16 | BTDE-WI | 2:19.64 | |
| 31.52 | 35.10 | 36.52 | 36.50 | |
| 25 Harmsen, Kelsey | 15 | SAGE-IL | 2:19.72 | |
| 31.83 | 35.92 | 36.14 | 35.83 | |
| 26 Schumacher, Sydney | 15 | WAUN-WI | 2:22.61 | |
| 32.01 | 36.46 | 37.35 | 36.79 | |
| 27 Rufer, Taylor | 15 | GCY-WI | 2:23.75 | |
| 33.78 | 36.55 | 37.38 | 36.04 | |
| 28 Owley, Ellie | 16 | TOSA-WI | 2:24.67 | |
| 32.40 | 36.11 | 39.36 | 36.80 | |

| | | | |
|-----------------------|-------|---------|---------|
| 29 Carr, Kennedy | 15 | MM-WI | 2:24.73 |
| 34.34 | 37.42 | 37.53 | 35.44 |
| 30 Kittell, Elena | 15 | WAUN-WI | 2:34.39 |
| 35.26 | 38.55 | 40.17 | 40.41 |
| 31 Greenlee, Sydney | 15 | BTDE-WI | 2:36.48 |
| 33.87 | 39.38 | 42.15 | 41.08 |
| --- Erlandson, Kallen | 15 | WAUN-WI | NS |

Event 10 Boys 13-14 200 Yard Freestyle

Meet: 1:50.93 M 11/18/2017 Will R Hayon

1:53.19 13-14 IL-C IL 2020 SC Champ

1:58.09 13-14 WI13 -14

2:04.99 13-14 IL-R 2020 SC IL Regional

| Name | Age | Team | Finals Time |
|----------------------|------------|-------------|--------------------|
| A - Final | | | |
| 1 Heinlein, Jaden | 14 | PAC-IL | 1:48.22M IL-C |
| 24.34 | 26.84 | 28.39 | 28.65 |
| 2 Zhang, Colin | 13 | PAC-IL | 1:50.79M IL-C |
| 26.07 | 27.88 | 28.73 | 28.11 |
| 3 Zielinski, Dexter | 14 | SAGE-IL | 1:51.78 IL-C |
| 25.65 | 27.97 | 29.24 | 28.92 |
| 4 Rosario, Diego | 13 | PAC-IL | 1:52.31 IL-C |
| 26.03 | 28.38 | 28.74 | 29.16 |
| 5 Kusevskis, Olin | 13 | PAC-IL | 1:59.21 IL-R |
| 27.12 | 30.11 | 31.40 | 30.58 |
| 6 Watson, Drew | 13 | SAGE-IL | 1:59.56 IL-R |
| 27.21 | 29.90 | 31.39 | 31.06 |
| B - Final | | | |
| 7 Braatz, Bennett | 13 | SPS-WI | 2:00.41 IL-R |
| 28.13 | 31.19 | 31.36 | 29.73 |
| 8 Drabczak, Alex | 13 | PAC-IL | 2:01.79 IL-R |
| 27.54 | 30.72 | 31.94 | 31.59 |
| 9 Morton, Robert | 13 | SAGE-IL | 2:03.37 IL-R |
| 28.61 | 31.47 | 32.25 | 31.04 |
| 10 Wang, Felix | 13 | PAC-IL | 2:04.87 IL-R |
| 28.72 | 31.73 | 32.50 | 31.92 |
| 11 Baser, Brendan | 13 | SAGE-IL | 2:04.88 IL-R |
| 28.89 | 31.84 | 32.64 | 31.51 |
| 12 Subasinghe, Yehan | 14 | SAGE-IL | 2:05.00 5 |
| 28.60 | 31.62 | 32.74 | 32.04 |

Event 10 Boys 13-14 200 Yard Freestyle

Meet: 1:50.93 M 11/18/2017 Will R Hayon

1:53.19 13-14 IL-C IL 2020 SC Champ

1:58.09 13-14 WI13 -14

2:04.99 13-14 IL-R 2020 SC IL Regional

| Name | Age | Team | Prelim Time |
|----------------------|------------|-------------|--------------------|
| Preliminaries | | | |
| 1 Zhang, Colin | 13 | PAC-IL | 1:52.29 qIL-C |
| 26.74 | 28.53 | 28.75 | 28.27 |



STAT/WAVE 2019 Winter Classic, Sanction #: WI2019-525A
11/22-24/2019 BMHS Natatorium 25 Yards

Results

Preliminaries ... (Event 10 Boys 13-14 200 Yard Freestyle)

| Name | Age | Team | Prelim Time | Qual |
|-----------------------|-----|---------|-------------|-------|
| 2 Heinlein, Jaden | 14 | PAC-IL | 1:53.07 | qIL-C |
| 26.11 28.39 | | 29.97 | 28.60 | |
| 3 Rosario, Diego | 13 | PAC-IL | 1:54.64 | qWI13 |
| 26.52 28.91 | | 29.66 | 29.55 | |
| 4 Zielinski, Dexter | 14 | SAGE-IL | 1:55.69 | qWI13 |
| 26.21 28.59 | | 30.37 | 30.52 | |
| 5 Watson, Drew | 13 | SAGE-IL | 1:58.25 | qIL-R |
| 27.45 29.96 | | 30.40 | 30.44 | |
| 6 Kusevskis, Olin | 13 | PAC-IL | 1:58.93 | qIL-R |
| 27.36 30.66 | | 30.98 | 29.93 | |
| 7 Morton, Robert | 13 | SAGE-IL | 2:03.31 | qIL-R |
| 28.74 31.99 | | 32.36 | 30.22 | |
| 8 Braatz, Bennett | 13 | SPS-WI | 2:03.53 | qIL-R |
| 27.65 31.18 | | 32.23 | 32.47 | |
| 9 Wang, Felix | 13 | PAC-IL | 2:04.04 | qIL-R |
| 2:30.05 | | | 31.53 | |
| 10 Drabczak, Alex | 13 | PAC-IL | 2:04.68 | qIL-R |
| 27.56 31.07 | | 33.38 | 32.67 | |
| 11 Baser, Brendan | 13 | SAGE-IL | 2:04.89 | qIL-R |
| 28.75 32.54 | | 32.60 | 31.00 | |
| 12 Subasinghe, Yehan | 14 | SAGE-IL | 2:05.34 | q |
| 28.72 31.71 | | 1:04.91 | | |
| 13 Mattison, Dietrich | 14 | YDC-WI | 2:07.37 | |
| 29.45 33.21 | | 32.59 | 32.12 | |
| 14 Miles, Cale | 13 | STAT-WI | 2:09.13 | |
| 28.55 32.93 | | 34.36 | 33.29 | |
| 15 Rupniewski, Simon | 13 | SAGE-IL | 2:09.27 | |
| 29.44 32.23 | | 33.60 | 34.00 | |
| 16 Jeffson, Andy | 13 | MM-WI | 2:09.65 | |
| 29.96 33.39 | | 35.05 | 31.25 | |
| 17 Komarov, Pavlo | 14 | SAGE-IL | 2:11.55 | |
| 29.50 33.23 | | 33.66 | 35.16 | |
| 18 Langelund, Noah | 13 | GYD-WI | 2:11.72 | |
| 29.48 34.04 | | 35.28 | 32.92 | |
| 19 Brereton, Noah | 13 | SAGE-IL | 2:12.00 | |
| 28.93 34.02 | | 35.39 | 33.66 | |
| 20 Peters, Tony | 13 | WAUN-WI | 2:12.50 | |
| 30.78 33.89 | | 34.39 | 33.44 | |
| 21 Johnson, Logan | 14 | STAT-WI | 2:14.74 | |
| 29.07 33.59 | | 35.69 | 36.39 | |
| 22 Krejcha, Tyler | 13 | SPS-WI | 2:17.29 | |
| 31.01 35.18 | | 35.97 | 35.13 | |
| 23 Staff, Erik | 13 | MM-WI | 2:18.46 | |
| 31.06 35.12 | | 36.02 | 36.26 | |
| 24 Gunnink, Elijah | 13 | SPS-WI | 2:18.71 | |
| 31.70 35.68 | | 36.50 | 34.83 | |

| | | | |
|-------------------------|----|---------|---------|
| 25 Mahoney, Kyler | 13 | WAUN-WI | 2:21.65 |
| 31.96 36.58 | | 37.18 | 35.93 |
| 26 VanLandingham, Aiden | 13 | BTDE-WI | 2:22.03 |
| 32.46 37.39 | | 36.21 | 35.97 |
| 27 Olaru, Matt | 13 | PAC-IL | 2:22.45 |
| 32.77 35.82 | | 37.74 | 36.12 |
| 28 Anderson, Austin | 13 | STAT-WI | 2:24.86 |
| 32.27 36.65 | | 38.10 | 37.84 |
| 29 West, Owen | 13 | STAT-WI | 2:30.39 |
| 33.38 38.95 | | 40.03 | 38.03 |
| 30 Abendroth, Aaron | 13 | WAUN-WI | 2:33.67 |
| 33.95 39.69 | | 40.80 | 39.23 |
| 31 Harms, Damian | 14 | STAT-WI | 2:35.39 |
| 33.45 39.68 | | 41.79 | 40.47 |
| 32 Yonamine, Carter | 13 | SAGE-IL | 2:45.77 |
| 36.71 41.57 | | 44.08 | 43.41 |
| 33 Eidelman, Ryan | 13 | PAC-IL | 2:47.96 |
| 36.48 41.88 | | 45.40 | 44.20 |
| --- Doll, Edan | 14 | GCY-WI | NS |
| --- Plautz, Liam | 14 | PAC-IL | NS |
| --- Romack, Gage | 13 | SCST-WI | NS |
| --- Bi, Lance | 14 | PAC-IL | NS |

Event 10 Boys 15 & Over 200 Yard Freestyle

Meet: 1:41.34 M 11/17/2018 Quinton Cynor

1:47.09 15&O IL-C IL 2020 SC Champ

1:51.09 15&O WI -Senior

1:57.79 15&O IL-R 2020 SC IL Regional

| Name | Age | Team | Finals Time | Qual |
|-----------------------------|-----|---------|-------------|------|
| A - Final | | | | |
| 1 Cynor, Quinton | 17 | SAGE-IL | 1:39.06M | IL-C |
| 23.04 24.71 | | 25.61 | 25.70 | |
| 2 Castro, Ben | 16 | SAGE-IL | 1:46.76 | IL-C |
| 24.39 26.74 | | 27.74 | 27.89 | |
| 3 Richardson, Peyton | 17 | SAGE-IL | 1:48.92 | WI |
| 24.85 27.63 | | 28.68 | 27.76 | |
| 4 Seeger, Cole | 18 | SAGE-IL | 1:49.58 | WI |
| 25.28 27.49 | | 28.52 | 28.29 | |
| 5 Phua, Ethan | 15 | PAC-IL | 1:50.97 | WI |
| 25.39 27.78 | | 29.03 | 28.77 | |
| 6 Kobza, Luke | 16 | WAUN-WI | 1:51.75 | IL-R |
| 25.61 28.58 | | 28.90 | 28.66 | |
| B - Final | | | | |
| 7 Schlueter, Alex | 17 | SAGE-IL | 1:45.96 | IL-C |
| 24.25 26.43 | | 27.58 | 27.70 | |
| 8 Sanahurskyj, Danny | 15 | SAGE-IL | 1:48.16 | WI |
| 25.43 27.09 | | 27.82 | 27.82 | |
| 9 Bartczyszyn, Michael, Jr. | 17 | SAGE-IL | 1:51.22 | IL-R |
| 25.45 28.17 | | 28.93 | 28.67 | |
| 10 Cebula, Kacper | 16 | SAGE-IL | 1:51.91 | IL-R |
| 25.43 27.58 | | 29.32 | 29.58 | |



STAT/WAVE 2019 Winter Classic, Sanction #: WI2019-525A

11/22-24/2019 BMHS Natatorium 25 Yards

Results

B - Final ... (Event 10 Boys 15 & Over 200 Yard Freestyle)

| Name | Age | Team | Finals Time | |
|---------------------|-------|---------|-------------|-------|
| 11 Boelens, Michael | 15 | SAGE-IL | 1:53.63 | IL-R |
| | 25.25 | 27.47 | 30.15 | 30.76 |
| 12 Busse, Paul | 16 | WAUN-WI | 1:54.85 | IL-R |
| | 26.25 | 28.65 | 29.99 | 29.96 |

Event 10 Boys 15 & Over 200 Yard Freestyle

Meet: 1:41.34 M 11/17/2018 Quinton Cynor

1:47.09 15&O IL-C IL 2020 SC Champ

1:51.09 15&O WI -Senior

1:57.79 15&O IL-R 2020 SC IL Regional

| Name | Age | Team | Prelim Time | |
|------------------------------|-------|---------|-------------|-------|
| Preliminaries | | | | |
| 1 Cynor, Quinton | 17 | SAGE-IL | 1:45.99 | qIL-C |
| | 23.42 | 25.61 | 28.36 | 28.60 |
| 2 Phua, Ethan | 15 | PAC-IL | 1:50.04 | qWI |
| | 25.35 | 27.61 | 28.68 | 28.40 |
| 3 Castro, Ben | 16 | SAGE-IL | 1:50.25 | qWI |
| | 24.93 | 27.69 | 28.82 | 28.81 |
| 4 Richardson, Peyton | 17 | SAGE-IL | 1:51.14 | qIL-R |
| | 25.28 | 27.93 | 28.88 | 29.05 |
| 5 Kobza, Luke | 16 | WAUN-WI | 1:51.30 | qIL-R |
| | 25.58 | 28.43 | 29.18 | 28.11 |
| 6 Seeger, Cole | 18 | SAGE-IL | 1:51.78 | qIL-R |
| | 25.49 | 27.87 | 29.16 | 29.26 |
| 7 Schlueter, Alex | 17 | SAGE-IL | 1:51.94 | qIL-R |
| | 24.97 | 28.18 | 29.45 | 29.34 |
| 8 Boelens, Michael | 15 | SAGE-IL | 1:52.70 | qIL-R |
| | 25.59 | 28.17 | 29.44 | 29.50 |
| 9 Sanahurskyj, Danny | 15 | SAGE-IL | 1:53.48 | qIL-R |
| | 26.12 | 28.56 | 29.47 | 29.33 |
| 10 Cebula, Kacper | 16 | SAGE-IL | 1:53.64 | qIL-R |
| | 25.67 | 28.59 | 29.44 | 29.94 |
| 11 Busse, Paul | 16 | WAUN-WI | 1:54.85 | qIL-R |
| | 26.55 | 29.01 | 29.80 | 29.49 |
| 12 Bartczyszyn, Michael, Jr. | 17 | SAGE-IL | 1:55.27 | qIL-R |
| | 26.44 | 29.45 | 29.91 | 29.47 |
| 13 Vandy, Luke | 16 | SAGE-IL | 1:55.71 | IL-R |
| | 25.86 | 28.46 | 30.54 | 30.85 |
| 14 Lorr, Logan | 17 | SAGE-IL | 1:56.07 | IL-R |
| | 26.11 | 28.45 | 30.41 | 31.10 |
| 15 Mueller, Jeremy | 15 | STAT-WI | 1:56.84 | IL-R |
| | 27.31 | 29.92 | 30.41 | 29.20 |
| 16 Yonamine, Grant | 16 | SAGE-IL | 1:57.29 | IL-R |
| | 26.83 | 28.90 | 30.81 | 30.75 |
| 17 Schlueter, Dom | 15 | SAGE-IL | 1:57.34 | IL-R |
| | 27.07 | 30.94 | 30.54 | 28.79 |
| 18 Dahlke, Logan | 18 | SAGE-IL | 1:57.48 | IL-R |
| | 27.03 | 29.71 | 30.68 | 30.06 |

| | | | | |
|----------------------|--------------------------|---------|---------|----|
| 19 Matthias, J.T. | 17 | SAGE-IL | 1:58.94 | |
| | 27.97 | 30.34 | 30.47 | |
| 20 Jacobson, Anthony | 16 | BTDE-WI | 1:59.05 | |
| | 25.81 | 29.24 | 31.36 | |
| 21 Meighan, Zach | 15 | GCY-WI | 1:59.35 | |
| | 26.86 | 30.64 | 31.01 | |
| 22 Bentley, Cameron | 18 | SAGE-IL | 2:00.70 | |
| | 27.00 | 29.76 | 31.69 | |
| 23 Sill, Benjamin | 15 | GCY-WI | 2:03.29 | |
| | 26.94 | 30.78 | 32.92 | |
| 24 McCook, Ollie | 15 | WAUN-WI | 2:04.61 | |
| | 28.41 | 31.81 | 32.58 | |
| --- | Lapointe St Georges, Max | 15 | PAC-IL | NS |

Event 11 Girls 13-14 100 Yard Breaststroke

Meet: 1:07.44 M 11/18/2017 Sophia S Remington

1:10.89 13-14 IL-C IL 2020 SC Champ

1:13.49 13-14 WI13 -14

1:17.19 13-14 IL-R 2020 SC IL Regional

| Name | Age | Team | Finals Time | |
|-----------------------|-------|---------|-------------|------|
| A - Final | | | | |
| 1 Beckman, Amanda | 14 | WAUN-WI | 1:10.02 | IL-C |
| | 33.15 | 36.87 | | |
| 2 Blitz, Grace | 14 | WAUN-WI | 1:11.48 | WI13 |
| | 33.53 | 37.95 | | |
| 3 Hayes, Ava | 13 | STAT-WI | 1:12.16 | WI13 |
| | 33.49 | 38.67 | | |
| 4 Zelikman, Abi | 14 | SAGE-IL | 1:12.21 | WI13 |
| | 34.08 | 38.13 | | |
| 5 Stute, Kenzie | 13 | WAUN-WI | 1:13.74 | IL-R |
| | 34.44 | 39.30 | | |
| 6 Goldhagen, Amber | 14 | STAT-WI | 1:14.20 | IL-R |
| | 35.32 | 38.88 | | |
| B - Final | | | | |
| 7 Kirova, Stephanie | 14 | PAC-IL | 1:12.50 | WI13 |
| | 34.53 | 37.97 | | |
| 8 Deutsch, Isabella | 14 | PAC-IL | 1:12.86 | WI13 |
| | 34.59 | 38.27 | | |
| 9 Snook, Abby | 13 | SPS-WI | 1:13.43 | WI13 |
| | 33.78 | 39.65 | | |
| 10 Chesney, Cora | 14 | SAGE-IL | 1:14.37 | IL-R |
| | 34.86 | 39.51 | | |
| 11 Fernandez, Natasha | 14 | SAGE-IL | 1:15.13 | IL-R |
| | 35.52 | 39.61 | | |
| 12 Pavelski, Ruthie | 14 | SPS-WI | 1:15.15 | IL-R |
| | 35.67 | 39.48 | | |



STAT/WAVE 2019 Winter Classic, Sanction #: WI2019-525A

11/22-24/2019 BMHS Natatorium 25 Yards

Results

Event 11 Girls 13-14 100 Yard Breaststroke
Meet: 1:07.44 M 11/18/2017 Sophia S Remington
1:10.89 13-14 IL-C IL 2020 SC Champ
1:13.49 13-14 WI13 -14
1:17.19 13-14 IL-R 2020 SC IL Regional

| Name | Age | Team | Prelim Time | |
|------------------------|-----|---------|-------------|-------|
| Preliminaries | | | | |
| 1 Beckman, Amanda | 14 | WAUN-WI | 1:12.43 | qWI13 |
| 34.35 | | | 38.08 | |
| 2 Zelikman, Abi | 14 | SAGE-IL | 1:13.06 | qWI13 |
| 34.84 | | | 38.22 | |
| 3 Blitz, Grace | 14 | WAUN-WI | 1:13.34 | qWI13 |
| 34.73 | | | 38.61 | |
| 4 Stute, Kenzie | 13 | WAUN-WI | 1:13.60 | qIL-R |
| 34.24 | | | 39.36 | |
| 5 Goldhagen, Amber | 14 | STAT-WI | 1:14.80 | qIL-R |
| 35.86 | | | 38.94 | |
| 6 Hayes, Ava | 13 | STAT-WI | 1:16.00 | qIL-R |
| 35.44 | | | 40.56 | |
| 7 Deutsch, Isabella | 14 | PAC-IL | 1:16.30 | qIL-R |
| 36.08 | | | 40.22 | |
| 8 Chesney, Cora | 14 | SAGE-IL | 1:16.31 | qIL-R |
| 36.92 | | | 39.39 | |
| 9 Kirova, Stephanie | 14 | PAC-IL | 1:16.38 | qIL-R |
| 35.81 | | | 40.57 | |
| 10 Snook, Abby | 13 | SPS-WI | 1:16.87 | qIL-R |
| 35.70 | | | 41.17 | |
| 11 Pavelski, Ruthie | 14 | SPS-WI | 1:17.29 | q |
| 37.10 | | | 40.19 | |
| 12 Fernandez, Natasha | 14 | SAGE-IL | 1:17.44 | q |
| 36.46 | | | 40.98 | |
| 13 Singleton, Cora | 13 | GYD-WI | 1:18.58 | |
| 36.68 | | | 41.90 | |
| 14 Miles, Avery | 13 | STAT-WI | 1:20.58 | |
| 37.44 | | | 43.14 | |
| 15 Cunningham, Logan | 14 | SPS-WI | 1:21.09 | |
| 37.74 | | | 43.35 | |
| 16 Saladar, Norah | 13 | BTDE-WI | 1:21.16 | |
| 38.14 | | | 43.02 | |
| 17 Gunnink, Lila | 13 | SPS-WI | 1:21.85 | |
| 38.58 | | | 43.27 | |
| 18 Sprunger, Elizabeth | 13 | WAUN-WI | 1:22.86 | |
| 39.22 | | | 43.64 | |
| 19 Pertzborn, Gabby | 13 | SPS-WI | 1:23.36 | |
| 39.26 | | | 44.10 | |
| 20 Celentano, Ashley | 13 | SAGE-IL | 1:24.28 | |
| 40.17 | | | 44.11 | |
| 21 Lenga, Shira | 13 | PAC-IL | 1:25.13 | |
| 39.70 | | | 45.43 | |

| | | | |
|------------------------|----|---------|---------|
| 22 Diers, Laine | 13 | SPS-WI | 1:25.23 |
| 40.02 | | | 45.21 |
| 23 Poddar, Prisha | 14 | SPS-WI | 1:25.79 |
| 40.94 | | | 44.85 |
| 24 Woletz, Chelsea | 14 | MM-WI | 1:27.01 |
| 41.06 | | | 45.95 |
| 25 Shields, Lily | 13 | STAT-WI | 1:27.05 |
| 40.62 | | | 46.43 |
| 26 Patterson, Ava | 14 | SAGE-IL | 1:27.12 |
| 40.66 | | | 46.46 |
| 27 Van Berkum, Maya | 14 | SCST-WI | 1:27.34 |
| 40.66 | | | 46.68 |
| 28 Elgin, Jady | 13 | GCY-WI | 1:28.64 |
| 41.62 | | | 47.02 |
| 29 Goulette, Macy | 13 | WAUN-WI | 1:30.10 |
| 42.21 | | | 47.89 |
| 30 Doll, Danika | 14 | GCY-WI | 1:31.56 |
| 42.41 | | | 49.15 |
| 31 Tran, Emma | 13 | GCY-WI | 1:31.63 |
| 42.15 | | | 49.48 |
| 32 Jacot, Savannah | 13 | BTDE-WI | 1:34.92 |
| 45.28 | | | 49.64 |
| 33 Seehawer, Paige | 13 | TOSA-WI | 1:35.70 |
| 44.66 | | | 51.04 |
| 34 Collins, Carly | 13 | BTDE-WI | 1:39.76 |
| 47.31 | | | 52.45 |
| 35 Kastner, Emily | 13 | STAT-WI | 1:40.30 |
| 47.31 | | | 52.99 |
| 36 Stafford, Layla | 13 | WAUN-WI | 1:40.36 |
| 46.22 | | | 54.14 |
| 37 Busse, Hailey | 13 | BTDE-WI | 1:42.11 |
| 49.86 | | | 54.66 |
| 38 Kapusta-Pofahl, Sam | 13 | YDC-WI | 1:44.52 |
| 49.86 | | | 54.66 |
| 39 Wang, Gracie | 13 | STAT-WI | 1:44.58 |
| 48.74 | | | 56.09 |
| 40 Kramer, Alyson | 14 | SAGE-IL | 1:44.83 |
| 48.74 | | | 56.09 |
| 41 Ryan, Lily | 13 | SCST-WI | 1:51.07 |
| --- | | | |
| Lyons, Mary | 14 | WAUN-WI | DQ |
| 43.02 | | | 50.09 |
| --- | | | |
| Kidd, Addie | 13 | WAUN-WI | NS |
| --- | | | |
| Kiley, Rossalyn | 13 | SPS-WI | NS |
| --- | | | |
| Clemons, Jazelle | 13 | PAC-IL | NS |



STAT/WAVE 2019 Winter Classic, Sanction #: WI2019-525A
11/22-24/2019 BMHS Natatorium 25 Yards

Results

Event 11 Girls 15 & Over 100 Yard Breaststroke
Meet: 1:09.42 M 11/17/2018 Sophie Schmitz
1:08.89 15&O IL-C IL 2020 SC Champ
1:11.99 15&O WI -Senior
1:16.69 15&O IL-R 2020 SC IL Regional

| Name | Age | Team | Finals Time |
|-----------------------|-------|---------|---------------|
| A - Final | | | |
| 1 Gunnink, Ella | 17 | SPS-WI | 1:08.23M IL-C |
| 32.51 | 35.72 | | |
| 2 Wolf, Carly | 18 | SAGE-IL | 1:08.97M WI |
| 32.51 | 36.46 | | |
| 3 Kitzman, Elena | 16 | STAT-WI | 1:11.61 WI |
| 32.82 | 38.79 | | |
| 4 Sill, Faith | 16 | GCY-WI | 1:11.76 WI |
| 34.14 | 37.62 | | |
| 5 Salinas, Raquel | 16 | SAGE-IL | 1:12.54 IL-R |
| 34.03 | 38.51 | | |
| 6 Fogo, Kaitlyn | 17 | SAGE-IL | 1:13.02 IL-R |
| 33.78 | 39.24 | | |
| B - Final | | | |
| 7 Reeder, Ellie | 15 | SPS-WI | 1:13.38 IL-R |
| 34.70 | 38.68 | | |
| 8 Yaun, Peyton | 15 | GCY-WI | 1:16.13 IL-R |
| 36.19 | 39.94 | | |
| 9 Champeny-Johns, Bea | 17 | BTDE-WI | 1:17.83 9 |
| 36.50 | 41.33 | | |
| 10 Anderson, Riale | 16 | YDC-WI | 1:18.03 7 |
| 37.25 | 40.78 | | |
| 11 Garrard, Allison | 17 | SAGE-IL | 1:18.50 6 |
| 36.61 | 41.89 | | |
| 12 Chikowero, Maka | 15 | YDC-WI | 1:21.53 5 |
| 37.86 | 43.67 | | |


Event 11 Girls 15 & Over 100 Yard Breaststroke
Meet: 1:09.42 M 11/17/2018 Sophie Schmitz
1:08.89 15&O IL-C IL 2020 SC Champ
1:11.99 15&O WI -Senior
1:16.69 15&O IL-R 2020 SC IL Regional

| Name | Age | Team | Prelim Time |
|----------------------|-------|---------|---------------|
| Preliminaries | | | |
| 1 Wolf, Carly | 18 | SAGE-IL | 1:09.90 qWI |
| 32.72 | 37.18 | | |
| 2 Gunnink, Ella | 17 | SPS-WI | 1:12.01 qIL-R |
| 34.02 | 37.99 | | |
| 3 Fogo, Kaitlyn | 17 | SAGE-IL | 1:13.63 qIL-R |
| 35.23 | 38.40 | | |
| 4 Kitzman, Elena | 16 | STAT-WI | 1:13.82 qIL-R |
| 34.62 | 39.20 | | |
| 5 Salinas, Raquel | 16 | SAGE-IL | 1:14.26 qIL-R |
| 35.12 | 39.14 | | |

| | | | |
|------------------------|-------|---------|---------------|
| 6 Sill, Faith | 16 | GCY-WI | 1:15.00 qIL-R |
| 35.16 | 39.84 | | |
| 7 Reeder, Ellie | 15 | SPS-WI | 1:16.36 qIL-R |
| 36.24 | 40.12 | | |
| 8 Yaun, Peyton | 15 | GCY-WI | 1:16.65 qIL-R |
| 36.35 | 40.30 | | |
| 9 Prowse, Sydney | 16 | BTDE-WI | 1:16.95 q |
| 36.38 | 40.57 | | |
| 10 Champeny-Johns, Bea | 17 | BTDE-WI | 1:17.10 q |
| 36.19 | 40.91 | | |
| 11 Anderson, Riale | 16 | YDC-WI | 1:17.74 q |
| 37.32 | 40.42 | | |
| 12 Chikowero, Maka | 15 | YDC-WI | 1:18.59 q |
| 36.77 | 41.82 | | |
| 13 Garrard, Allison | 17 | SAGE-IL | 1:19.46 |
| 37.17 | 42.29 | | |
| 14 Reihl, Anna | 15 | WAUN-WI | 1:19.59 |
| 38.07 | 41.52 | | |
| 15 Parker, Ellie | 15 | SCST-WI | 1:20.11 |
| 37.99 | 42.12 | | |
| 16 Pauls, Tessa | 16 | WAUN-WI | 1:23.17 |
| 39.54 | 43.63 | | |
| 17 Rufer, Taylor | 15 | GCY-WI | 1:24.67 |
| 40.13 | 44.54 | | |
| 18 Owley, Ellie | 16 | TOSA-WI | 1:25.52 |
| 41.19 | 44.33 | | |
| 19 Mar, Natalie | 15 | STAT-WI | 1:27.36 |
| 39.46 | 47.90 | | |
| 20 Dauphin, Madeline | 16 | SAGE-IL | 1:28.85 |
| 42.18 | 46.67 | | |
| 21 Kittell, Elena | 15 | WAUN-WI | 1:34.23 |
| 43.13 | 51.10 | | |
| 22 Bruhn, Kaitlyn | 15 | SAGE-IL | 1:35.18 |
| 44.08 | 51.10 | | |

Event 12 Boys 13-14 100 Yard Breaststroke
Meet: 1:01.84 M 11/18/2017 Hunter C Jackson
1:06.69 13-14 IL-C IL 2020 SC Champ
1:10.29 13-14 WI13 -14
1:14.19 13-14 IL-R 2020 SC IL Regional

| Name | Age | Team | Finals Time |
|---------------------|-------|---------|--------------|
| A - Final | | | |
| 1 Miles, Cale | 13 | STAT-WI | 1:06.71 WI13 |
| 31.25 | 35.46 | | |
| 2 Zielinski, Dexter | 14 | SAGE-IL | 1:08.32 WI13 |
| 32.17 | 36.15 | | |
| 3 Braatz, Bennett | 13 | SPS-WI | 1:09.59 WI13 |
| 32.94 | 36.65 | | |
| 4 Wang, Felix | 13 | PAC-IL | 1:09.69 WI13 |
| 32.39 | 37.30 | | |



STAT/WAVE 2019 Winter Classic, Sanction #: WI2019-525A

11/22-24/2019 BMHS Natatorium 25 Yards

Results

A - Final ... (Event 12 Boys 13-14 100 Yard Breaststroke)

| Name | Age | Team | Finals Time | IL-R |
|------------------|-------|---------|-------------|------|
| 5 Skominas, Vito | 14 | STAT-WI | 1:10.94 | IL-R |
| 32.55 | 38.39 | | | |
| --- Bi, Lance | 14 | PAC-IL | NS | |

B - Final

| | | | | |
|----------------------|-------|---------|---------|------|
| 7 Subasinghe, Yehan | 14 | SAGE-IL | 1:11.40 | IL-R |
| 33.80 | 37.60 | | | |
| 8 Mattison, Dietrich | 14 | YDC-WI | 1:13.13 | IL-R |
| 33.96 | 39.17 | | | |
| 9 Nicodemus, Trevor | 13 | SPS-WI | 1:14.08 | IL-R |
| 34.58 | 39.50 | | | |
| 10 Baser, Brendan | 13 | SAGE-IL | 1:15.19 | 7 |
| 35.73 | 39.46 | | | |
| 11 Brereton, Noah | 13 | SAGE-IL | 1:15.66 | 6 |
| 35.54 | 40.12 | | | |
| --- Tungol, Joshua | 14 | SAGE-IL | NS | |


Event 12 Boys 13-14 100 Yard Breaststroke
Meet: 1:01.84 M 11/18/2017 Hunter C Jackson
1:06.69 13-14 IL-C IL 2020 SC Champ
1:10.29 13-14 WI13 -14
1:14.19 13-14 IL-R 2020 SC IL Regional

| Name | Age | Team | Prelim Time | IL-R |
|-----------------------|-------|---------|-------------|-------|
| Preliminaries | | | | |
| 1 Wang, Felix | 13 | PAC-IL | 1:10.52 | qIL-R |
| 33.17 | 37.35 | | | |
| 2 Zielinski, Dexter | 14 | SAGE-IL | 1:10.81 | qIL-R |
| 33.26 | 37.55 | | | |
| 3 Bi, Lance | 14 | PAC-IL | 1:12.15 | qIL-R |
| 4 Miles, Cale | 13 | STAT-WI | 1:12.23 | qIL-R |
| 33.48 | 38.75 | | | |
| 5 Skominas, Vito | 14 | STAT-WI | 1:12.60 | qIL-R |
| 33.68 | 38.92 | | | |
| 6 Braatz, Bennett | 13 | SPS-WI | 1:12.85 | qIL-R |
| 34.31 | 38.54 | | | |
| 7 Nicodemus, Trevor | 13 | SPS-WI | 1:13.19 | qIL-R |
| 34.62 | 38.57 | | | |
| 8 Yaun, Mason | 13 | GCY-WI | 1:13.69 | qIL-R |
| 33.68 | 40.01 | | | |
| 9 Subasinghe, Yehan | 14 | SAGE-IL | 1:13.93 | qIL-R |
| 34.72 | 39.21 | | | |
| 10 Brereton, Noah | 13 | SAGE-IL | 1:15.51 | q |
| 36.35 | 39.16 | | | |
| 11 Mattison, Dietrich | 14 | YDC-WI | 1:15.92 | q |
| 35.66 | 40.26 | | | |
| 12 Baser, Brendan | 13 | SAGE-IL | 1:16.23 | q |
| 36.31 | 39.92 | | | |
| 13 Tungol, Joshua | 14 | SAGE-IL | 1:17.89 | |

| | | | |
|-------------------------|-------|---------|---------|
| 14 Komarov, Pavlo | 14 | SAGE-IL | 1:18.31 |
| 36.91 | 41.40 | | |
| 15 Johnson, Logan | 14 | STAT-WI | 1:19.97 |
| 37.89 | 42.08 | | |
| 16 Morton, Robert | 13 | SAGE-IL | 1:20.51 |
| 38.01 | 42.50 | | |
| 17 Goodspeed, Sean | 14 | BTDE-WI | 1:21.41 |
| 37.77 | 43.64 | | |
| 18 Harms, Damian | 14 | STAT-WI | 1:22.73 |
| 38.75 | 43.98 | | |
| 19 Anderson, Austin | 13 | STAT-WI | 1:26.00 |
| 40.43 | 45.57 | | |
| 20 Gunnink, Elijah | 13 | SPS-WI | 1:29.02 |
| 41.39 | 47.63 | | |
| 21 Paccagnini, Aidan | 13 | STAT-WI | 1:33.67 |
| 43.48 | 50.19 | | |
| 22 Roberts, Maxx | 14 | GYD-WI | 1:34.01 |
| 42.86 | 51.15 | | |
| 23 Eidelman, Ryan | 13 | PAC-IL | 1:36.01 |
| 46.13 | 49.88 | | |
| 24 VanLandingham, Aiden | 13 | BTDE-WI | 1:36.45 |
| 44.91 | 51.54 | | |
| 25 Yonamine, Carter | 13 | SAGE-IL | 1:36.81 |
| 45.98 | 50.83 | | |
| --- Doll, Edan | 14 | GCY-WI | NS |
| --- Romack, Gage | 13 | SCST-WI | NS |
| --- Rosario, Diego | 13 | PAC-IL | NS |

Event 12 Boys 15 & Over 100 Yard Breaststroke
Meet: 1:00.39 M 11/18/2017 Kyle A Falkstrom
1:01.99 15&O IL-C IL 2020 SC Champ
1:05.09 15&O WI -Senior
1:08.79 15&O IL-R 2020 SC IL Regional

| Name | Age | Team | Finals Time | IL-R |
|---------------------|-------|---------|-------------|------|
| A - Final | | | | |
| 1 Cebula, Kacper | 16 | SAGE-IL | 1:03.06 | WI |
| 29.48 | 33.58 | | | |
| 2 Schlueter, Alex | 17 | SAGE-IL | 1:03.42 | WI |
| 30.01 | 33.41 | | | |
| 3 Siegmeier, Noah | 17 | SAGE-IL | 1:03.91 | WI |
| 30.27 | 33.64 | | | |
| 4 Phua, Ethan | 15 | PAC-IL | 1:03.95 | WI |
| 30.18 | 33.77 | | | |
| 5 Seeger, Cole | 18 | SAGE-IL | 1:04.46 | WI |
| 30.42 | 34.04 | | | |
| 6 Yonamine, Grant | 16 | SAGE-IL | 1:06.12 | IL-R |
| 30.95 | 35.17 | | | |
| B - Final | | | | |
| 7 Jacobson, Anthony | 16 | BTDE-WI | 1:05.83 | IL-R |
| 31.36 | 34.47 | | | |



STAT/WAVE 2019 Winter Classic, Sanction #: WI2019-525A

11/22-24/2019 BMHS Natatorium 25 Yards

Results

B - Final ... (Event 12 Boys 15 & Over 100 Yard Breaststroke

| Name | Age | Team | Finals Time | |
|--------------------|-------|---------|-------------|------|
| 8 Boelens, Michael | 15 | SAGE-IL | 1:06.02 | IL-R |
| 31.02 | 35.00 | | | |
| 9 Busse, Paul | 16 | WAUN-WI | 1:07.23 | IL-R |
| 31.63 | 35.60 | | | |
| 10 Schlueter, Dom | 15 | SAGE-IL | 1:07.90 | IL-R |
| 31.64 | 36.26 | | | |
| 11 Ramos, Tristan | 16 | STAT-WI | 1:08.56 | IL-R |
| 32.09 | 36.47 | | | |
| 12 Meighan, Zach | 15 | GCY-WI | 1:10.26 | 5 |
| 32.91 | 37.35 | | | |

Event 12 Boys 15 & Over 100 Yard Breaststroke

Meet: 1:00.39 M 11/18/2017 Kyle A Falkstrom

1:01.99 15&O IL-C IL 2020 SC Champ

1:05.09 15&O WI -Senior

1:08.79 15&O IL-R 2020 SC IL Regional

| Name | Age | Team | Prelim Time | |
|----------------------|-------|---------|-------------|-------|
| Preliminaries | | | | |
| 1 Cebula, Kacper | 16 | SAGE-IL | 1:03.74 | qWI |
| 29.85 | 33.89 | | | |
| 2 Siegmeier, Noah | 17 | SAGE-IL | 1:03.93 | qWI |
| 30.17 | 33.76 | | | |
| 3 Phua, Ethan | 15 | PAC-IL | 1:05.79 | qIL-R |
| 30.86 | 34.93 | | | |
| 4 Seeger, Cole | 18 | SAGE-IL | 1:06.45 | qIL-R |
| 31.45 | 35.00 | | | |
| 5 Yonamine, Grant | 16 | SAGE-IL | 1:06.88 | qIL-R |
| 31.96 | 34.92 | | | |
| 6 Schlueter, Alex | 17 | SAGE-IL | 1:07.07 | qIL-R |
| 32.07 | 35.00 | | | |
| 7 Boelens, Michael | 15 | SAGE-IL | 1:07.62 | qIL-R |
| 31.63 | 35.99 | | | |
| 8 Jacobson, Anthony | 16 | BTDE-WI | 1:07.93 | qIL-R |
| 32.15 | 35.78 | | | |
| 9 Busse, Paul | 16 | WAUN-WI | 1:08.45 | qIL-R |
| 32.24 | 36.21 | | | |
| 10 Meighan, Zach | 15 | GCY-WI | 1:09.67 | q |
| 32.66 | 37.01 | | | |
| 11 Miles, Zain | 16 | STAT-WI | 1:10.18 | q |
| 32.72 | 37.46 | | | |
| 12 Schlueter, Dom | 15 | SAGE-IL | 1:12.29 | q |
| 33.05 | 39.24 | | | |
| 13 Ramos, Tristan | 16 | STAT-WI | 1:12.79 | |
| 34.78 | 38.01 | | | |
| 14 McCook, Ollie | 15 | WAUN-WI | 1:14.66 | |
| 35.69 | 38.97 | | | |
| 15 Mueller, Jeremy | 15 | STAT-WI | 1:15.41 | |
| 36.68 | 38.73 | | | |

Event 13 Girls 13-14 200 Yard Butterfly

Meet: 2:14.01 M 11/18/2017 Kaitlyn E Peters

2:18.79 13-14 IL-C IL 2020 SC Champ

2:25.49 13-14 WI13 -14

2:32.69 13-14 IL-R 2020 SC IL Regional

| Name | Age | Team | Finals Time | |
|--------------------|-------|---------|-------------|------|
| A - Final | | | | |
| 1 Beckman, Amanda | 14 | WAUN-WI | 2:13.43M | IL-C |
| 30.13 | 33.20 | 34.89 | 35.21 | |
| 2 Watson, Avery | 13 | SAGE-IL | 2:16.85 | IL-C |
| 30.08 | 34.21 | 36.41 | 36.15 | |
| 3 Schmeiser, Emily | 14 | WAUN-WI | 2:19.24 | WI13 |
| 30.51 | 34.55 | 36.88 | 37.30 | |
| 4 Castro, Olivia | 14 | SAGE-IL | 2:24.70 | WI13 |
| 30.70 | 35.54 | 37.73 | 40.73 | |
| 5 Wedige, Zinnia | 13 | YDC-WI | 2:33.09 | 14 |
| 33.39 | 39.03 | 40.57 | 40.10 | |
| 6 Saladar, Norah | 13 | BTDE-WI | 2:39.70 | 13 |
| 33.30 | 40.50 | 42.63 | 43.27 | |
| B - Final | | | | |
| 7 Abendroth, Jenna | 13 | WAUN-WI | 2:50.43 | 12 |
| 36.49 | 44.18 | 45.83 | 43.93 | |
| 8 Krause, Jasmine | 14 | MM-WI | 2:52.27 | 11 |
| 35.39 | 42.68 | 47.77 | 46.43 | |

Event 13 Girls 13-14 200 Yard Butterfly

Meet: 2:14.01 M 11/18/2017 Kaitlyn E Peters

2:18.79 13-14 IL-C IL 2020 SC Champ

2:25.49 13-14 WI13 -14

2:32.69 13-14 IL-R 2020 SC IL Regional

| Name | Age | Team | Prelim Time | |
|----------------------|-------|---------|-------------|-------|
| Preliminaries | | | | |
| 1 Beckman, Amanda | 14 | WAUN-WI | 2:17.89 | qIL-C |
| 31.41 | 35.68 | 35.35 | 35.45 | |
| 2 Osthelder, Ellen | 14 | YDC-WI | 2:18.02 | qIL-C |
| 31.73 | 35.60 | 35.78 | 34.91 | |
| 3 Watson, Avery | 13 | SAGE-IL | 2:20.57 | qWI13 |
| 30.40 | 35.74 | 37.17 | 37.26 | |
| 4 Schmeiser, Emily | 14 | WAUN-WI | 2:22.12 | qWI13 |
| 31.27 | 34.63 | 37.65 | 38.57 | |
| 5 Castro, Olivia | 14 | SAGE-IL | 2:34.97 | q |
| 31.64 | 37.51 | 42.13 | 43.69 | |
| 6 Wedige, Zinnia | 13 | YDC-WI | 2:37.39 | q |
| 34.20 | 40.83 | 41.51 | 40.85 | |
| 7 Saladar, Norah | 13 | BTDE-WI | 2:39.90 | q |
| 35.37 | 41.02 | 42.27 | 41.24 | |
| 8 Krause, Jasmine | 14 | MM-WI | 2:49.90 | q |
| 34.34 | 41.46 | 47.36 | 46.74 | |



STAT/WAVE 2019 Winter Classic, Sanction #: WI2019-525A

11/22-24/2019 BMHS Natatorium 25 Yards

Results

Preliminaries ... (Event 13 Girls 13-14 200 Yard Butterfly)

| Name | Age | Team | Prelim Time | |
|--------------------|-------|---------|-------------|---|
| 9 Abendroth, Jenna | 13 | WAUN-WI | 2:52.36 | q |
| 36.81 | 43.73 | 46.93 | 44.89 | |

Event 13 Girls 15 & Over 200 Yard Butterfly

Meet: 2:10.68 M 11/17/2018 Kaitlyn Peters

2:14.99 15&O IL-C IL 2020 SC Champ

2:19.49 15&O WI -Senior

2:29.59 15&O IL-R 2020 SC IL Regional

| Name | Age | Team | Finals Time |
|------|-----|------|-------------|
|------|-----|------|-------------|

A - Final

| | | | | |
|----------------------|-------|---------|----------|------|
| 1 Peters, Kaitlyn | 16 | WAUN-WI | 2:06.73M | IL-C |
| 28.17 | 31.94 | 33.41 | 33.21 | |
| 2 Gomez, Atzi | 16 | SAGE-IL | 2:07.61M | IL-C |
| 28.54 | 32.75 | 32.46 | 33.86 | |
| 3 Koser, Azia Lynn | 16 | SCST-WI | 2:25.51 | IL-R |
| 30.33 | 36.14 | 39.00 | 40.04 | |
| 4 Anderson, Riale | 16 | YDC-WI | 2:29.30 | IL-R |
| 32.87 | 37.48 | 39.97 | 38.98 | |
| 5 Bound, Brooke | 15 | WAUN-WI | 2:38.20 | 14 |
| 33.80 | 40.61 | 43.20 | 40.59 | |
| 6 Schumacher, Sydney | 15 | WAUN-WI | 2:45.92 | 13 |
| 35.15 | 42.08 | 44.17 | 44.52 | |

B - Final

| | | | | |
|----------------|-------|---------|---------|----|
| 7 Laird, Megan | 15 | SAGE-IL | 2:46.26 | 12 |
| 37.04 | 42.72 | 44.23 | 42.27 | |

Event 13 Girls 15 & Over 200 Yard Butterfly

Meet: 2:10.68 M 11/17/2018 Kaitlyn Peters

2:14.99 15&O IL-C IL 2020 SC Champ

2:19.49 15&O WI -Senior

2:29.59 15&O IL-R 2020 SC IL Regional

| Name | Age | Team | Prelim Time |
|------|-----|------|-------------|
|------|-----|------|-------------|

Preliminaries

| | | | | |
|----------------------|-------|---------|----------|-------|
| 1 Gomez, Atzi | 16 | SAGE-IL | 2:09.70M | qIL-C |
| 29.59 | 33.21 | 33.33 | 33.57 | |
| 2 Peters, Kaitlyn | 16 | WAUN-WI | 2:15.53 | qWI |
| 29.91 | 34.13 | 35.42 | 36.07 | |
| 3 Koser, Azia Lynn | 16 | SCST-WI | 2:21.12 | qIL-R |
| 30.82 | 35.55 | 36.98 | 37.77 | |
| 4 Anderson, Riale | 16 | YDC-WI | 2:28.92 | qIL-R |
| 32.69 | 37.95 | 39.09 | 39.19 | |
| 5 Bound, Brooke | 15 | WAUN-WI | 2:37.68 | q |
| 34.09 | 41.16 | 43.03 | 39.40 | |
| 6 Schumacher, Sydney | 15 | WAUN-WI | 2:48.00 | q |
| 34.93 | 41.72 | 45.49 | 45.86 | |
| 7 Laird, Megan | 15 | SAGE-IL | 2:50.64 | q |
| 36.60 | 44.12 | 1:29.92 | | |

Event 14 Boys 13-14 200 Yard Butterfly

Meet: 2:01.06 M 11/18/2017 Ben J Castro

2:12.59 13-14 IL-C IL 2020 SC Champ

2:17.99 13-14 WI13 -14

2:25.89 13-14 IL-R 2020 SC IL Regional

| Name | Age | Team | Finals Time |
|------|-----|------|-------------|
|------|-----|------|-------------|

A - Final

| | | | | |
|---------------------|-------|---------|---------|------|
| 1 Zhang, Colin | 13 | PAC-IL | 2:09.72 | IL-C |
| 29.20 | 33.45 | 34.44 | 32.63 | |
| 2 Baser, Brendan | 13 | SAGE-IL | 2:22.84 | IL-R |
| 31.43 | 35.61 | 37.65 | 38.15 | |
| *3 Staff, Erik | 13 | MM-WI | 2:28.45 | 15.5 |
| 31.43 | 36.98 | 39.93 | 40.11 | |
| *3 Peters, Tony | 13 | WAUN-WI | 2:28.45 | 15.5 |
| 32.13 | 37.95 | 39.37 | 39.00 | |
| 5 Rupniewski, Simon | 13 | SAGE-IL | 2:30.64 | 14 |
| 32.73 | 38.16 | 39.23 | 40.52 | |

Event 14 Boys 13-14 200 Yard Butterfly

Meet: 2:01.06 M 11/18/2017 Ben J Castro

2:12.59 13-14 IL-C IL 2020 SC Champ

2:17.99 13-14 WI13 -14

2:25.89 13-14 IL-R 2020 SC IL Regional

| Name | Age | Team | Prelim Time |
|------|-----|------|-------------|
|------|-----|------|-------------|

Preliminaries

| | | | | |
|---------------------|-------|---------|---------|-------|
| 1 Zhang, Colin | 13 | PAC-IL | 2:12.87 | qWI13 |
| 30.34 | 33.66 | 34.54 | 34.33 | |
| 2 Baser, Brendan | 13 | SAGE-IL | 2:24.03 | qIL-R |
| 31.91 | 36.50 | 38.37 | 37.25 | |
| 3 Staff, Erik | 13 | MM-WI | 2:30.44 | q |
| 32.07 | 37.44 | 39.74 | 41.19 | |
| 4 Rupniewski, Simon | 13 | SAGE-IL | 2:31.68 | q |
| 32.89 | 37.48 | 39.60 | 41.71 | |
| 5 Peters, Tony | 13 | WAUN-WI | 2:42.62 | q |
| 34.32 | 41.21 | 43.94 | 43.15 | |
| --- Olaru, Matt | 13 | PAC-IL | | NS |

Event 14 Boys 15 & Over 200 Yard Butterfly

Meet: 1:54.23 M 11/17/2018 Quinton Cynor

2:04.69 15&O IL-C IL 2020 SC Champ

2:08.39 15&O WI -Senior

2:17.89 15&O IL-R 2020 SC IL Regional

| Name | Age | Team | Finals Time |
|------|-----|------|-------------|
|------|-----|------|-------------|

A - Final

| | | | | |
|--------------------|-------|---------|----------|------|
| 1 Cynor, Quinton | 17 | SAGE-IL | 1:52.24M | IL-C |
| 25.81 | 27.85 | 28.80 | 29.78 | |
| 2 Vinson, Zach | 16 | WAUN-WI | 2:03.47 | IL-C |
| 27.83 | 31.29 | 32.20 | 32.15 | |
| 3 Bentley, Cameron | 18 | SAGE-IL | 2:16.23 | IL-R |
| 29.36 | 34.32 | 35.42 | 37.13 | |



STAT/WAVE 2019 Winter Classic, Sanction #: WI2019-525A

11/22-24/2019 BMHS Natatorium 25 Yards

Results

A - Final ... (Event 14 Boys 15 & Over 200 Yard Butterfly)

| Name | Age | Team | Finals Time |
|-------------------|-------|---------|-------------|
| 4 Taller, Zackary | 15 | SAGE-IL | 2:22.56 |
| | 29.81 | 34.79 | 38.23 |
| | | | 39.73 |

Event 14 Boys 15 & Over 200 Yard Butterfly

Meet: 1:54.23 M 11/17/2018 Quinton Cynor

2:04.69 15&O IL-C IL 2020 SC Champ

2:08.39 15&O WI -Senior

2:17.89 15&O IL-R 2020 SC IL Regional

| Name | Age | Team | Prelim Time |
|----------------------|-------|---------|-------------|
| Preliminaries | | | |
| 1 Cynor, Quinton | 17 | SAGE-IL | 1:56.58 |
| | 25.95 | 29.52 | 30.62 |
| | | | 30.49 |
| 2 Vinson, Zach | 16 | WAUN-WI | 2:06.74 |
| | 28.71 | 31.40 | 33.62 |
| | | | 33.01 |
| 3 Bentley, Cameron | 18 | SAGE-IL | 2:19.98 |
| | 29.90 | 34.74 | 37.23 |
| | | | 38.11 |
| 4 Taller, Zackary | 15 | SAGE-IL | 2:27.66 |
| | 31.28 | 37.38 | 39.34 |
| | | | 39.66 |

Event 15 Girls 13-14 50 Yard Freestyle

Meet: 25.36 M 11/18/2018 Gracie Colvin

25.49 13-14 IL-C IL 2020 SC Champ

26.19 13-14 WI13 -14

27.79 13-14 IL-R 2020 SC IL Regional

| Name | Age | Team | Finals Time |
|--------------------|-----|---------|-------------|
| A - Final | | | |
| 1 Pavelski, Ruthie | 14 | SPS-WI | 25.44 |
| 2 Miles, Avery | 13 | STAT-WI | 25.77 |
| 3 Snook, Abby | 13 | SPS-WI | 25.94 |
| 4 Sautebin, Alaina | 14 | WAUN-WI | 26.02 |
| 5 Blitz, Grace | 14 | WAUN-WI | 26.05 |
| 6 Watson, Avery | 13 | SAGE-IL | 26.44 |
| B - Final | | | |
| 7 Breyer, Lily | 14 | SPS-WI | 26.10 |
| *8 Garrard, Ashley | 14 | SAGE-IL | 26.82 |
| *8 Zelikman, Abi | 14 | SAGE-IL | 26.82 |
| 10 Shields, Zoe | 13 | STAT-WI | 26.89 |
| 11 Oleson, Kaylee | 13 | WAUN-WI | 26.94 |
| 12 Hoesly, Riley | 13 | GCY-WI | 27.00 |

Event 15 Girls 13-14 50 Yard Freestyle

Meet: 25.36 M 11/18/2018 Gracie Colvin

25.49 13-14 IL-C IL 2020 SC Champ

26.19 13-14 WI13 -14

27.79 13-14 IL-R 2020 SC IL Regional

| Name | Age | Team | Prelim Time |
|----------------------|-----|--------|-------------|
| Preliminaries | | | |
| 1 Pavelski, Ruthie | 14 | SPS-WI | 25.97 |
| 2 Osthelder, Ellen | 14 | YDC-WI | 26.16 |

| | | | | |
|-----------------------|----|---------|-------|-------|
| 3 Blitz, Grace | 14 | WAUN-WI | 26.29 | qIL-R |
| 4 Sautebin, Alaina | 14 | WAUN-WI | 26.35 | qIL-R |
| 5 Watson, Avery | 13 | SAGE-IL | 26.58 | qIL-R |
| 6 Miles, Avery | 13 | STAT-WI | 26.59 | qIL-R |
| 7 Snook, Abby | 13 | SPS-WI | 26.62 | qIL-R |
| 8 Garrard, Ashley | 14 | SAGE-IL | 26.66 | qIL-R |
| 9 Miler, Anna | 13 | TOSA-WI | 26.71 | qIL-R |
| 10 Zelikman, Abi | 14 | SAGE-IL | 26.91 | qIL-R |
| 11 Breyer, Lily | 14 | SPS-WI | 26.93 | qIL-R |
| 12 Oleson, Kaylee | 13 | WAUN-WI | 27.06 | qIL-R |
| 13 Shields, Zoe | 13 | STAT-WI | 27.21 | IL-R |
| 14 Hoesly, Riley | 13 | GCY-WI | 27.42 | IL-R |
| 15 Kirova, Stephanie | 14 | PAC-IL | 27.60 | IL-R |
| 16 Resch, Mackenzie | 13 | SAGE-IL | 27.66 | IL-R |
| 17 Stute, Kenzie | 13 | WAUN-WI | 27.92 | |
| 18 Fladhammer, Jade | 14 | MM-WI | 27.97 | |
| 19 Fricano, Emma | 13 | PAC-IL | 28.02 | |
| 20 Kramp, Kylie | 13 | GYD-WI | 28.11 | |
| 21 Hessling, Hattie | 13 | SPS-WI | 28.19 | |
| 22 Deutsch, Isabella | 14 | PAC-IL | 28.30 | |
| 23 Rutcosky, Caroline | 13 | PAC-IL | 28.37 | |
| 24 Pertzborn, Gabby | 13 | SPS-WI | 28.38 | |
| 25 Hayes, Ava | 13 | STAT-WI | 28.45 | |
| 26 Mulligan, Keeley | 13 | GCY-WI | 28.51 | |
| 27 Stampf, Mikaiya | 13 | SPS-WI | 28.75 | |
| 28 Urzagaste, Bella | 13 | YDC-WI | 28.88 | |
| 29 Guerrero, Matilda | 13 | SAGE-IL | 28.96 | |
| 30 Chesney, Cora | 14 | SAGE-IL | 29.13 | |
| 31 Van Berkum, Maya | 14 | SCST-WI | 29.15 | |
| 32 Castro, Olivia | 14 | SAGE-IL | 29.17 | |
| 33 Goldhagen, Amber | 14 | STAT-WI | 29.18 | |
| 34 Diers, Laine | 13 | SPS-WI | 29.26 | |
| 35 Woletz, Chelsea | 14 | MM-WI | 29.42 | |
| 36 Daman, Abigail | 14 | SAGE-IL | 29.52 | |
| 37 Weinstock, Emma | 14 | GYD-WI | 29.54 | |
| 38 Cunningham, Logan | 14 | SPS-WI | 29.60 | |
| 39 Singleton, Cora | 13 | GYD-WI | 29.67 | |
| 40 Saladar, Ellie | 14 | BTDE-WI | 29.73 | |
| 41 Gunnink, Lila | 13 | SPS-WI | 29.88 | |
| 42 Seehawer, Paige | 13 | TOSA-WI | 29.91 | |
| 43 Lack, Jordan | 13 | SAGE-IL | 29.94 | |
| 44 Lange, Kate | 13 | SPS-WI | 30.03 | |
| 45 Shields, Lily | 13 | STAT-WI | 30.06 | |
| 46 Poddar, Prisha | 14 | SPS-WI | 30.47 | |
| 47 Krause, Jasmine | 14 | MM-WI | 30.57 | |
| 48 Celentano, Ashley | 13 | SAGE-IL | 30.59 | |
| 49 Bryer, Paige | 13 | STAT-WI | 30.77 | |
| 50 Elgin, Jady | 13 | GCY-WI | 31.12 | |
| 51 Biksacky, Lila | 14 | SPS-WI | 31.53 | |



STAT/WAVE 2019 Winter Classic, Sanction #: WI2019-525A

11/22-24/2019 BMHS Natatorium 25 Yards

Results

Preliminaries ... (Event 15 Girls 13-14 50 Yard Freestyle)

| Name | Age | Team | Prelim Time |
|------------------------|-----|---------|-------------|
| 52 Doll, Danika | 14 | GCY-WI | 31.56 |
| 53 Patterson, Ava | 14 | SAGE-IL | 31.75 |
| 54 Lyons, Mary | 14 | WAUN-WI | 31.95 |
| 55 Jacot, Savannah | 13 | BTDE-WI | 32.64 |
| 56 Lenga, Shira | 13 | PAC-IL | 33.59 |
| 57 Sprunger, Elizabeth | 13 | WAUN-WI | 33.93 |
| 58 Cralam, Lizzie | 14 | WAUN-WI | 35.36 |
| 59 Kramer, Alyson | 14 | SAGE-IL | 35.47 |
| 60 Ryan, Lily | 13 | SCST-WI | 35.73 |
| 61 Collins, Carly | 13 | BTDE-WI | 36.06 |
| 62 Tran, Emma | 13 | GCY-WI | 37.01 |
| 63 Kapusta-Pofahl, Sam | 13 | YDC-WI | 39.66 |
| --- Goodrich, Julia | 14 | PAC-IL | NS |
| --- Chen, Jennifer | 13 | PAC-IL | NS |
| --- Clemons, Jazelle | 13 | PAC-IL | NS |
| --- Kiley, Rossalyn | 13 | SPS-WI | NS |
| --- Stafford, Layla | 13 | WAUN-WI | NS |
| --- Kidd, Addie | 13 | WAUN-WI | NS |

Event 15 Girls 15 & Over 50 Yard Freestyle

Meet: 24.34 M 11/19/2017 Payton K Lange
 24.79 15&O IL-C IL 2020 SC Champ
 25.09 15&O WI -Senior
 27.39 15&O IL-R 2020 SC IL Regional

| Name | Age | Team | Finals Time |
|------------------------|-----|---------|-------------|
| A - Final | | | |
| 1 Peters, Kaitlyn | 16 | WAUN-WI | 24.92 WI |
| 2 Sill, Faith | 16 | GCY-WI | 25.02 WI |
| 3 Kitzman, Elena | 16 | STAT-WI | 25.13 IL-R |
| 4 Gunnink, Ella | 17 | SPS-WI | 25.15 IL-R |
| 5 Fogo, Kaitlyn | 17 | SAGE-IL | 25.93 IL-R |
| 6 Salinas, Raquel | 16 | SAGE-IL | 26.02 IL-R |
| B - Final | | | |
| 7 Wolf, Carly | 18 | SAGE-IL | 26.01 IL-R |
| 8 Snook, Bella | 16 | SPS-WI | 26.87 IL-R |
| 9 Krejcha, Abby | 16 | SPS-WI | 26.92 IL-R |
| 10 Zander, Hannah | 15 | SPS-WI | 27.01 IL-R |
| 11 Champeny-Johns, Bea | 17 | BTDE-WI | 27.24 IL-R |
| 12 Sletten, Nicole | 17 | SPS-WI | 27.27 IL-R |

Event 15 Girls 15 & Over 50 Yard Freestyle

Meet: 24.34 M 11/19/2017 Payton K Lange
 24.79 15&O IL-C IL 2020 SC Champ
 25.09 15&O WI -Senior
 27.39 15&O IL-R 2020 SC IL Regional

| Name | Age | Team | Prelim Time |
|----------------------|-----|---------|-------------|
| Preliminaries | | | |
| *1 Sill, Faith | 16 | GCY-WI | 25.79 qIL-R |
| *1 Peters, Kaitlyn | 16 | WAUN-WI | 25.79 qIL-R |

| | | | | |
|-------------------------|----|---------|-------|-------|
| 3 Gunnink, Ella | 17 | SPS-WI | 25.95 | qIL-R |
| 4 Kitzman, Elena | 16 | STAT-WI | 26.01 | qIL-R |
| 5 Salinas, Raquel | 16 | SAGE-IL | 26.28 | qIL-R |
| 6 Fogo, Kaitlyn | 17 | SAGE-IL | 26.31 | qIL-R |
| 7 Wolf, Carly | 18 | SAGE-IL | 26.32 | qIL-R |
| 8 Zander, Hannah | 15 | SPS-WI | 26.94 | qIL-R |
| 9 Krejcha, Abby | 16 | SPS-WI | 26.95 | qIL-R |
| 10 Champeny-Johns, Bea | 17 | BTDE-WI | 27.16 | qIL-R |
| 11 Sletten, Nicole | 17 | SPS-WI | 27.37 | qIL-R |
| 12 Snook, Bella | 16 | SPS-WI | 27.62 | q |
| 13 Cantero, Emilia | 15 | PAC-IL | 27.80 | |
| 14 Van De Wiel, Nora | 16 | SPS-WI | 27.81 | |
| 15 Kolbunova, Liza | 15 | PAC-IL | 27.82 | |
| 16 Champeny-Johns, Lulu | 17 | BTDE-WI | 27.85 | |
| 17 Harmsen, Kelsey | 15 | SAGE-IL | 27.92 | |
| 18 Bound, Brooke | 15 | WAUN-WI | 28.01 | |
| 19 Pauls, Tessa | 16 | WAUN-WI | 28.07 | |
| 20 Newcomer, Anna | 16 | GCY-WI | 28.10 | |
| 21 Regalado, Elise | 15 | PAC-IL | 28.14 | |
| 22 Jacobson, McKenzie | 15 | BTDE-WI | 28.24 | |
| 23 Prowse, Sydney | 16 | BTDE-WI | 28.25 | |
| 24 Tramuta, Alyssa | 15 | SAGE-IL | 28.59 | |
| 25 Chikowero, Maka | 15 | YDC-WI | 28.71 | |
| 26 Kline, Grace | 15 | SPS-WI | 28.77 | |
| 27 Wolf, Jackie | 16 | SAGE-IL | 28.99 | |
| 28 Winter, Emily | 15 | SPS-WI | 29.11 | |
| 29 Reihl, Anna | 15 | WAUN-WI | 29.14 | |
| 30 Yaun, Peyton | 15 | GCY-WI | 29.18 | |
| 31 Landon, Kristyn | 16 | BTDE-WI | 29.50 | |
| 32 Mar, Natalie | 15 | STAT-WI | 29.51 | |
| 33 Garrard, Allison | 17 | SAGE-IL | 29.68 | |
| 34 Schumacher, Sydney | 15 | WAUN-WI | 29.72 | |
| 35 Reeder, Ellie | 15 | SPS-WI | 29.96 | |
| 36 Carr, Kennedy | 15 | MM-WI | 30.27 | |
| 37 Owley, Ellie | 16 | TOSA-WI | 30.28 | |
| 38 Bruhn, Kaitlyn | 15 | SAGE-IL | 30.45 | |
| 39 Dauphin, Madeline | 16 | SAGE-IL | 30.79 | |
| 40 Greenlee, Sydney | 15 | BTDE-WI | 31.79 | |
| 41 Kittell, Elena | 15 | WAUN-WI | 32.49 | |
| 42 Laird, Megan | 15 | SAGE-IL | 33.13 | |
| --- Jackson, Prasia | 16 | BTDE-WI | NS | |
| --- Erlandson, Kallen | 15 | WAUN-WI | NS | |



STAT/WAVE 2019 Winter Classic, Sanction #: WI2019-525A
11/22-24/2019 BMHS Natatorium 25 Yards

Results

Event 16 Boys 13-14 50 Yard Freestyle

Meet: 21.64 M 12/14/2013 Daniel S Krueger
23.89 13-14 IL-C IL 2020 SC Champ
24.69 13-14 WI13 -14
26.29 13-14 IL-R 2020 SC IL Regional

| Name | Age Team | Finals Time |
|----------------------|------------|-------------|
| A - Final | | |
| 1 Rosario, Diego | 13 PAC-IL | 23.15 IL-C |
| 2 Skominas, Vito | 14 STAT-WI | 24.85 IL-R |
| 3 Mattison, Dietrich | 14 YDC-WI | 25.36 IL-R |
| 4 Drabczak, Alex | 13 PAC-IL | 25.67 IL-R |
| 5 Kusevskis, Olin | 13 PAC-IL | 25.83 IL-R |
| 6 Jeffson, Andy | 13 MM-WI | 25.86 IL-R |
| B - Final | | |
| 7 Miles, Cale | 13 STAT-WI | 25.07 IL-R |
| 8 Komarov, Pavlo | 14 SAGE-IL | 25.41 IL-R |
| 9 Subasinghe, Yehan | 14 SAGE-IL | 25.89 IL-R |
| 10 Nicodemus, Trevor | 13 SPS-WI | 26.15 IL-R |
| 11 Brereton, Noah | 13 SAGE-IL | 26.24 IL-R |
| 12 Morton, Robert | 13 SAGE-IL | 26.46 5 |

Event 16 Boys 13-14 50 Yard Freestyle

Meet: 21.64 M 12/14/2013 Daniel S Krueger
23.89 13-14 IL-C IL 2020 SC Champ
24.69 13-14 WI13 -14
26.29 13-14 IL-R 2020 SC IL Regional

| Name | Age Team | Prelim Time |
|----------------------|------------|-------------|
| Preliminaries | | |
| 1 Rosario, Diego | 13 PAC-IL | 23.90 qWI13 |
| 2 Skominas, Vito | 14 STAT-WI | 25.46 qIL-R |
| 3 Mattison, Dietrich | 14 YDC-WI | 25.76 qIL-R |
| 4 Jeffson, Andy | 13 MM-WI | 25.89 qIL-R |
| 5 Drabczak, Alex | 13 PAC-IL | 25.94 qIL-R |
| 6 Kusevskis, Olin | 13 PAC-IL | 25.97 qIL-R |
| 7 Subasinghe, Yehan | 14 SAGE-IL | 26.45 q |
| *8 Nicodemus, Trevor | 13 SPS-WI | 26.49 q |
| *8 Morton, Robert | 13 SAGE-IL | 26.49 q |
| *10 Komarov, Pavlo | 14 SAGE-IL | 26.58 q |
| *10 Brereton, Noah | 13 SAGE-IL | 26.58 q |
| 12 Miles, Cale | 13 STAT-WI | 26.77 q |
| 13 Rupniewski, Simon | 13 SAGE-IL | 27.81 |
| 14 Olaru, Matt | 13 PAC-IL | 28.54 |
| 15 Gunnink, Elijah | 13 SPS-WI | 28.55 |
| 16 Tungol, Joshua | 14 SAGE-IL | 28.60 |
| 17 Yaun, Mason | 13 GCY-WI | 28.66 |
| 18 Krejcha, Tyler | 13 SPS-WI | 29.25 |
| 19 Mahoney, Kyler | 13 WAUN-WI | 29.42 |
| 20 Harms, Damian | 14 STAT-WI | 29.61 |
| 21 Roberts, Maxx | 14 GYD-WI | 29.88 |

| | | |
|-------------------------|------------|-------|
| 22 West, Owen | 13 STAT-WI | 30.02 |
| 23 Paccagnini, Aidan | 13 STAT-WI | 30.19 |
| 24 Anderson, Austin | 13 STAT-WI | 30.46 |
| 25 VanLandingham, Aiden | 13 BTDE-WI | 30.62 |
| 26 Abendroth, Aaron | 13 WAUN-WI | 31.33 |
| 27 Preston, Garrett | 13 STAT-WI | 31.75 |
| 28 Eidelman, Ryan | 13 PAC-IL | 31.93 |
| 29 Yonamine, Carter | 13 SAGE-IL | 35.19 |
| 30 Eck, Jack | 14 STAT-WI | 38.76 |
| --- Goodspeed, Sean | 14 BTDE-WI | DQ |
| --- Doll, Edan | 14 GCY-WI | NS |
| --- Bi, Lance | 14 PAC-IL | NS |
| --- Plautz, Liam | 14 PAC-IL | NS |
| --- Romack, Gage | 13 SCST-WI | NS |

Event 16 Boys 15 & Over 50 Yard Freestyle

Meet: 22.20 M 11/18/2018 Alex Schlueter
22.39 15&O IL-C IL 2020 SC Champ
23.19 15&O WI -Senior
24.59 15&O IL-R 2020 SC IL Regional

| Name | Age Team | Finals Time |
|-----------------------------|------------|-------------|
| A - Final | | |
| 1 Schlueter, Alex | 17 SAGE-IL | 21.93M IL-C |
| 2 Castro, Ben | 16 SAGE-IL | 22.60 WI |
| 3 Miles, Zain | 16 STAT-WI | 22.83 WI |
| 4 Vandy, Luke | 16 SAGE-IL | 23.01 WI |
| 5 Bartczyszyn, Michael, Jr. | 17 SAGE-IL | 23.48 IL-R |
| 6 Cebula, Kacper | 16 SAGE-IL | 23.72 IL-R |
| B - Final | | |
| 7 Phua, Ethan | 15 PAC-IL | 23.20 IL-R |
| 8 Mueller, Jeremy | 15 STAT-WI | 23.89 IL-R |
| 9 Yonamine, Grant | 16 SAGE-IL | 24.04 IL-R |
| 10 Seeger, Cole | 18 SAGE-IL | 24.07 IL-R |
| 11 Meighan, Zach | 15 GCY-WI | 24.36 IL-R |
| 12 Lorr, Logan | 17 SAGE-IL | 24.46 IL-R |

Event 16 Boys 15 & Over 50 Yard Freestyle

Meet: 22.20 M 11/18/2018 Alex Schlueter
22.39 15&O IL-C IL 2020 SC Champ
23.19 15&O WI -Senior
24.59 15&O IL-R 2020 SC IL Regional

| Name | Age Team | Prelim Time |
|-----------------------------|------------|--------------|
| Preliminaries | | |
| 1 Castro, Ben | 16 SAGE-IL | 22.82 qWI |
| 2 Schlueter, Alex | 17 SAGE-IL | 22.88 qWI |
| 3 Miles, Zain | 16 STAT-WI | 23.44 qIL-R |
| 4 Vandy, Luke | 16 SAGE-IL | 23.97 qIL-R |
| 5 Bartczyszyn, Michael, Jr. | 17 SAGE-IL | 23.99 qIL-R |
| 6 Cebula, Kacper | 16 SAGE-IL | 24.14 qIL-R |
| 7 Seeger, Cole | 18 SAGE-IL | J24.14 qIL-R |



STAT/WAVE 2019 Winter Classic, Sanction #: WI2019-525A

11/22-24/2019 BMHS Natatorium 25 Yards

Results

Preliminaries ... (Event 16 Boys 15 & Over 50 Yard Freestyle)

| Name | Age | Team | Prelim Time | |
|------------------------------|-----|---------|-------------|-------|
| 8 Yonamine, Grant | 16 | SAGE-IL | 24.45 | qIL-R |
| 9 Lorr, Logan | 17 | SAGE-IL | 24.50 | qIL-R |
| 10 Phua, Ethan | 15 | PAC-IL | 24.53 | qIL-R |
| 11 Mueller, Jeremy | 15 | STAT-WI | 24.54 | qIL-R |
| 12 Meighan, Zach | 15 | GCY-WI | 24.75 | q |
| 13 Dahlke, Logan | 18 | SAGE-IL | 24.92 | |
| 14 Sill, Benjamin | 15 | GCY-WI | 25.81 | |
| 15 Ramos, Tristan | 16 | STAT-WI | 25.98 | |
| 16 Preston, Grant | 16 | STAT-WI | 26.69 | |
| --- Lapointe St Georges, Max | 15 | PAC-IL | NS | |

Event 17 Girls 13-14 200 Yard Backstroke

Meet: 2:09.68 M 11/18/2017 Mckenzie E Hammer

2:13.29 13-14 IL-C IL 2020 SC Champ

2:17.49 13-14 WI13 -14

2:25.79 13-14 IL-R 2020 SC IL Regional

| Name | Age | Team | Finals Time | |
|----------------------|-------|---------|-------------|------|
| A - Final | | | | |
| 1 Sautebin, Alaina | 14 | WAUN-WI | 2:10.12 | IL-C |
| 29.79 | 32.49 | 34.30 | 33.54 | |
| 2 Schmeiser, Emily | 14 | WAUN-WI | 2:14.73 | WI13 |
| 32.36 | 33.89 | 34.41 | 34.07 | |
| 3 Rosenkvist, Kajsa | 14 | WAUN-WI | 2:16.40 | WI13 |
| 31.34 | 34.72 | 36.17 | 34.17 | |
| 4 Lake, Eleanor | 13 | WAUN-WI | 2:18.26 | IL-R |
| 32.03 | 34.67 | 35.83 | 35.73 | |
| 5 Oleson, Kaylee | 13 | WAUN-WI | 2:19.83 | IL-R |
| 33.34 | 35.42 | 36.00 | 35.07 | |
| 6 Hoesly, Riley | 13 | GCY-WI | 2:20.71 | IL-R |
| 34.00 | 35.91 | 35.68 | 35.12 | |
| B - Final | | | | |
| 7 Breyer, Lily | 14 | SPS-WI | 2:18.56 | IL-R |
| 33.45 | 35.38 | 35.10 | 34.63 | |
| 8 Rutcosky, Caroline | 13 | PAC-IL | 2:19.08 | IL-R |
| 32.74 | 35.44 | 36.07 | 34.83 | |
| 9 Fernandez, Natasha | 14 | SAGE-IL | 2:20.74 | IL-R |
| 33.21 | 35.48 | 36.41 | 35.64 | |
| 10 Deutsch, Isabella | 14 | PAC-IL | 2:21.53 | IL-R |
| 33.84 | 35.77 | 36.62 | 35.30 | |
| 11 Kramp, Kylie | 13 | GYD-WI | 2:23.41 | IL-R |
| 33.75 | 36.02 | 37.25 | 36.39 | |
| 12 Stute, Kenzie | 13 | WAUN-WI | 2:25.70 | IL-R |
| 34.23 | 36.56 | 37.28 | 37.63 | |

Event 17 Girls 13-14 200 Yard Backstroke

Meet: 2:09.68 M 11/18/2017 Mckenzie E Hammer

2:13.29 13-14 IL-C IL 2020 SC Champ

2:17.49 13-14 WI13 -14

2:25.79 13-14 IL-R 2020 SC IL Regional

| Name | Age | Team | Prelim Time | |
|-----------------------|-------|---------|-------------|-------|
| Preliminaries | | | | |
| 1 Sautebin, Alaina | 14 | WAUN-WI | 2:11.20 | qIL-C |
| 30.69 | 33.79 | 34.18 | 32.54 | |
| 2 Rosenkvist, Kajsa | 14 | WAUN-WI | 2:15.64 | qWI13 |
| 31.99 | 34.41 | 35.74 | 33.50 | |
| 3 Schmeiser, Emily | 14 | WAUN-WI | 2:19.16 | qIL-R |
| 33.37 | 34.62 | 35.99 | 35.18 | |
| 4 Oleson, Kaylee | 13 | WAUN-WI | 2:22.76 | qIL-R |
| 34.47 | 36.78 | 36.45 | 35.06 | |
| 5 Hoesly, Riley | 13 | GCY-WI | 2:23.07 | qIL-R |
| 34.04 | 36.81 | 36.90 | 35.32 | |
| 6 Lake, Eleanor | 13 | WAUN-WI | 2:23.10 | qIL-R |
| 32.92 | 36.36 | 37.41 | 36.41 | |
| 7 Breyer, Lily | 14 | SPS-WI | 2:24.46 | qIL-R |
| 34.67 | 36.31 | 36.82 | 36.66 | |
| 8 Fricano, Emma | 13 | PAC-IL | 2:24.91 | qIL-R |
| 34.90 | 36.57 | 37.06 | 36.38 | |
| 9 Fernandez, Natasha | 14 | SAGE-IL | 2:25.08 | qIL-R |
| 33.77 | 36.30 | 38.03 | 36.98 | |
| 10 Kramp, Kylie | 13 | GYD-WI | 2:25.11 | qIL-R |
| 34.23 | 36.35 | 37.41 | 37.12 | |
| 11 Stute, Kenzie | 13 | WAUN-WI | 2:25.43 | qIL-R |
| 35.09 | 36.72 | 37.02 | 36.60 | |
| 12 Deutsch, Isabella | 14 | PAC-IL | 2:26.12 | q |
| 34.80 | 37.43 | 37.47 | 36.42 | |
| 13 Rutcosky, Caroline | 13 | PAC-IL | 2:27.57 | |
| 35.24 | 37.53 | 37.98 | 36.82 | |
| 14 Sautebin, Maya | 13 | WAUN-WI | 2:27.61 | |
| 36.02 | 37.53 | 36.88 | 37.18 | |
| 15 Snook, Abby | 13 | SPS-WI | 2:28.06 | |
| 35.40 | 37.17 | 38.10 | 37.39 | |
| 16 Stampf, Mikaiya | 13 | SPS-WI | 2:29.37 | |
| 36.28 | 38.73 | 38.34 | 36.02 | |
| 17 Poddar, Prisha | 14 | SPS-WI | 2:29.39 | |
| 36.06 | 38.71 | 37.94 | 36.68 | |
| 18 Mulligan, Keeley | 13 | GCY-WI | 2:29.65 | |
| 35.99 | 38.83 | 38.33 | 36.50 | |
| 19 Castro, Olivia | 14 | SAGE-IL | 2:30.34 | |
| 34.09 | 37.84 | 39.41 | 39.00 | |
| 20 Miler, Anna | 13 | TOSA-WI | 2:30.77 | |
| 34.09 | 38.59 | 39.40 | 38.69 | |
| 21 Elgin, Jadyne | 13 | GCY-WI | 2:31.09 | |
| 35.69 | 38.24 | 38.98 | 38.18 | |



STAT/WAVE 2019 Winter Classic, Sanction #: WI2019-525A
11/22-24/2019 BMHS Natatorium 25 Yards

Results

Preliminaries ... (Event 17 Girls 13-14 200 Yard Backstroke

| Name | Age | Team | Prelim Time |
|----------------------|-------|---------|-------------|
| 22 Cunningham, Logan | 14 | SPS-WI | 2:31.22 |
| 37.62 | 38.97 | 37.96 | 36.67 |
| 23 Daman, Abigail | 14 | SAGE-IL | 2:32.95 |
| 35.81 | 38.57 | 39.54 | 39.03 |
| 24 Shields, Lily | 13 | STAT-WI | 2:34.40 |
| 36.83 | 38.76 | 39.57 | 39.24 |
| 25 Saladar, Ellie | 14 | BTDE-WI | 2:36.55 |
| 36.84 | 40.38 | 40.85 | 38.48 |
| 26 Resch, Mackenzie | 13 | SAGE-IL | 2:38.05 |
| 36.71 | 39.60 | 40.91 | 40.83 |
| 27 Saladar, Norah | 13 | BTDE-WI | 2:39.78 |
| 37.23 | 40.55 | 42.35 | 39.65 |
| 28 Abendroth, Jenna | 13 | WAUN-WI | 2:42.26 |
| 38.44 | 40.77 | 42.17 | 40.88 |
| 29 Seehawer, Paige | 13 | TOSA-WI | 2:47.72 |
| 39.92 | 42.68 | 43.39 | 41.73 |
| 30 Lenga, Shira | 13 | PAC-IL | 3:02.49 |
| 40.38 | 47.56 | 48.37 | 46.18 |
| 31 Cralam, Lizzie | 14 | WAUN-WI | 3:06.44 |
| 44.59 | 47.23 | 47.41 | 47.21 |
| --- Goodrich, Julia | 14 | PAC-IL | NS |
| --- Chen, Jennifer | 13 | PAC-IL | NS |

Event 17 Girls 15 & Over 200 Yard Backstroke

Meet: 2:09.75 M 11/17/2018 Faith Sill
2:10.29 15&O IL-C IL 2020 SC Champ
2:15.49 15&O WI -Senior
2:21.19 15&O IL-R 2020 SC IL Regional

| Name | Age | Team | Finals Time |
|------------------------|-------|---------|---------------|
| A - Final | | | |
| 1 Sill, Faith | 16 | GCY-WI | 2:03.94M IL-C |
| 30.15 | 31.09 | 31.38 | 31.32 |
| 2 Wolf, Carly | 18 | SAGE-IL | 2:11.66 WI |
| 30.51 | 32.86 | 34.24 | 34.05 |
| 3 Kolbunova, Liza | 15 | PAC-IL | 2:15.66 IL-R |
| 32.13 | 34.08 | 34.82 | 34.63 |
| 4 Gunnink, Ella | 17 | SPS-WI | 2:16.28 IL-R |
| 31.42 | 34.27 | 35.38 | 35.21 |
| 5 Parker, Ellie | 15 | SCST-WI | 2:22.72 14 |
| 32.69 | 35.77 | 37.32 | 36.94 |
| 6 Champeny-Johns, Lulu | 17 | BTDE-WI | 2:24.87 13 |
| 33.30 | 36.43 | 38.05 | 37.09 |
| B - Final | | | |
| 7 Newcomer, Anna | 16 | GCY-WI | 2:27.45 12 |
| 34.37 | 37.01 | 38.62 | 37.45 |
| 8 Kline, Grace | 15 | SPS-WI | 2:28.12 11 |
| 34.43 | 36.87 | 39.41 | 37.41 |
| 9 Winter, Emily | 15 | SPS-WI | 2:28.52 9 |
| 34.97 | 36.95 | 38.73 | 37.87 |

| | | | |
|-------------------|-------|--------|-----------|
| 10 Rufer, Taylor | 15 | GCY-WI | 2:29.93 7 |
| 35.98 | 37.99 | 37.97 | 37.99 |
| 11 Zander, Hannah | 15 | SPS-WI | 2:36.20 6 |
| 37.10 | 39.00 | 40.42 | 39.68 |

Event 17 Girls 15 & Over 200 Yard Backstroke

Meet: 2:09.75 M 11/17/2018 Faith Sill
2:10.29 15&O IL-C IL 2020 SC Champ
2:15.49 15&O WI -Senior
2:21.19 15&O IL-R 2020 SC IL Regional

| Name | Age | Team | Prelim Time |
|------------------------|-------|---------|----------------|
| Preliminaries | | | |
| 1 Sill, Faith | 16 | GCY-WI | 2:08.01M qIL-C |
| 30.89 | 31.52 | 32.31 | 33.29 |
| 2 Wolf, Carly | 18 | SAGE-IL | 2:12.77 qWI |
| 31.13 | 33.61 | 34.21 | 33.82 |
| 3 Gunnink, Ella | 17 | SPS-WI | 2:17.84 qIL-R |
| 32.67 | 35.06 | 35.55 | 34.56 |
| 4 Kolbunova, Liza | 15 | PAC-IL | 2:20.86 qIL-R |
| 34.06 | 35.25 | 35.73 | 35.82 |
| 5 Koser, Azia Lynn | 16 | SCST-WI | 2:23.68 q |
| 33.14 | 36.31 | 37.32 | 36.91 |
| 6 Parker, Ellie | 15 | SCST-WI | 2:24.12 q |
| 33.58 | 36.30 | 37.33 | 36.91 |
| 7 Champeny-Johns, Lulu | 17 | BTDE-WI | 2:27.38 q |
| 34.52 | 37.36 | 37.93 | 37.57 |
| 8 Winter, Emily | 15 | SPS-WI | 2:28.03 q |
| 35.56 | 37.69 | 37.97 | 36.81 |
| 9 Kline, Grace | 15 | SPS-WI | 2:29.08 q |
| 34.86 | 37.97 | 38.43 | 37.82 |
| 10 Newcomer, Anna | 16 | GCY-WI | 2:29.35 q |
| 36.02 | 37.94 | 38.15 | 37.24 |
| 11 Rufer, Taylor | 15 | GCY-WI | 2:31.39 q |
| 36.10 | 38.00 | 38.83 | 38.46 |
| 12 Zander, Hannah | 15 | SPS-WI | 2:38.06 q |
| 36.91 | 39.12 | 41.48 | 40.55 |
| --- Regalado, Elise | 15 | PAC-IL | NS |
| --- Erlandson, Kallen | 15 | WAUN-WI | NS |

Event 18 Boys 13-14 200 Yard Backstroke

Meet: 2:00.49 M 11/18/2017 Zach E Vinson
2:08.29 13-14 IL-C IL 2020 SC Champ
2:12.79 13-14 WI13 -14
2:21.19 13-14 IL-R 2020 SC IL Regional

| Name | Age | Team | Finals Time |
|-------------------|-------|---------|---------------|
| A - Final | | | |
| 1 Heinlein, Jaden | 14 | PAC-IL | 1:53.78M IL-C |
| 27.00 | 28.38 | 29.25 | 29.15 |
| 2 Watson, Drew | 13 | SAGE-IL | 2:13.83 IL-R |
| 31.06 | 34.24 | 34.18 | 34.35 |



STAT/WAVE 2019 Winter Classic, Sanction #: WI2019-525A
11/22-24/2019 BMHS Natatorium 25 Yards

Results

A - Final ... (Event 18 Boys 13-14 200 Yard Backstroke)

| Name | Age | Team | Finals Time | IL-R |
|-------------------|-------|--------|-------------|------|
| 3 Kusevskis, Olin | 13 | PAC-IL | 2:13.99 | IL-R |
| 31.58 | 34.67 | 34.26 | 33.48 | |
| 4 Braatz, Bennett | 13 | SPS-WI | 2:16.96 | IL-R |
| 31.91 | 35.06 | 35.65 | 34.34 | |
| 5 Drabczak, Alex | 13 | PAC-IL | 2:17.92 | IL-R |
| 31.48 | 34.34 | 36.55 | 35.55 | |
| 6 Wang, Felix | 13 | PAC-IL | 2:21.14 | IL-R |
| 32.20 | 35.78 | 37.02 | 36.14 | |

B - Final

| | | | | |
|---------------------|-------|---------|---------|----|
| 7 Langelund, Noah | 13 | GYD-WI | 2:24.52 | 12 |
| 33.52 | 37.03 | 38.19 | 35.78 | |
| 8 Peters, Tony | 13 | WAUN-WI | 2:26.03 | 11 |
| 35.25 | 37.95 | 37.26 | 35.57 | |
| 9 Jeffson, Andy | 13 | MM-WI | 2:38.95 | 9 |
| 36.74 | 41.04 | 43.47 | 37.70 | |
| 10 Abendroth, Aaron | 13 | WAUN-WI | 2:50.55 | 7 |
| 38.58 | 43.65 | 44.90 | 43.42 | |
| --- Johnson, Logan | 14 | STAT-WI | | NS |

Event 18 Boys 13-14 200 Yard Backstroke

Meet: 2:00.49 M 11/18/2017 Zach E Vinson
2:08.29 13-14 IL-C IL 2020 SC Champ
2:12.79 13-14 WI13 -14
2:21.19 13-14 IL-R 2020 SC IL Regional

| Name | Age | Team | Prelim Time | qIL-C |
|----------------------|-------|---------|-------------|-------|
| Preliminaries | | | | |
| 1 Heinlein, Jaden | 14 | PAC-IL | 1:56.47M | qIL-C |
| 27.51 | 28.81 | 30.53 | 29.62 | |
| 2 Kusevskis, Olin | 13 | PAC-IL | 2:14.27 | qIL-R |
| 32.09 | 33.95 | 35.61 | 32.62 | |
| 3 Watson, Drew | 13 | SAGE-IL | 2:14.88 | qIL-R |
| 30.75 | 34.45 | 35.22 | 34.46 | |
| 4 Braatz, Bennett | 13 | SPS-WI | 2:19.01 | qIL-R |
| 32.51 | 34.87 | 35.89 | 35.74 | |
| 5 Drabczak, Alex | 13 | PAC-IL | 2:20.74 | qIL-R |
| 32.98 | 35.38 | 36.85 | 35.53 | |
| 6 Wang, Felix | 13 | PAC-IL | 2:21.21 | q |
| 32.94 | 36.04 | 36.32 | 35.91 | |
| 7 Langelund, Noah | 13 | GYD-WI | 2:25.34 | q |
| 34.10 | 37.67 | 37.54 | 36.03 | |
| 8 Peters, Tony | 13 | WAUN-WI | 2:30.65 | q |
| 36.76 | 38.34 | 38.89 | 36.66 | |
| 9 Jeffson, Andy | 13 | MM-WI | 2:38.93 | q |
| 34.71 | 39.61 | 43.50 | 41.11 | |
| 10 Johnson, Logan | 14 | STAT-WI | 2:46.24 | q |
| 37.96 | 41.62 | 44.50 | 42.16 | |
| 11 Abendroth, Aaron | 13 | WAUN-WI | 2:53.87 | q |
| 40.36 | 45.01 | 44.71 | 43.79 | |

Event 18 Boys 15 & Over 200 Yard Backstroke

Meet: 2:00.44 M 11/18/2017 Quinton T Cynor
2:02.09 15&O IL-C IL 2020 SC Champ
2:06.49 15&O WI -Senior
2:14.69 15&O IL-R 2020 SC IL Regional

| Name | Age | Team | Finals Time | IL-C |
|----------------------|-------|---------|-------------|------|
| A - Final | | | | |
| 1 Cynor, Quinton | 17 | SAGE-IL | 1:51.84M | IL-C |
| 25.32 | 28.22 | 29.35 | 28.95 | |
| 2 Vinson, Zach | 16 | WAUN-WI | 1:57.94M | IL-C |
| 27.76 | 29.09 | 30.29 | 30.80 | |
| 3 Castro, Ben | 16 | SAGE-IL | 2:00.18M | IL-C |
| 27.56 | 30.44 | 31.21 | 30.97 | |
| 4 Siegmeier, Noah | 17 | SAGE-IL | 2:01.53 | IL-C |
| 28.49 | 30.60 | 31.40 | 31.04 | |
| 5 Kobza, Luke | 16 | WAUN-WI | 2:01.82 | IL-C |
| 28.76 | 30.90 | 31.61 | 30.55 | |
| 6 Richardson, Peyton | 17 | SAGE-IL | 2:02.53 | WI |
| 28.64 | 30.90 | 32.01 | 30.98 | |
| B - Final | | | | |
| 7 Sanahurskyj, Danny | 15 | SAGE-IL | 2:05.35 | WI |
| 29.70 | 31.59 | 32.15 | 31.91 | |
| 8 Matthias, J.T. | 17 | SAGE-IL | 2:08.69 | IL-R |
| 30.44 | 32.66 | 32.84 | 32.75 | |
| 9 Vandy, Luke | 16 | SAGE-IL | 2:11.40 | IL-R |
| 30.31 | 32.83 | 33.96 | 34.30 | |
| 10 Taller, Zackary | 15 | SAGE-IL | 2:17.24 | 7 |
| 32.20 | 34.75 | 35.39 | 34.90 | |

Event 18 Boys 15 & Over 200 Yard Backstroke

Meet: 2:00.44 M 11/18/2017 Quinton T Cynor
2:02.09 15&O IL-C IL 2020 SC Champ
2:06.49 15&O WI -Senior
2:14.69 15&O IL-R 2020 SC IL Regional

| Name | Age | Team | Prelim Time | qIL-C |
|----------------------|-------|---------|-------------|-------|
| Preliminaries | | | | |
| 1 Cynor, Quinton | 17 | SAGE-IL | 1:58.24M | qIL-C |
| 26.59 | 29.80 | 31.14 | 30.71 | |
| 2 Siegmeier, Noah | 17 | SAGE-IL | 2:01.09 | qIL-C |
| 28.56 | 30.64 | 31.05 | 30.84 | |
| 3 Castro, Ben | 16 | SAGE-IL | 2:01.55 | qIL-C |
| 28.52 | 30.72 | 30.98 | 31.33 | |
| 4 Kobza, Luke | 16 | WAUN-WI | 2:02.75 | qWI |
| 29.56 | 31.12 | 31.40 | 30.67 | |
| 5 Richardson, Peyton | 17 | SAGE-IL | 2:03.76 | qWI |
| 29.05 | 31.35 | 32.02 | 31.34 | |
| 6 Vinson, Zach | 16 | WAUN-WI | 2:04.35 | qWI |
| 29.41 | 31.28 | 31.72 | 31.94 | |



STAT/WAVE 2019 Winter Classic, Sanction #: WI2019-525A

11/22-24/2019 BMHS Natatorium 25 Yards

Results

Preliminaries ... (Event 18 Boys 15 & Over 200 Yard Backst

| Name | Age | Team | Prelim Time | |
|------------------------------|-------|---------|-------------|-------|
| 7 Sanahurskyj, Danny | 15 | SAGE-IL | 2:11.49 | qIL-R |
| 30.85 | 32.89 | 33.95 | 33.80 | |
| 8 Vandy, Luke | 16 | SAGE-IL | 2:13.34 | qIL-R |
| 30.11 | 32.92 | 35.13 | 35.18 | |
| 9 Matthias, J.T. | 17 | SAGE-IL | 2:15.65 | q |
| 32.04 | 34.21 | 34.99 | 34.41 | |
| 10 Taller, Zackary | 15 | SAGE-IL | 2:20.63 | q |
| 33.39 | 35.04 | 36.38 | 35.82 | |
| 11 McCook, Ollie | 15 | WAUN-WI | 2:26.50 | q |
| 34.61 | 37.07 | 37.73 | 37.09 | |
| --- Boelens, Michael | 15 | SAGE-IL | | DQ |
| 28.18 | 30.94 | 31.74 | 31.77 | |
| --- Lapointe St Georges, Max | 15 | PAC-IL | | NS |

Event 19 Girls 200 Yard Medley Relay

Meet: 1:55.08 M 11/17/2018 Green County YMCA Gators

F Sill, M Hammer, A Roelli, M Erstad

| Team | Relay | Finals Time | |
|-------------------------|------------------------|-------------|-------|
| 1 WAUN-WI | A | 1:55.22 | 40 |
| 1) Sautebin, Alaina 14 | 2) Beckman, Amanda 14 | | |
| 3) Peters, Kaitlyn 16 | 4) Lake, Eleanor 13 | | |
| 28.83 | 33.64 | 26.99 | 25.76 |
| 2 SAGE-IL | A | 1:55.95 | 34 |
| 1) Wolf, Carly 18 | 2) Fogo, Kaitlyn 17 | | |
| 3) Gomez, Atzi 16 | 4) Resch, Mackenzie 13 | | |
| 29.56 | 32.27 | 26.78 | 27.34 |
| 3 SPS-WI | A | 1:58.26 | 32 |
| 1) Gunnink, Ella 17 | 2) Snook, Abby 13 | | |
| 3) Pavelski, Ruthie 14 | 4) Krejcha, Abby 16 | | |
| 29.64 | 35.04 | 27.37 | 26.21 |
| 4 SAGE-IL | B | 1:59.52 | 30 |
| 1) Castro, Olivia 14 | 2) Zelikman, Abi 14 | | |
| 3) Watson, Avery 13 | 4) Garrard, Ashley 14 | | |
| 31.85 | 32.59 | 28.41 | 26.67 |
| 5 WAUN-WI | B | 2:00.82 | 28 |
| 1) Rosenkvist, Kajsa 14 | 2) Blitz, Grace 14 | | |
| 3) Oleson, Kaylee 13 | 4) Bound, Brooke 15 | | |
| 30.48 | 33.83 | 29.81 | 26.70 |
| 6 GCY-WI | A | 2:01.32 | 26 |
| 1) Sill, Faith 16 | 2) Newcomer, Anna 16 | | |
| 3) Hoesly, Riley 13 | 4) Mulligan, Keeley 13 | | |
| 31.16 | 34.35 | 27.01 | 28.80 |
| 7 SPS-WI | B | 2:03.68 | 24 |
| 1) Breyer, Lily 14 | 2) Reeder, Ellie 15 | | |
| 3) Gunnink, Lila 13 | 4) Zander, Hannah 15 | | |
| 31.32 | 34.50 | 31.45 | 26.41 |
| 8 STAT-WI | A | 2:04.69 | 22 |
| 1) Shields, Lily 13 | 2) Hayes, Ava 13 | | |
| 3) Miles, Avery 13 | 4) Shields, Zoe 13 | | |
| 36.72 | 31.84 | 28.52 | 27.61 |

| | | | |
|--------------------------|---------------------------|---------|-------|
| 9 SAGE-IL | C | 2:05.99 | 18 |
| 1) Fernandez, Natasha 14 | 2) Chesney, Cora 14 | | |
| 3) Tramuta, Alyssa 15 | 4) Harmsen, Kelsey 15 | | |
| 32.56 | 35.67 | 30.09 | 27.67 |
| 10 PAC-IL | A | 2:06.19 | 14 |
| 1) Rutcosky, Caroline 13 | 2) Lenga, Shira 13 | | |
| 3) Kolbunova, Liza 15 | 4) Kirova, Stephanie 14 | | |
| 31.67 | 37.50 | 30.41 | 26.61 |
| 11 SPS-WI | C | 2:06.41 | 12 |
| 1) Winter, Emily 15 | 2) Cunningham, Logan 14 | | |
| 3) Snook, Bella 16 | 4) Sletten, Nicole 17 | | |
| 32.42 | 36.93 | 29.89 | 27.17 |
| 12 WAUN-WI | C | 2:06.69 | 10 |
| 1) Sautebin, Maya 13 | 2) Stute, Kenzie 13 | | |
| 3) Reihl, Anna 15 | 4) Schmeiser, Emily 14 | | |
| 33.18 | 35.73 | 29.80 | 27.98 |
| 13 YDC-WI | A | 2:07.67 | 8 |
| 1) Osthelder, Ellen 14 | 2) Chikowero, Makena 15 | | |
| 3) Wedige, Zinnia 13 | 4) Anderson, Rialea 16 | | |
| 31.05 | 37.35 | 31.40 | 27.87 |
| 14 SCST-WI | A | 2:09.45 | 6 |
| 1) Parker, Ellie 15 | 2) Van Berkum, Maya 14 | | |
| 3) Koser, Azia Lynn 16 | 4) Sitter, Kailee 17 | | |
| 31.84 | 40.54 | 28.51 | 28.56 |
| 15 WAUN-WI | D | 2:09.69 | 4 |
| 1) Abendroth, Jenna 13 | 2) Sprunger, Elizabeth 13 | | |
| 3) Schumacher, Sydney 15 | 4) Pauls, Tessa 16 | | |
| 34.45 | 36.30 | 31.42 | 27.52 |
| 16 SPS-WI | D | 2:10.12 | 2 |
| 1) Poddar, Prisha 14 | 2) Van De Wiel, Nora 16 | | |
| 3) Stampf, Mikaiya 13 | 4) Hessling, Hattie 13 | | |
| 33.37 | 37.38 | 31.47 | 27.90 |
| 17 BTDE-WI | B | 2:12.91 | |
| 1) Saladar, Ellie 14 | 2) Jacobson, McKenzie 15 | | |
| 3) Jackson, Prasia 16 | 4) Landon, Kristyn 16 | | |
| 34.39 | 35.93 | 33.63 | 28.96 |
| 18 SPS-WI | E | 2:16.01 | |
| 1) Diers, Laine 13 | 2) Pertzborn, Gabby 13 | | |
| 3) Lange, Kate 13 | 4) Kline, Grace 15 | | |
| 35.23 | 38.88 | 32.64 | 29.26 |
| 19 MM-WI | A | 2:17.08 | |
| 1) Krause, Jasmine 14 | 2) Fladhammer, Jade 14 | | |
| 3) Carr, Kennedy 15 | 4) Woletz, Chelsea 14 | | |
| 35.31 | 38.92 | 33.56 | 29.29 |
| 20 WAUN-WI | E | 2:29.28 | |
| 1) Goulette, Macy 13 | 2) Lyons, Mary 14 | | |
| 3) Erlandson, Kallen 15 | 4) Kittell, Elena 15 | | |
| 40.75 | 42.11 | 34.36 | 32.06 |
| --- STAT-WI | B | | DQ |
| 1) Mar, Natalie 15 | 2) Goldhagen, Amber 14 | | |
| 3) Kastner, Emily 13 | 4) Bryer, Paige 13 | | |
| 33.51 | 34.52 | 39.48 | 29.37 |



STAT/WAVE 2019 Winter Classic, Sanction #: WI2019-525A

11/22-24/2019 BMHS Natatorium 25 Yards

Results

(Event 19 Girls 200 Yard Medley Relay)

| Team | Relay | Finals Time |
|----------------------------|---------------------------|-------------|
| --- BTDE-WI | A | DQ |
| 1) Champeny-Johns, Lulu 17 | 2) Prowse, Sydney 16 | |
| 3) Saladar, Norah 13 | 4) Champeny-Johns, Bea 17 | |
| 30.81 35.16 | 30.88 26.00 | |
| --- PAC-IL | B | NS |

Event 20 Boys 200 Yard Medley Relay

Meet: 1:41.50 M 11/17/2018 Sage YMCA Piranhas

N Siegmeier, K Cebula, B Castro, Q Cynor

| Team | Relay | Finals Time |
|--------------------------|---------------------------------|-------------|
| 1 SAGE-IL | A | 1:38.15M 40 |
| 1) Cynor, Quinton 17 | 2) Siegmeier, Noah 17 | |
| 3) Richardson, Peyton 17 | 4) Schlueter, Alex 17 | |
| 23.66 28.88 | 23.65 21.96 | |
| 2 SAGE-IL | B | 1:44.54 34 |
| 1) Boelens, Michael 15 | 2) Seeger, Cole 18 | |
| 3) Castro, Ben 16 | 4) Bartczyszyn, Michael, Jr. 17 | |
| 27.22 29.72 | 23.69 23.91 | |
| 3 PAC-IL | A | 1:44.55 32 |
| 1) Heinlein, Jaden 14 | 2) Zhang, Colin 13 | |
| 3) Rosario, Diego 13 | 4) Phua, Ethan 15 | |
| 26.65 29.92 | 25.30 22.68 | |
| 4 SAGE-IL | C | 1:49.28 30 |
| 1) Schlueter, Dom 15 | 2) Zielinski, Dexter 14 | |
| 3) Sanahurskyj, Danny 15 | 4) Yonamine, Grant 16 | |
| 27.80 32.20 | 25.51 23.77 | |
| 5 WAUN-WI | A | 1:49.41 28 |
| 26.79 30.57 | 25.93 26.12 | |
| 6 STAT-WI | A | 1:53.10 26 |
| 1) Skominas, Vito 14 | 2) Miles, Cale 13 | |
| 3) Mueller, Jeremy 15 | 4) Miles, Zain 16 | |
| 30.33 32.85 | 25.53 24.39 | |
| 7 PAC-IL | B | 1:58.01 24 |
| 1) Kusevskis, Olin 13 | 2) Wang, Felix 13 | |
| 3) Drabczak, Alex 13 | 4) Olaru, Matt 13 | |
| 29.14 32.79 | 28.57 27.51 | |
| 8 STAT-WI | B | 2:02.07 22 |
| 1) West, Owen 13 | 2) Ramos, Tristan 16 | |
| 3) Preston, Grant 16 | 4) Johnson, Logan 14 | |
| 34.39 31.62 | 28.91 27.15 | |
| 9 SPS-WI | A | 2:05.41 18 |
| 1) Gunnink, Elijah 13 | 2) Braatz, Bennett 13 | |
| 3) Nicodemus, Trevor 13 | 4) Krejcha, Tyler 13 | |
| 34.09 33.30 | 29.32 28.70 | |
| 10 STAT-WI | C | 2:25.44 14 |
| 1) Anderson, Austin 13 | 2) Preston, Garrett 13 | |
| 3) Paccagnini, Aidan 13 | 4) Harms, Damian 14 | |
| 37.40 42.63 | 36.84 28.57 | |

Event 21 Girls 13-14 500 Yard Freestyle

Meet: 5:18.77 M 12/14/2013 Madelynn G Marunde

5:22.69 13-14 IL-C IL 2020 SC Champ

5:26.39 13-14 WI13 -14

5:53.59 13-14 IL-R 2020 SC IL Regional

| Name | Age | Team | Finals Time |
|---------------------|-------|---------|--------------|
| 1 Pavelski, Ruthie | 14 | SPS-WI | 5:21.83 IL-C |
| 29.32 | 32.98 | 33.26 | 33.25 |
| 32.73 | 32.90 | 32.80 | 32.28 |
| 31.90 | 30.41 | | |
| 2 Schmeiser, Emily | 14 | WAUN-WI | 5:28.96 IL-R |
| 29.50 | 32.66 | 33.47 | 33.55 |
| 33.58 | 33.76 | 33.84 | 33.36 |
| 33.19 | 32.05 | | |
| 3 Beckman, Amanda | 14 | WAUN-WI | 5:30.80 IL-R |
| 29.37 | 32.41 | 33.14 | 34.02 |
| 33.85 | 34.09 | 34.06 | 33.78 |
| 33.82 | 32.26 | | |
| 4 Rosenkvist, Kajsa | 14 | WAUN-WI | 5:31.28 IL-R |
| 29.81 | 32.86 | 33.82 | 34.58 |
| 33.74 | 33.58 | 33.95 | 33.91 |
| 33.34 | 31.69 | | |
| 5 Zelikman, Abi | 14 | SAGE-IL | 5:33.45 IL-R |
| 29.35 | 32.92 | 34.09 | 34.19 |
| 34.34 | 34.25 | 33.98 | 34.33 |
| 33.90 | 32.10 | | |
| 6 Watson, Avery | 13 | SAGE-IL | 5:33.76 IL-R |
| 29.70 | 33.15 | 33.75 | 34.11 |
| 34.02 | 34.36 | 34.70 | 34.39 |
| 34.39 | 31.19 | | |
| 7 Garrard, Ashley | 14 | SAGE-IL | 5:33.82 IL-R |
| 29.86 | 33.23 | 33.59 | 33.39 |
| 34.10 | 34.19 | 34.31 | 34.53 |
| 34.33 | 32.29 | | |
| 8 Lake, Eleanor | 13 | WAUN-WI | 5:34.23 IL-R |
| 29.99 | 33.45 | 33.66 | 34.05 |
| 34.23 | 34.34 | 34.61 | 34.09 |
| 33.95 | 31.86 | | |
| 9 Osthelder, Ellen | 14 | YDC-WI | 5:38.80 IL-R |
| 31.51 | 34.52 | 34.68 | 34.94 |
| 34.29 | 34.63 | 34.15 | 33.97 |
| 33.72 | 32.39 | | |
| 10 Shields, Zoe | 13 | STAT-WI | 5:54.17 7 |
| 29.83 | 33.23 | 34.40 | 35.98 |
| 36.78 | 37.21 | 38.06 | 37.19 |
| 36.04 | 35.45 | | |
| 11 Pertzborn, Gabby | 13 | SPS-WI | 6:02.53 6 |
| 33.71 | 35.96 | 36.77 | 36.71 |
| 36.46 | 37.06 | 37.11 | 36.80 |
| 36.81 | 35.14 | | |



STAT/WAVE 2019 Winter Classic, Sanction #: WI2019-525A

11/22-24/2019 BMHS Natatorium 25 Yards

Results

(Event 21 Girls 13-14 500 Yard Freestyle)

| Name | Age | Team | Finals Time | |
|----------------------|-------|---------|-------------|---|
| 12 Wedige, Zinnia | 13 | YDC-WI | 6:04.37 | 5 |
| 32.76 | 36.33 | 36.57 | 37.37 | |
| 37.40 | 37.15 | 37.00 | 37.19 | |
| 36.77 | 35.83 | | | |
| 13 Hayes, Ava | 13 | STAT-WI | 6:07.00 | 4 |
| 32.72 | 36.64 | 37.19 | 37.11 | |
| 37.48 | 37.61 | 37.91 | 37.75 | |
| 36.93 | 35.66 | | | |
| 14 Sautebin, Maya | 13 | WAUN-WI | 6:09.73 | 3 |
| 32.55 | 36.74 | 38.05 | 38.33 | |
| 38.41 | 37.74 | 37.45 | 37.81 | |
| 38.09 | 34.56 | | | |
| 15 Gunnink, Lila | 13 | SPS-WI | 6:10.66 | 2 |
| 33.14 | 36.65 | 37.44 | 37.96 | |
| 37.71 | 37.74 | 37.70 | 38.03 | |
| 37.89 | 36.40 | | | |
| 16 Urzagaste, Bella | 13 | YDC-WI | 6:13.27 | 1 |
| 32.95 | 37.30 | 37.83 | 37.59 | |
| 38.90 | 38.53 | 38.79 | 39.15 | |
| 36.44 | 35.79 | | | |
| 17 Fladhammer, Jade | 14 | MM-WI | 6:21.11 | |
| 33.96 | 37.51 | 39.49 | 39.34 | |
| 39.70 | 39.70 | 39.38 | 38.36 | |
| 37.75 | 35.92 | | | |
| 18 Guerrero, Matilda | 13 | SAGE-IL | 6:22.98 | |
| 32.98 | 36.96 | 37.86 | 38.45 | |
| 38.98 | 39.84 | 40.59 | 40.49 | |
| 39.58 | 37.25 | | | |
| 19 Hessling, Hattie | 13 | SPS-WI | 6:23.13 | |
| 33.43 | 36.21 | 38.25 | 39.12 | |
| 38.96 | 38.82 | 40.20 | 40.46 | |
| 40.24 | 37.44 | | | |
| 20 Lack, Jordan | 13 | SAGE-IL | 6:31.49 | |
| 33.12 | 38.18 | 38.83 | 40.19 | |
| 40.81 | 40.63 | 40.94 | 41.15 | |
| 39.80 | 37.84 | | | |
| 21 Biksacky, Lila | 14 | SPS-WI | 6:31.81 | |
| 34.58 | 39.12 | 40.05 | 40.18 | |
| 40.29 | 40.50 | 39.83 | 40.73 | |
| 39.90 | 36.63 | | | |
| 22 Lange, Kate | 13 | SPS-WI | 6:31.90 | |
| 34.56 | 38.59 | 40.29 | 39.78 | |
| 40.37 | 40.58 | 41.21 | 39.80 | |
| 39.65 | 37.07 | | | |
| 23 Diers, Lainee | 13 | SPS-WI | 6:37.75 | |
| 34.69 | 39.88 | 41.46 | 41.49 | |
| 41.96 | 40.94 | 40.93 | 39.67 | |
| 39.31 | 37.42 | | | |

| | | | |
|--------------------|-------|---------|---------|
| 24 Goulette, Macy | 13 | WAUN-WI | 6:41.83 |
| 35.78 | 40.65 | 40.81 | 41.43 |
| 41.45 | 39.38 | 41.85 | 39.59 |
| 40.62 | 40.27 | | |
| 25 Bryer, Paige | 13 | STAT-WI | 6:52.71 |
| 35.17 | 40.67 | 41.38 | 42.81 |
| 42.80 | 43.40 | 43.25 | 42.72 |
| 41.13 | 39.38 | | |
| 26 Kastner, Emily | 13 | STAT-WI | 7:02.92 |
| 37.20 | 42.17 | 42.56 | 43.35 |
| 43.47 | 43.36 | 42.85 | 43.88 |
| 42.68 | 41.40 | | |
| 27 Jacot, Savannah | 13 | BTDE-WI | 7:27.17 |
| 37.35 | 42.40 | 43.46 | 44.13 |
| 45.92 | 46.65 | 48.12 | 48.52 |
| 46.69 | 43.93 | | |

Event 21 Girls 15 & Over 500 Yard Freestyle

Meet: 5:05.78 M 11/18/2017 Payton K Lange

5:11.99 15&O IL-C IL 2020 SC Champ

5:18.59 15&O WI -Senior

5:44.99 15&O IL-R 2020 SC IL Regional

| Name | Age | Team | Finals Time | |
|---------------------|-------|---------|-------------|------|
| 1 Gomez, Atzi | 16 | SAGE-IL | 5:17.35 | WI |
| 28.64 | 31.88 | 31.76 | 31.59 | |
| 32.34 | 32.39 | 32.84 | 32.33 | |
| 32.07 | 31.51 | | | |
| 2 Peters, Kaitlyn | 16 | WAUN-WI | 5:21.59 | IL-R |
| 28.29 | 31.19 | 32.35 | 32.39 | |
| 32.51 | 32.71 | 33.00 | 32.86 | |
| 33.49 | 32.80 | | | |
| 3 Salinas, Raquel | 16 | SAGE-IL | 5:24.06 | IL-R |
| 28.70 | 31.85 | 32.79 | 32.85 | |
| 33.23 | 33.31 | 33.31 | 33.59 | |
| 32.50 | 31.93 | | | |
| 4 Parker, Ellie | 15 | SCST-WI | 5:27.73 | IL-R |
| 28.65 | 32.64 | 33.55 | 33.16 | |
| 33.46 | 34.17 | 33.37 | 33.57 | |
| 33.37 | 31.79 | | | |
| 5 Anderson, Rialely | 16 | YDC-WI | 5:33.43 | IL-R |
| 30.00 | 33.63 | 34.12 | 33.81 | |
| 33.93 | 33.87 | 33.90 | 33.95 | |
| 33.75 | 32.47 | | | |
| 6 Snook, Bella | 16 | SPS-WI | 5:41.90 | IL-R |
| 29.87 | 33.21 | 34.86 | 34.61 | |
| 34.64 | 35.54 | 34.54 | 35.54 | |
| 35.18 | 33.91 | | | |
| 7 Krejcha, Abby | 16 | SPS-WI | 5:48.74 | 12 |
| 30.25 | 33.64 | 35.53 | 35.44 | |
| 35.38 | 35.88 | 35.91 | 35.86 | |
| 35.85 | 35.00 | | | |



STAT/WAVE 2019 Winter Classic, Sanction #: WI2019-525A

11/22-24/2019 BMHS Natatorium 25 Yards

Results

(Event 21 Girls 15 & Over 500 Yard Freestyle)

| Name | Age | Team | Finals Time | |
|---------------------|-----|---------|-------------|-------|
| 8 Sitter, Kailee | 17 | SCST-WI | 5:50.71 | 11 |
| | | | 32.29 | 34.89 |
| | | | 35.33 | 35.53 |
| | | | 35.66 | 35.46 |
| | | | 35.82 | 35.51 |
| | | | 35.50 | 34.72 |
| 9 Van De Wiel, Nora | 16 | SPS-WI | 5:51.47 | 9 |
| | | | 31.25 | 34.20 |
| | | | 35.53 | 35.91 |
| | | | 36.19 | 35.37 |
| | | | 35.89 | 36.17 |
| 10 Wolf, Jackie | 16 | SAGE-IL | 5:58.15 | 7 |
| | | | 31.13 | 34.42 |
| | | | 37.21 | 37.36 |
| | | | 35.95 | 34.95 |
| | | | 36.61 | 36.98 |
| | | | 37.00 | 36.54 |
| 11 Tramuta, Alyssa | 15 | SAGE-IL | 6:01.41 | 6 |
| | | | 31.06 | 34.42 |
| | | | 36.97 | 37.20 |
| | | | 37.63 | 36.82 |
| | | | 35.70 | 36.28 |
| | | | 37.59 | 37.74 |
| 12 Bound, Brooke | 15 | WAUN-WI | 6:06.39 | 5 |
| | | | 33.21 | 37.88 |
| | | | 37.17 | 37.39 |
| | | | 36.93 | 34.85 |
| | | | 37.74 | 37.50 |
| | | | 36.53 | 37.19 |
| 13 Sletten, Nicole | 17 | SPS-WI | 6:06.65 | 4 |
| | | | 32.81 | 36.44 |
| | | | 37.32 | 37.81 |
| | | | 37.27 | 37.06 |
| | | | 36.64 | 37.55 |
| | | | 36.67 | 37.08 |
| 14 Greenlee, Sydney | 15 | BTDE-WI | 6:51.76 | 3 |
| | | | 33.66 | 38.57 |
| | | | 43.00 | 42.29 |
| | | | 43.96 | 39.37 |
| | | | 41.68 | 42.39 |
| | | | 42.95 | 43.89 |

Event 22 Boys 13-14 500 Yard Freestyle

Meet: 5:08.75 M 11/18/2017 Nathan B Mudry

5:07.59 13-14 IL-C IL 2020 SC Champ

5:19.49 13-14 WI13 -14

5:35.19 13-14 IL-R 2020 SC IL Regional

| Name | Age | Team | Finals Time | |
|---------------------|-----|---------|-------------|-------|
| 1 Heinlein, Jaden | 14 | PAC-IL | 4:51.30M | IL-C |
| | | | 25.78 | 28.50 |
| | | | 30.14 | 29.67 |
| | | | 29.55 | 28.02 |
| | | | 29.44 | 29.85 |
| | | | 29.98 | 30.37 |
| 2 Zielinski, Dexter | 14 | SAGE-IL | 5:06.80M | IL-C |
| | | | 27.11 | 29.98 |
| | | | 31.19 | 31.43 |
| | | | 31.47 | 30.41 |
| | | | 30.71 | 30.88 |
| | | | 31.73 | 31.89 |
| 3 Zhang, Colin | 13 | PAC-IL | 5:13.68 | WI13 |
| | | | 27.90 | 31.07 |
| | | | 32.19 | 32.27 |
| | | | 31.98 | 29.83 |
| | | | 32.19 | 31.82 |
| | | | 32.40 | 32.03 |

| | | | | |
|---------------------|----|---------|---------|-------|
| 4 Watson, Drew | 13 | SAGE-IL | 5:22.18 | IL-R |
| | | | 28.85 | 31.80 |
| | | | 32.27 | 32.83 |
| | | | 33.18 | 32.46 |
| | | | 32.42 | 32.23 |
| | | | 32.87 | 33.27 |
| 5 Skominas, Vito | 14 | STAT-WI | 5:37.05 | 14 |
| | | | 28.09 | 32.33 |
| | | | 34.16 | 35.78 |
| | | | 35.95 | 32.22 |
| | | | 33.71 | 34.36 |
| | | | 35.20 | 35.25 |
| 6 Nicodemus, Trevor | 13 | SPS-WI | 5:41.95 | 13 |
| | | | 30.54 | 34.43 |
| | | | 34.63 | 34.32 |
| | | | 34.66 | 32.65 |
| | | | 35.43 | 35.01 |
| | | | 35.66 | 34.62 |
| 7 Langelund, Noah | 13 | GYD-WI | 5:48.90 | 12 |
| | | | 30.70 | 35.39 |
| | | | 35.96 | 35.65 |
| | | | 35.28 | 33.24 |
| | | | 35.74 | 35.66 |
| | | | 35.91 | 35.37 |
| 8 Mahoney, Kyler | 13 | WAUN-WI | 6:02.94 | 11 |
| | | | 31.85 | 35.62 |
| | | | 37.30 | 37.33 |
| | | | 37.24 | 34.22 |
| | | | 36.76 | 37.78 |
| | | | 37.71 | 37.13 |
| 9 Staff, Erik | 13 | MM-WI | 6:03.07 | 9 |
| | | | 31.45 | 36.00 |
| | | | 36.39 | 37.18 |
| | | | 38.09 | 36.17 |
| | | | 36.25 | 36.15 |
| | | | 37.58 | 37.81 |
| 10 Krejcha, Tyler | 13 | SPS-WI | 6:46.55 | 7 |
| | | | 36.26 | 40.31 |
| | | | 41.60 | 43.53 |
| | | | 40.47 | 37.74 |
| | | | 41.26 | 41.82 |
| | | | 41.61 | 41.95 |

Event 22 Boys 15 & Over 500 Yard Freestyle

Meet: 4:42.34 M 11/17/2018 Quinton Cynor

4:51.49 15&O IL-C IL 2020 SC Champ

4:58.69 15&O WI -Senior

5:21.79 15&O IL-R 2020 SC IL Regional

| Name | Age | Team | Finals Time | |
|----------------------|-----|---------|-------------|-------|
| 1 Sanahurskyj, Danny | 15 | SAGE-IL | 4:54.39 | WI |
| | | | 27.41 | 29.18 |
| | | | 30.17 | 30.06 |
| | | | 29.59 | 28.17 |
| | | | 29.85 | 30.07 |
| | | | 30.08 | 29.81 |
| 2 Richardson, Peyton | 17 | SAGE-IL | 4:54.71 | WI |
| | | | 26.48 | 28.78 |
| | | | 30.38 | 30.62 |
| | | | 29.79 | 28.00 |
| | | | 29.52 | 30.17 |
| | | | 30.52 | 30.45 |
| 3 Vinson, Zach | 16 | WAUN-WI | 4:56.16 | WI |
| | | | 27.41 | 29.39 |
| | | | 30.25 | 30.24 |
| | | | 29.81 | 28.46 |
| | | | 30.08 | 30.31 |
| | | | 30.14 | 30.07 |
| 4 Kobza, Luke | 16 | WAUN-WI | 4:57.73 | WI |
| | | | 26.57 | 29.19 |
| | | | 30.92 | 30.63 |
| | | | 30.11 | 28.50 |
| | | | 30.19 | 30.63 |
| | | | 30.21 | 30.78 |



STAT/WAVE 2019 Winter Classic, Sanction #: WI2019-525A
11/22-24/2019 BMHS Natatorium 25 Yards

Results

(Event 22 Boys 15 & Over 500 Yard Freestyle)

| Name | Age | Team | Finals Time | | |
|----------------------------|-----|---------|-------------|-------|-------------|
| 5 Dahlke, Logan | 18 | SAGE-IL | 5:05.21 | IL-R | |
| | | | 26.31 | 29.48 | 31.17 31.16 |
| | | | 31.25 | 31.44 | 31.73 31.99 |
| | | | 31.47 | 29.21 | |
| 6 Schlueter, Dom | 15 | SAGE-IL | 5:07.02 | IL-R | |
| | | | 27.09 | 30.00 | 30.93 31.50 |
| | | | 31.47 | 32.07 | 32.04 32.40 |
| | | | 31.18 | 28.34 | |
| 7 Busse, Paul | 16 | WAUN-WI | 5:07.51 | IL-R | |
| | | | 27.69 | 29.83 | 30.77 31.27 |
| | | | 31.29 | 31.49 | 31.52 31.27 |
| | | | 31.51 | 30.87 | |
| 8 Bartzyszyn, Michael, Jr. | 17 | SAGE-IL | 5:08.19 | IL-R | |
| | | | 26.97 | 30.31 | 31.46 31.37 |
| | | | 31.46 | 31.67 | 31.97 32.05 |
| | | | 32.16 | 28.77 | |
| 9 Lorr, Logan | 17 | SAGE-IL | 5:20.37 | IL-R | |
| | | | 27.06 | 30.08 | 31.09 32.31 |
| | | | 33.12 | 33.41 | 33.43 33.24 |
| | | | 33.73 | 32.90 | |
| 10 Matthias, J.T. | 17 | SAGE-IL | 5:26.45 | 7 | |
| | | | 28.96 | 31.86 | 32.49 32.77 |
| | | | 33.09 | 33.27 | 33.92 33.75 |
| | | | 33.63 | 32.71 | |
| 11 Bentley, Cameron | 18 | SAGE-IL | 5:32.82 | 6 | |
| | | | 29.06 | 32.33 | 33.30 33.55 |
| | | | 34.48 | 34.32 | 34.12 34.39 |
| | | | 33.87 | 33.40 | |
| 12 Miles, Zain | 16 | STAT-WI | 5:39.47 | 5 | |
| | | | 29.79 | 33.31 | 34.50 35.38 |
| | | | 34.76 | 35.06 | 35.04 36.04 |
| | | | 34.95 | 30.64 | |

Event 23 Girls 11-12 200 Yard Freestyle
Meet: 2:00.82 M 12/14/2013 Alex C Moderski
2:08.19 IL-C IL 2020 SC Champ
2:15.99 WI-S tate
2:23.79 IL-R 2020 SC IL Regional

| Name | Age | Team | Finals Time | | |
|------------------------|-----|---------|-------------|-------|-------------|
| A - Final | | | | | |
| 1 Nickel, Nicole | 12 | WAUN-WI | 2:06.32 | IL-C | |
| | | | 29.92 | 32.44 | 32.74 31.22 |
| 2 Sina, Olivia | 11 | UN\$-WI | 2:06.48 | IL-C | |
| | | | 29.56 | 32.09 | 33.32 31.51 |
| 3 Martuszewski, Amanda | 11 | PAC-IL | 2:08.65 | WI-S | |
| | | | 29.66 | 32.66 | 33.60 32.73 |
| 4 Schmid, Gabby | 12 | SPS-WI | 2:08.85 | WI-S | |
| | | | 29.76 | 34.06 | 33.80 31.23 |

| | | | | | |
|----------------------|----|---------|---------|-------|--|
| 5 Cobb, Lydia | 11 | PAC-IL | 2:13.47 | WI-S | |
| | | | 30.72 | 34.12 | |
| | | | 35.21 | 33.42 | |
| --- Schober, Johanna | 12 | PAC-IL | NS | | |
| B - Final | | | | | |
| 7 Dickmann, Anna | 11 | WAUN-WI | 2:16.20 | IL-R | |
| | | | 31.30 | 34.82 | |
| | | | 35.69 | 34.39 | |
| 8 Chapman, Megan | 11 | GCY-WI | 2:17.08 | IL-R | |
| | | | 31.17 | 34.92 | |
| | | | 36.50 | 34.49 | |
| 9 Dimitrova, Nicole | 12 | PAC-IL | 2:18.53 | IL-R | |
| | | | 31.33 | 35.09 | |
| | | | 36.04 | 36.07 | |
| 10 Rudsinski, Emely | 12 | SAGE-IL | 2:18.98 | IL-R | |
| | | | 30.50 | 34.51 | |
| | | | 37.37 | 36.60 | |
| 11 Diers, Sophie | 11 | SPS-WI | 2:20.21 | IL-R | |
| | | | 31.05 | 35.89 | |
| | | | 37.10 | 36.17 | |
| 12 Grindle, Megan | 12 | WAUN-WI | 2:22.05 | IL-R | |
| | | | 32.44 | 35.25 | |
| | | | 36.95 | 37.41 | |

Event 23 Girls 11-12 200 Yard Freestyle
Meet: 2:00.82 M 12/14/2013 Alex C Moderski
2:08.19 IL-C IL 2020 SC Champ
2:15.99 WI-S tate
2:23.79 IL-R 2020 SC IL Regional

| Name | Age | Team | Prelim Time | | |
|------------------------|-----|---------|-------------|-------|-------------|
| Preliminaries | | | | | |
| 1 Sina, Olivia | 11 | UN\$-WI | 2:07.15 | qIL-C | |
| | | | 29.04 | 32.25 | 33.24 32.62 |
| 2 Martuszewski, Amanda | 11 | PAC-IL | 2:08.08 | qIL-C | |
| | | | 29.47 | 32.54 | 33.60 32.47 |
| 3 Nickel, Nicole | 12 | WAUN-WI | 2:08.88 | qWI-S | |
| | | | 29.77 | 32.49 | 33.64 32.98 |
| 4 Schmid, Gabby | 12 | SPS-WI | 2:12.27 | qWI-S | |
| | | | 30.07 | 34.28 | 35.20 32.72 |
| 5 Schober, Johanna | 12 | PAC-IL | 2:12.73 | qWI-S | |
| | | | 30.85 | 33.33 | 34.59 33.96 |
| 6 Cobb, Lydia | 11 | PAC-IL | 2:15.66 | qWI-S | |
| | | | 31.15 | 34.24 | 35.26 35.01 |
| 7 Dickmann, Anna | 11 | WAUN-WI | 2:16.45 | qIL-R | |
| | | | 31.45 | 34.60 | 35.18 35.22 |
| 8 Chapman, Megan | 11 | GCY-WI | 2:18.52 | qIL-R | |
| | | | 30.41 | 34.67 | 36.76 36.68 |
| 9 Rudsinski, Emely | 12 | SAGE-IL | 2:19.37 | qIL-R | |
| | | | 30.93 | 34.84 | 36.58 37.02 |
| 10 Dimitrova, Nicole | 12 | PAC-IL | 2:21.13 | qIL-R | |
| | | | 31.55 | 35.49 | 37.62 36.47 |
| 11 Diers, Sophie | 11 | SPS-WI | 2:21.91 | qIL-R | |
| | | | 31.51 | 35.70 | 37.41 37.29 |
| 12 Grindle, Megan | 12 | WAUN-WI | 2:23.73 | qIL-R | |
| | | | 32.05 | 35.96 | 38.20 37.52 |
| 13 Gamse, Blake | 11 | PAC-IL | 2:23.77 | IL-R | |
| | | | 33.81 | 36.05 | 37.56 36.35 |



STAT/WAVE 2019 Winter Classic, Sanction #: WI2019-525A
11/22-24/2019 BMHS Natatorium 25 Yards

Results

Preliminaries ... (Event 23 Girls 11-12 200 Yard Freestyle)

| Name | Age | Team | Prelim Time |
|------------------------|-------|---------|-------------|
| 14 Kingan, Emily | 12 | PAC-IL | 2:24.26 |
| 31.28 | 36.50 | 39.14 | 37.34 |
| 15 Kapets, Jayna | 12 | SPS-WI | 2:25.61 |
| 33.01 | 38.43 | 38.59 | 35.58 |
| 16 Pinnow, Lauren | 11 | GCY-WI | 2:27.14 |
| 32.70 | 37.18 | 38.96 | 38.30 |
| 17 Huebner, Eleanor | 12 | YDC-WI | 2:28.68 |
| 33.48 | 37.95 | 38.95 | 38.30 |
| 18 Geib, Amelia | 11 | GCY-WI | 2:31.47 |
| 33.55 | 39.04 | 39.99 | 38.89 |
| 19 Koziel, Emma | 11 | SPS-WI | 2:33.79 |
| 33.52 | 38.70 | 41.00 | 40.57 |
| 20 Oropeza, Allison | 12 | PAC-IL | 2:34.74 |
| 33.57 | 39.21 | 41.04 | 40.92 |
| 21 Zelikman, Ani | 11 | SAGE-IL | 2:35.94 |
| 34.44 | 39.73 | 41.50 | 40.27 |
| 22 Gomez, Lilly | 12 | SPS-WI | 2:37.11 |
| 35.62 | 39.53 | 41.46 | 40.50 |
| 23 Sheehan, Finnley | 11 | SPS-WI | 2:38.87 |
| 35.38 | 40.82 | 41.51 | 41.16 |
| 24 Pence, Madalyn | 12 | WAUN-WI | 2:39.95 |
| 34.03 | 40.43 | 43.26 | 42.23 |
| 25 Anderson, Alice | 11 | YDC-WI | 2:41.98 |
| 37.60 | 41.77 | 43.24 | 39.37 |
| 26 Hastings, Mackenzie | 11 | SPS-WI | 2:44.50 |
| 35.87 | 41.41 | 44.18 | 43.04 |
| 27 Wiechert, Olivia | 11 | GYD-WI | 2:44.90 |
| 36.65 | 42.60 | 43.82 | 41.83 |
| 28 Viste, Avery | 11 | TOSA-WI | 2:46.16 |
| 37.19 | 41.05 | 44.85 | 43.07 |
| 29 Forberg, Kaelen | 12 | BTDE-WI | 2:46.32 |
| 35.84 | 41.12 | 44.36 | 45.00 |
| 30 Newman, Cate | 12 | YDC-WI | 2:47.71 |
| 36.10 | 42.34 | 45.46 | 43.81 |
| 31 Engelhardt, Madisyn | 12 | STAT-WI | 2:51.83 |
| 37.18 | 43.07 | 45.94 | 45.64 |
| 32 Baumunk, Olivia | 11 | SCST-WI | 2:52.26 |
| 39.42 | 46.56 | 46.10 | 40.18 |
| 33 Koziel, Abbie | 12 | SPS-WI | 2:52.41 |
| 36.42 | 44.93 | 47.54 | 43.52 |
| 34 Strebe, Makenna | 12 | GYD-WI | 2:55.09 |
| 37.71 | 44.66 | 48.12 | 44.60 |
| 35 Hulick, Rachel | 11 | SCST-WI | 2:55.48 |
| 38.69 | 44.68 | 46.66 | 45.45 |
| 36 Stampf, Braenna | 11 | SPS-WI | 2:55.63 |
| 37.73 | 45.39 | 46.87 | 45.64 |
| 37 Riddle, Layla | 11 | WAUN-WI | 2:57.17 |
| 38.66 | 44.90 | 47.02 | 46.59 |

| | | | |
|------------------------|-------|---------|---------|
| 38 Morrison, Amalia | 12 | GCY-WI | 2:58.63 |
| 38.63 | 45.41 | 1:34.59 | |
| 39 Peterson, June | 12 | YDC-WI | 2:58.85 |
| 37.66 | 45.84 | 48.96 | 46.39 |
| 40 Mayer, Zoe | 11 | WAUN-WI | 3:01.41 |
| 37.88 | 45.42 | 50.24 | 47.87 |
| 41 Steuart, Arianna | 11 | WAUN-WI | 3:02.44 |
| 39.23 | 45.90 | 50.36 | 46.95 |
| 42 Kuehn, Annalise | 11 | TOSA-WI | 3:02.99 |
| 38.71 | 46.30 | 49.80 | 48.18 |
| 43 Jameson, Kaitlynn | 11 | BASS-WI | 3:19.77 |
| 40.71 | 52.92 | 56.22 | 49.92 |
| --- Arriola, Isabel | 12 | SPS-WI | DQ |
| 37.55 | 42.04 | 1:29.77 | |
| --- Grossenbach, Aria | 11 | PAC-IL | NS |
| --- Glissendorf, Chloe | 11 | SCST-WI | NS |

Event 24 Boys 11-12 200 Yard Freestyle

Meet: 2:00.81 M 11/19/2016 Austin C Henderson

2:08.19 IL-C IL 2020 SC Champ

2:16.99 WI-S tate

2:23.89 IL-R 2020 SC IL Regional

| Name | Age | Team | Finals Time |
|-------------------------|-------|---------|---------------|
| A - Final | | | |
| 1 Cortright, Julian | 12 | TOSA-WI | 1:57.22M IL-C |
| 25.71 | 29.13 | 31.20 | 31.18 |
| 2 Punzel, Jameson | 12 | SCST-WI | 2:01.87 IL-C |
| 27.76 | 31.41 | 31.78 | 30.92 |
| 3 Rupniewski, Oliver | 11 | SAGE-IL | 2:07.62 IL-C |
| 29.25 | 32.24 | 33.12 | 33.01 |
| 4 Rahimzadeh, Sam | 11 | PAC-IL | 2:09.84 WI-S |
| 28.04 | 33.41 | 35.23 | 33.16 |
| 5 Wang, Joshua | 11 | PAC-IL | 2:14.38 WI-S |
| 30.71 | 34.32 | 35.30 | 34.05 |
| --- Spredemann, Cameron | 12 | SPS-WI | X2:23.81 IL-R |
| 32.75 | 36.90 | 37.52 | 36.64 |
| B - Final | | | |
| 7 Ringhand, Logan | 12 | GCY-WI | 2:16.28 WI-S |
| 31.98 | 35.16 | 35.21 | 33.93 |
| 8 Rairden, Bodey | 12 | SPS-WI | 2:16.72 WI-S |
| 30.66 | 35.42 | 36.33 | 34.31 |
| 9 Busse, Connor | 12 | WAUN-WI | 2:17.39 IL-R |
| 31.59 | 35.97 | 35.24 | 34.59 |
| 10 Schmid, Grant | 11 | SPS-WI | 2:19.35 IL-R |
| 31.97 | 35.55 | 36.30 | 35.53 |
| 11 Geier, Brady | 12 | GCY-WI | 2:19.47 IL-R |
| 32.06 | 35.93 | 36.07 | 35.41 |
| 12 Houston, Padraic | 12 | GCY-WI | 2:20.26 IL-R |
| | | 36.38 | 34.77 |



STAT/WAVE 2019 Winter Classic, Sanction #: WI2019-525A
11/22-24/2019 BMHS Natatorium 25 Yards

Results

Event 24 Boys 11-12 200 Yard Freestyle
Meet: 2:00.81 M 11/19/2016 Austin C Henderson
2:08.19 IL-C IL 2020 SC Champ
2:16.99 WI-S tate
2:23.89 IL-R 2020 SC IL Regional

| Name | Age | Team | Prelim Time | |
|------------------------|-------|---------|-------------|-------|
| Preliminaries | | | | |
| 1 Cortright, Julian | 12 | TOSA-WI | 1:58.41M | qIL-C |
| | 25.73 | 29.61 | 31.52 | 31.55 |
| 2 Punzel, Jameson | 12 | SCST-WI | 2:03.06 | qIL-C |
| | 27.95 | 31.64 | 32.58 | 30.89 |
| 3 Rahimzadeh, Sam | 11 | PAC-IL | 2:06.21 | qIL-C |
| | 27.15 | 32.13 | 34.24 | 32.69 |
| 4 Rupniewski, Oliver | 11 | SAGE-IL | 2:07.66 | qIL-C |
| | 29.62 | 32.13 | 33.47 | 32.44 |
| 5 Wang, Joshua | 11 | PAC-IL | 2:13.50 | qWI-S |
| | 30.76 | 34.77 | 34.51 | 33.46 |
| 6 Gaylord, Mason | 12 | SAGE-IL | 2:14.37 | qWI-S |
| | 30.88 | 34.20 | 34.90 | 34.39 |
| 7 Busse, Connor | 12 | WAUN-WI | 2:14.56 | qWI-S |
| | 30.93 | 34.48 | 34.74 | 34.41 |
| 8 Ringhand, Logan | 12 | GCY-WI | 2:17.23 | qIL-R |
| | 31.78 | 35.58 | 35.27 | 34.60 |
| 9 Rairden, Bodey | 12 | SPS-WI | 2:17.34 | qIL-R |
| | 29.81 | 35.09 | 36.40 | 36.04 |
| 10 Houston, Padraic | 12 | GCY-WI | 2:18.72 | qIL-R |
| | 32.42 | 35.83 | 35.33 | 35.14 |
| 11 Schmid, Grant | 11 | SPS-WI | 2:19.60 | qIL-R |
| | 31.74 | 36.25 | 36.90 | 34.71 |
| 12 Geier, Brady | 12 | GCY-WI | 2:19.88 | qIL-R |
| | 31.52 | 35.25 | 37.08 | 36.03 |
| 13 Glosson, Matthew | 12 | SAGE-IL | 2:22.33 | IL-R |
| | 30.81 | 35.74 | 38.58 | 37.20 |
| 14 Spredemann, Cameron | 12 | SPS-WI | 2:23.77 | IL-R |
| | 32.06 | 37.47 | 37.52 | 36.72 |
| 15 Rimrodt, Chase | 12 | SPS-WI | 2:25.70 | |
| | 32.70 | 37.51 | 38.16 | 37.33 |
| 16 Daman, Cameron | 12 | SAGE-IL | 2:26.46 | |
| | 32.70 | 38.25 | 39.28 | 36.23 |
| 17 Haselow, Grant | 12 | WAUN-WI | 2:26.80 | |
| | 32.88 | 38.50 | 39.28 | 36.14 |
| 18 Henninger, Paul | 12 | WAUN-WI | 2:26.89 | |
| | 32.71 | 37.56 | 38.43 | 38.19 |
| 19 Para, Varun | 11 | PAC-IL | 2:29.29 | |
| | 34.10 | 38.52 | 39.13 | 37.54 |
| 20 Ries, Jack | 12 | SPS-WI | 2:31.54 | |
| | 33.81 | 39.18 | 40.09 | 38.46 |
| 21 Case, Will | 11 | MM-WI | 2:42.23 | |
| | 34.97 | 40.80 | 43.78 | 42.68 |

| | | | | |
|----------------------|-------|---------|---------|-------|
| 22 Acker, Owen | 12 | SPS-WI | 2:43.89 | |
| | 37.23 | 42.51 | 42.89 | 41.26 |
| 23 Cardone, Anthony | 11 | PAC-IL | 2:44.94 | |
| | 37.65 | 43.42 | 43.64 | 40.23 |
| 24 Edwards, Charlie | 11 | SAGE-IL | 2:45.71 | |
| | 38.29 | 43.00 | 43.32 | 41.10 |
| 25 Chamberlain, Will | 12 | SAGE-IL | 2:51.85 | |
| | 36.10 | 43.66 | 46.40 | 45.69 |
| 26 Richardson, Max | 11 | WAUN-WI | 2:58.91 | |
| | 35.09 | 45.09 | 1:38.73 | |
| 27 Thomas, Alex | 12 | SAGE-IL | 3:08.31 | |
| | 42.61 | 48.80 | 49.23 | 47.67 |
| --- Olaru, David | 11 | PAC-IL | NS | |

Event 25 Girls 10 & Under 100 Yard Breaststroke
Meet: 1:24.88 M 12/7/2014 Olivia C Sala
1:27.79 IL-C IL 2020 SC Champ
1:34.49 WI-S tate
1:37.59 IL-R 2020 SC IL Regional

| Name | Age | Team | Finals Time | |
|---------------------------|-------|---------|-------------|------|
| 1 Kret, Tamara | 10 | PAC-IL | 1:15.37M | IL-C |
| | 36.06 | 39.31 | | |
| 2 Elzey, Aika | 10 | PAC-IL | 1:16.93M | IL-C |
| | 36.77 | 40.16 | | |
| 3 Wang, Claire | 10 | PAC-IL | 1:25.15 | IL-C |
| | 39.57 | 45.58 | | |
| 4 Shunk, Hadleigh | 10 | GCY-WI | 1:25.79 | IL-C |
| | 41.49 | 44.30 | | |
| 5 Seneviratne, Dhanani | 10 | PAC-IL | 1:27.36 | IL-C |
| | 42.14 | 45.22 | | |
| 6 Paske, Vivian | 10 | SPS-WI | 1:28.81 | WI-S |
| | 42.25 | 46.56 | | |
| 7 Fleming, Alalayjah | 10 | BTDE-WI | 1:29.32 | WI-S |
| | 42.58 | 46.74 | | |
| 8 Nagaj, Olivia | 10 | SAGE-IL | 1:32.44 | WI-S |
| | 41.83 | 50.61 | | |
| 9 Elliott, Raya | 10 | SCST-WI | 1:32.85 | WI-S |
| | 43.28 | 49.57 | | |
| 10 Sathish, Mahati | 10 | SPS-WI | 1:33.53 | WI-S |
| | 44.72 | 48.81 | | |
| 11 Miecznikowski, Vanessa | 10 | PAC-IL | 1:34.30 | WI-S |
| | 45.17 | 49.13 | | |
| 12 Shada, Hayley | 10 | TOSA-WI | 1:35.75 | IL-R |
| | 45.54 | 50.21 | | |
| 13 Dejworek, Daisy | 10 | SAGE-IL | 1:36.43 | IL-R |
| | 44.88 | 51.55 | | |
| 14 Busma, Adora | 10 | PAC-IL | 1:38.07 | 3 |
| | 45.66 | 52.41 | | |
| 15 Verhelst, Maya | 10 | YDC-WI | 1:39.23 | 2 |
| | 46.23 | 53.00 | | |



STAT/WAVE 2019 Winter Classic, Sanction #: WI2019-525A

11/22-24/2019 BMHS Natatorium 25 Yards

Results

(Event 25 Girls 10 & Under 100 Yard Breaststroke)

| Name | Age | Team | Finals Time | |
|------------------------|---------|---------|-------------|---|
| 16 Baker, Katie | 10 | SAGE-IL | 1:39.97 | 1 |
| 48.38 | 51.59 | | | |
| 17 DeBoer, Erica | 10 | SPS-WI | 1:40.57 | |
| 48.29 | 52.28 | | | |
| 18 Relacion, Isabella | 10 | SAGE-IL | 1:41.36 | |
| 48.06 | 53.30 | | | |
| 19 Kahn, Brooklyn | 9 | SAGE-IL | 1:41.60 | |
| 47.06 | 54.54 | | | |
| 20 Jelinek, Abbie | 10 | SCST-WI | 1:41.70 | |
| 49.06 | 52.64 | | | |
| 21 Shields, Sonny | 10 | STAT-WI | 1:41.77 | |
| 49.03 | 52.74 | | | |
| 22 Komarova, Anastasia | 8 | SAGE-IL | 1:43.04 | |
| 47.50 | 55.54 | | | |
| 23 Seehawer, Piper | 10 | TOSA-WI | 1:43.86 | |
| 48.25 | 55.61 | | | |
| 24 Ringhand, Kailyn | 9 | GCY-WI | 1:44.50 | |
| 51.36 | 53.14 | | | |
| 25 Morrison, Kaia | 10 | GCY-WI | 1:44.92 | |
| 50.01 | 54.91 | | | |
| 26 Butrymowicz, Ada | 9 | YDC-WI | 1:45.01 | |
| 48.09 | 56.92 | | | |
| 27 Grundahl, Sydney | 9 | SPS-WI | 1:45.21 | |
| 49.44 | 55.77 | | | |
| 28 Tran, Jade | 10 | GCY-WI | 1:45.24 | |
| 50.50 | 54.74 | | | |
| 29 Diers, Hailey | 8 | SPS-WI | 1:46.40 | |
| 49.03 | 57.37 | | | |
| 30 Beers, Lilly | 9 | WAUN-WI | 1:46.61 | |
| 50.95 | 55.66 | | | |
| 31 Hastings, Breeley | 8 | SPS-WI | 1:47.11 | |
| 50.70 | 56.41 | | | |
| 32 Martuszewski, Emy | 9 | PAC-IL | 1:47.41 | |
| 51.35 | 56.06 | | | |
| 33 Hoffmann, Danielle | 10 | YDC-WI | 1:48.27 | |
| 50.37 | 57.90 | | | |
| 34 Kessler, Natalie | 9 | WAUN-WI | 1:50.54 | |
| 51.80 | 58.74 | | | |
| 35 Nicodemus, Elaina | 10 | SPS-WI | 1:51.15 | |
| 52.44 | 58.71 | | | |
| 36 Li, Sophia | 10 | YDC-WI | 1:51.89 | |
| 52.56 | 59.33 | | | |
| 37 Meverden, Brielle | 10 | MM-WI | 1:54.22 | |
| 52.53 | 1:01.69 | | | |
| 38 Wirtz, Hallee | 10 | YDC-WI | 1:54.28 | |
| 53.31 | 1:00.97 | | | |
| 39 Doyle, Lyla | 10 | GCY-WI | 1:54.96 | |
| 54.22 | 1:00.74 | | | |

| | | | |
|------------------------|---------|---------|---------|
| 40 Hyland, Nola | 10 | WAUN-WI | 2:01.57 |
| 55.88 | 1:05.69 | | |
| 41 Grundahl, Brooklynn | 7 | SPS-WI | 2:02.01 |
| 55.63 | 1:06.38 | | |
| 42 Heynen, Ariana | 8 | BTDE-WI | 2:02.32 |
| 57.47 | 1:04.85 | | |
| 43 Jordan, Mabel | 9 | GCY-WI | 2:03.47 |
| 44 Kuehn, Iona | 9 | TOSA-WI | 2:08.25 |
| 1:00.38 | 1:07.87 | | |
| 45 Shields, Kolby | 8 | STAT-WI | 2:08.56 |
| 59.95 | 1:08.61 | | |
| 46 White, Chloe | 10 | GCY-WI | 2:08.58 |
| 59.08 | 1:09.50 | | |
| 47 Bessel, Ella | 9 | BTDE-WI | 2:31.13 |
| 1:10.12 | 1:21.01 | | |
| --- Marunde, Evelyn | 8 | GCY-WI | DQ |
| 1:03.62 | 1:08.67 | | |
| --- Lovejoy, Avery | 9 | STAT-WI | DQ |
| 54.46 | 1:00.91 | | |
| --- Stovall, Eve | 10 | STAT-WI | NS |
| --- Bobrowicz, Zoe | 9 | GCY-WI | NS |

Event 26 Boys 10 & Under 100 Yard Breaststroke

Meet: 1:19.67 M 11/17/2018 Ignas Venslauskas

1:29.89 IL-C IL 2020 SC Champ

1:37.99 WI-S tate

1:40.09 IL-R 2020 SC IL Regional

| Name | Age | Team | Finals Time | |
|----------------------|---------|---------|-------------|------|
| 1 Venslauskas, Ignas | 10 | SAGE-IL | 1:16.82M | IL-C |
| 35.70 | 41.12 | | | |
| 2 Ma, Peter | 10 | PAC-IL | 1:27.20 | IL-C |
| 41.30 | 45.90 | | | |
| 3 Pugachev, Daniel | 8 | PAC-IL | 1:35.75 | WI-S |
| 45.95 | 49.80 | | | |
| 4 Josephs, Nathan | 9 | GCY-WI | 1:41.87 | 15 |
| 5 Bryer, Hunter | 10 | STAT-WI | 1:46.83 | 14 |
| 6 Boldt, Henry | 10 | WAUN-WI | 1:48.01 | 13 |
| 51.04 | 56.97 | | | |
| 7 Lopez, Asher | 9 | SPS-WI | 1:52.07 | 12 |
| 52.73 | 59.34 | | | |
| 8 Gaylord, Maxwell | 8 | SAGE-IL | 1:53.65 | 11 |
| 55.90 | 57.75 | | | |
| 9 Cobb, Brayden | 9 | PAC-IL | 1:58.55 | 9 |
| 55.85 | 1:02.70 | | | |
| 10 Fricano, Joey | 10 | PAC-IL | 2:00.07 | 7 |
| 57.86 | 1:02.21 | | | |
| 11 Shields, Ryan | 9 | STAT-WI | 2:02.72 | 6 |
| 56.51 | 1:06.21 | | | |
| 12 Miller, Brady | 10 | SCST-WI | 2:05.93 | 5 |
| 59.07 | 1:06.86 | | | |



STAT/WAVE 2019 Winter Classic, Sanction #: WI2019-525A

11/22-24/2019 BMHS Natatorium 25 Yards

Results

(Event 26 Boys 10 & Under 100 Yard Breaststroke)

| Name | Age | Team | Finals Time | |
|------------------------|---------|---------|-------------|---|
| 13 Vander Werff, Ryker | 10 | SPS-WI | 2:08.46 | 4 |
| 59.50 | 1:08.96 | | | |
| 14 Jameson, Deaglan | 9 | BASS-WI | 2:15.60 | 3 |
| --- Coronado, Dominic | 10 | SCST-WI | DQ | |
| 1:02.26 | 1:03.96 | | | |
| --- Fitz, Lias | 9 | YDC-WI | DQ | |
| 1:04.62 | 1:09.52 | | | |
| --- Mead, Linden | 10 | YDC-WI | DQ | |
| 59.37 | 1:05.58 | | | |
| --- Roberts, Hewitt | 7 | SCST-WI | DQ | |
| 1:05.16 | 1:05.95 | | | |
| --- Dargan, Liam | 9 | YDC-WI | DQ | |
| 1:04.95 | 1:05.46 | | | |
| --- Lee, Isaac | 10 | PAC-IL | NS | |

Event 27 Girls 11-12 100 Yard Breaststroke

Meet: 1:11.98 M 11/17/2018 Abby Snook

1:15.59 IL-C IL 2020 SC Champ

1:22.49 WI-S tate

1:25.19 IL-R 2020 SC IL Regional

| Name | Age | Team | Finals Time | |
|-------------------|-------|---------|-------------|------|
| A - Final | | | | |
| 1 Paradis, Mazie | 12 | GCY-WI | 1:10.69M | IL-C |
| 33.29 | 37.40 | | | |
| 2 Schmid, Gabby | 12 | SPS-WI | 1:15.97 | WI-S |
| 35.51 | 40.46 | | | |
| 3 Sandor, Nelli | 11 | PAC-IL | 1:17.40 | WI-S |
| 36.48 | 40.92 | | | |
| 4 Thornton, Megan | 11 | PAC-IL | 1:18.14 | WI-S |
| 35.98 | 42.16 | | | |
| 5 Franks, Alyssa | 12 | WAUN-WI | 1:20.28 | WI-S |
| 37.33 | 42.95 | | | |
| 6 Chapman, Megan | 11 | GCY-WI | 1:21.46 | WI-S |
| 37.72 | 43.74 | | | |

B - Final

| | | | | |
|----------------------|-------|---------|---------|------|
| 7 Brereton, Penelope | 11 | SAGE-IL | 1:20.65 | WI-S |
| 37.63 | 43.02 | | | |
| 8 Phua, Andrea | 11 | PAC-IL | 1:24.63 | IL-R |
| 39.60 | 45.03 | | | |
| 9 Grindle, Megan | 12 | WAUN-WI | 1:29.01 | 9 |
| 42.80 | 46.21 | | | |
| 10 Lynch, Delaney | 12 | GCY-WI | 1:29.26 | 7 |
| 43.06 | 46.20 | | | |
| 11 Piper, Maggie | 11 | GCY-WI | 1:31.45 | 6 |
| 42.59 | 48.86 | | | |
| 12 Koziel, Abbie | 12 | SPS-WI | 1:33.72 | 5 |
| 44.39 | 49.33 | | | |

Event 27 Girls 11-12 100 Yard Breaststroke

Meet: 1:11.98 M 11/17/2018 Abby Snook

1:15.59 IL-C IL 2020 SC Champ

1:22.49 WI-S tate

1:25.19 IL-R 2020 SC IL Regional

| Name | Age | Team | Prelim Time | |
|----------------------|-------|---------|-------------|-------|
| Preliminaries | | | | |
| 1 Paradis, Mazie | 12 | GCY-WI | 1:11.51M | qIL-C |
| 33.48 | 38.03 | | | |
| 2 Thornton, Megan | 11 | PAC-IL | 1:17.43 | qWI-S |
| 36.26 | 41.17 | | | |
| 3 Schmid, Gabby | 12 | SPS-WI | 1:18.25 | qWI-S |
| 37.61 | 40.64 | | | |
| 4 Sandor, Nelli | 11 | PAC-IL | 1:19.31 | qWI-S |
| 36.81 | 42.50 | | | |
| 5 Chapman, Megan | 11 | GCY-WI | 1:19.94 | qWI-S |
| 37.09 | 42.85 | | | |
| 6 Franks, Alyssa | 12 | WAUN-WI | 1:20.71 | qWI-S |
| 37.95 | 42.76 | | | |
| 7 Brereton, Penelope | 11 | SAGE-IL | 1:20.97 | qWI-S |
| 37.85 | 43.12 | | | |
| 8 Phua, Andrea | 11 | PAC-IL | 1:24.51 | qIL-R |
| 39.75 | 44.76 | | | |
| 9 Grindle, Megan | 12 | WAUN-WI | 1:27.86 | q |
| 42.14 | 45.72 | | | |
| 10 Piper, Maggie | 11 | GCY-WI | 1:28.32 | q |
| 41.34 | 46.98 | | | |
| 11 Lynch, Delaney | 12 | GCY-WI | 1:29.51 | q |
| 41.62 | 47.89 | | | |
| 12 Koziel, Abbie | 12 | SPS-WI | 1:30.35 | q |
| 43.26 | 47.09 | | | |
| 13 Machorro, Deana | 11 | SPS-WI | 1:30.90 | |
| 42.95 | 47.95 | | | |
| 14 Schneider, Layla | 12 | SPS-WI | 1:31.50 | |
| 42.64 | 48.86 | | | |
| 15 Sheehan, Finnley | 11 | SPS-WI | 1:33.65 | |
| 44.42 | 49.81 | | | |
| 16 Szadowski, Brooke | 12 | SAGE-IL | 1:34.23 | |
| 44.37 | 51.43 | | | |
| 17 Van De Wiel, Lily | 11 | SPS-WI | 1:35.80 | |
| 44.37 | 51.43 | | | |
| 18 Hulick, Rachel | 11 | SCST-WI | 1:36.50 | |
| 46.32 | 50.18 | | | |
| 19 Montecchi, Reina | 11 | YDC-WI | 1:36.95 | |
| 46.17 | 50.78 | | | |
| 20 Owley, Lilly | 12 | TOSA-WI | 1:37.05 | |
| 45.06 | 51.99 | | | |
| 21 Strebe, Makenna | 12 | GYD-WI | 1:37.47 | |
| 45.02 | 52.45 | | | |



STAT/WAVE 2019 Winter Classic, Sanction #: WI2019-525A

11/22-24/2019 BMHS Natatorium 25 Yards

Results

Preliminaries ... (Event 27 Girls 11-12 100 Yard Breaststrol

| Name | Age | Team | Prelim Time |
|-----------------------------|-------|---------|-------------|
| 22 Borchardt-Wilson, Taylor | 12 | SPS-WI | 1:38.03 |
| 47.01 | 51.02 | | |
| 23 Schoepke, Riley | 11 | SAGE-IL | 1:38.11 |
| 46.73 | 51.38 | | |
| 24 Mickelson, Jenna | 11 | MM-WI | 1:38.14 |
| 46.62 | 51.52 | | |
| 25 Peterson, June | 12 | YDC-WI | 1:38.40 |
| 47.25 | 51.15 | | |
| 26 Harms, Jenna | 12 | STAT-WI | 1:38.73 |
| 27 Schmidt, Kira | 11 | GCY-WI | 1:40.34 |
| 46.73 | 53.61 | | |
| 28 Thompson, Grace | 11 | BTDE-WI | 1:41.59 |
| 47.96 | 53.63 | | |
| 29 Jameson, Kaitlynn | 11 | BASS-WI | 1:41.88 |
| 46.69 | 55.19 | | |
| 30 Anderson, Alice | 11 | YDC-WI | 1:42.04 |
| 50.53 | 51.51 | | |
| 31 Collins, Chloe | 11 | BTDE-WI | 1:43.39 |
| 47.97 | 55.42 | | |
| *32 Burns, Sarah | 11 | UN-WI | 1:43.80 |
| 48.74 | 55.06 | | |
| *32 Putnam, Eliana | 11 | TOSA-WI | 1:43.80 |
| 48.89 | 54.91 | | |
| 34 Gomez, Lilly | 12 | SPS-WI | 1:43.86 |
| 49.53 | 54.33 | | |
| 35 Chapman, Brinlee | 11 | GCY-WI | 1:43.91 |
| 49.25 | 54.66 | | |
| 36 Stein, Julia | 12 | TOSA-WI | 1:44.35 |
| 48.25 | 56.10 | | |
| 37 Baumunk, Olivia | 11 | SCST-WI | 1:45.83 |
| 50.52 | 55.31 | | |
| 38 Dargan, Margo | 11 | YDC-WI | 1:45.96 |
| 48.74 | 57.22 | | |
| 39 Schwartz, Katie | 12 | SCST-WI | 1:47.90 |
| 50.85 | 57.05 | | |
| 40 Creech, Samantha | 12 | SAGE-IL | 1:51.62 |
| 52.77 | 58.85 | | |
| 41 Marella, Allie | 12 | BTDE-WI | 1:55.89 |
| --- | | | |
| --- Owley, Caroline | 11 | TOSA-WI | DQ |
| --- Maleck, Haleigh | 11 | BASS-WI | NS |
| --- Moore, Sidney | 11 | YDC-WI | NS |
| --- Glissendorf, Chloe | 11 | SCST-WI | NS |
| --- Alder, Elle | 12 | PAC-IL | NS |
| --- Gualdron, Andrea | 11 | PAC-IL | NS |

Event 28 Boys 11-12 100 Yard Breaststroke

Meet: 1:10.12 M 11/17/2018 Cale Miles

1:15.69 IL-C IL 2020 SC Champ

1:24.99 WI-S tate

1:25.89 IL-R 2020 SC IL Regional

| Name | Age | Team | Finals Time |
|-----------------------|-------|---------|---------------|
| A - Final | | | |
| 1 Kreimer, Dylan | 12 | PAC-IL | 1:09.72M IL-C |
| 32.91 | 36.81 | | |
| 2 Gaylord, Mason | 12 | SAGE-IL | 1:10.43 IL-C |
| 33.31 | 37.12 | | |
| 3 Venslauskas, Kaspas | 12 | SAGE-IL | 1:11.09 IL-C |
| 33.39 | 37.70 | | |
| 4 Lee, Jacob | 12 | SPS-WI | 1:15.17 IL-C |
| 34.69 | 40.48 | | |
| 5 Wang, Joshua | 11 | PAC-IL | 1:15.53 IL-C |
| 36.03 | 39.50 | | |
| 6 Busse, Connor | 12 | WAUN-WI | 1:20.74 WI-S |
| 38.83 | 41.91 | | |
| B - Final | | | |
| 7 Clark, Colton | 11 | GYD-WI | 1:19.12 WI-S |
| 37.93 | 41.19 | | |
| 8 Ziemba, Charlie | 12 | BTDE-WI | 1:23.15 WI-S |
| 37.82 | 45.33 | | |
| 9 Schmid, Grant | 11 | SPS-WI | 1:26.60 9 |
| 41.11 | 45.49 | | |
| 10 Ringhand, Logan | 12 | GCY-WI | 1:27.62 7 |
| 41.87 | 45.75 | | |
| 11 Geier, Brady | 12 | GCY-WI | 1:27.80 6 |
| 41.62 | 46.18 | | |
| 12 Morse, Isaac | 11 | SAGE-IL | 1:29.24 5 |
| 41.83 | 47.41 | | |

Event 28 Boys 11-12 100 Yard Breaststroke

Meet: 1:10.12 M 11/17/2018 Cale Miles

1:15.69 IL-C IL 2020 SC Champ

1:24.99 WI-S tate

1:25.89 IL-R 2020 SC IL Regional

| Name | Age | Team | Prelim Time |
|-----------------------|-------|---------|---------------|
| Preliminaries | | | |
| 1 Kreimer, Dylan | 12 | PAC-IL | 1:10.66 qIL-C |
| 32.75 | 37.91 | | |
| 2 Venslauskas, Kaspas | 12 | SAGE-IL | 1:12.20 qIL-C |
| 33.51 | 38.69 | | |
| 3 Gaylord, Mason | 12 | SAGE-IL | 1:13.28 qIL-C |
| 34.52 | 38.76 | | |
| 4 Lee, Jacob | 12 | SPS-WI | 1:18.13 qWI-S |
| 35.92 | 42.21 | | |
| 5 Wang, Joshua | 11 | PAC-IL | 1:18.38 qWI-S |
| 37.25 | 41.13 | | |



STAT/WAVE 2019 Winter Classic, Sanction #: WI2019-525A
11/22-24/2019 BMHS Natatorium 25 Yards

Results

| Preliminaries ... (Event 28 Boys 11-12 100 Yard Breaststrol | | | | |
|--|------------|-------------|--------------------|-------|
| Name | Age | Team | Prelim Time | |
| 6 Busse, Connor | 12 | WAUN-WI | 1:18.67 | qWI-S |
| 37.45 | 41.22 | | | |
| 7 Clark, Colton | 11 | GYD-WI | 1:18.98 | qWI-S |
| 38.11 | 40.87 | | | |
| 8 Connolly, Charlie | 12 | PAC-IL | 1:22.75 | qWI-S |
| 38.08 | 44.67 | | | |
| 9 Ziemba, Charlie | 12 | BTDE-WI | 1:24.59 | qWI-S |
| 39.45 | 45.14 | | | |
| 10 Morse, Isaac | 11 | SAGE-IL | 1:26.69 | q |
| 40.77 | 45.92 | | | |
| 11 Para, Varun | 11 | PAC-IL | 1:27.66 | q |
| 42.94 | 44.72 | | | |
| 12 Schmid, Grant | 11 | SPS-WI | 1:27.79 | q |
| 40.67 | 47.12 | | | |
| 13 Ringhand, Logan | 12 | GCY-WI | 1:28.16 | |
| 41.17 | 46.99 | | | |
| 14 Arvind, Adesh | 11 | PAC-IL | 1:28.24 | |
| 40.25 | 47.99 | | | |
| 15 Geier, Brady | 12 | GCY-WI | 1:28.58 | |
| 41.64 | 46.94 | | | |
| 16 Maretski, Roman | 12 | SPS-WI | 1:28.98 | |
| 41.77 | 47.21 | | | |
| 17 Cordes, Peter | 12 | YDC-WI | 1:30.37 | |
| 41.91 | 48.46 | | | |
| 18 Greenlee, Aidan | 12 | BTDE-WI | 1:30.53 | |
| 41.28 | 49.25 | | | |
| 19 Blum, Dawson | 12 | SAGE-IL | 1:30.69 | |
| 42.48 | 48.21 | | | |
| 20 Herron, Matthew | 12 | SAGE-IL | 1:33.03 | |
| 44.66 | 48.37 | | | |
| 21 LaBeau, Gavin | 12 | SPS-WI | 1:38.33 | |
| 47.75 | 50.58 | | | |
| 22 Skipper, Emil | 12 | YDC-WI | 1:38.49 | |
| 47.89 | 50.60 | | | |
| 23 Barajas, Gabriel | 12 | SCST-WI | 1:40.22 | |
| 47.75 | 52.47 | | | |
| 24 Allen, Duke | 12 | STAT-WI | 1:45.92 | |
| 49.84 | 56.08 | | | |
| 25 Bartels, Grant | 11 | MM-WI | 1:47.72 | |
| 51.40 | 56.32 | | | |
| 26 Carabell, Connor | 11 | YDC-WI | 1:50.24 | |
| | | | | |
| 27 Singleton, Caden | 12 | GYD-WI | 1:50.90 | |
| 51.31 | 59.59 | | | |
| 28 Mulligan, Keagan | 11 | GCY-WI | 1:55.58 | |
| 52.69 | 1:02.89 | | | |
| 29 Holmes, Jayden | 11 | MM-WI | 2:02.10 | |
| 53.86 | 1:08.24 | | | |

| | | | | |
|-----|-------------------|-------|---------|----|
| --- | Chamberlain, Will | 12 | SAGE-IL | DQ |
| | 48.85 | 53.62 | | |
| --- | Woletz, Keaton | 11 | MM-WI | NS |
| --- | Maleck, Nolan | 12 | BASS-WI | NS |

Event 29 Girls 10 & Under 50 Yard Butterfly
Meet: 31.97 M 11/18/2017 Gabby L Schmid
34.09 IL-C IL 2020 SC Champ
37.99 IL-R 2020 SC IL Regional
37.99 WI-S tate

| Name | Age | Team | Finals Time | |
|-------------------------|------------|-------------|--------------------|------|
| 1 Wang, Claire | 10 | PAC-IL | 30.92M | IL-C |
| 2 Kret, Tamara | 10 | PAC-IL | 31.07M | IL-C |
| 3 Tomlinson, Stella | 10 | PAC-IL | 33.19 | IL-C |
| 4 Elliott, Raya | 10 | SCST-WI | 33.44 | IL-C |
| 5 Yang, Sarah | 10 | UN&-IL | 34.44 | IL-R |
| 6 Paske, Vivian | 10 | SPS-WI | 34.46 | IL-R |
| 7 Eggebraten, Cecilia | 10 | SAGE-IL | 35.55 | IL-R |
| 8 Komarova, Anastasia | 8 | SAGE-IL | 37.06 | IL-R |
| 9 Lake, Clara | 10 | WAUN-WI | 37.25 | IL-R |
| 10 Seneviratne, Dhanani | 10 | PAC-IL | 38.82 | 7 |
| 11 Shada, Hayley | 10 | TOSA-WI | 38.85 | 6 |
| 12 Butrymowicz, Ada | 9 | YDC-WI | 39.79 | 5 |
| 13 Grundahl, Sydney | 9 | SPS-WI | 40.88 | 4 |
| 14 Nagaj, Olivia | 10 | SAGE-IL | 40.97 | 3 |
| 15 Busma, Adora | 10 | PAC-IL | 41.38 | 2 |
| 16 Lynch, Ansley | 10 | GCY-WI | 41.46 | 1 |
| 17 Loess, Michaela | 9 | SPS-WI | 41.93 | |
| 18 Brereton, Eloise | 9 | SAGE-IL | 42.04 | |
| 19 Relacion, Isabella | 10 | SAGE-IL | 42.21 | |
| 20 Sina, Emma | 8 | GCY-WI | 42.32 | |
| 21 Stodola, Elise | 9 | PAC-IL | 42.44 | |
| 22 Diers, Hailey | 8 | SPS-WI | 42.57 | |
| 23 Wetzell, Eva | 9 | SAGE-IL | 43.09 | |
| 24 Hastings, Breeley | 8 | SPS-WI | 43.17 | |
| 25 Hoffmann, Danielle | 10 | YDC-WI | 45.07 | |
| 26 Ringhand, Kailyn | 9 | GCY-WI | 45.29 | |
| 27 Li, Sophia | 10 | YDC-WI | 45.36 | |
| 28 Shields, Sonny | 10 | STAT-WI | 45.40 | |
| 29 Michaels, Olivia | 10 | WAUN-WI | 45.51 | |
| 30 Kramer, Kendall | 10 | SAGE-IL | 45.79 | |
| 31 Glosson, Maggie | 9 | SAGE-IL | 45.95 | |
| 32 Urbates, Nora | 9 | SAGE-IL | 46.49 | |
| 33 Casey, Makenzie | 10 | WAUN-WI | 47.19 | |
| 34 Tran, Jade | 10 | GCY-WI | 47.96 | |
| 35 Tennent, Stella | 10 | WAUN-WI | 48.26 | |
| 36 Beers, Lilly | 9 | WAUN-WI | 48.57 | |
| 37 Wang, Katie | 7 | PAC-IL | 48.84 | |
| 38 Shunk, Kennedy | 8 | GCY-WI | 50.40 | |
| 39 Geier, Lauren | 10 | GCY-WI | 50.56 | |
| 40 Seehawer, Piper | 10 | TOSA-WI | 51.07 | |



STAT/WAVE 2019 Winter Classic, Sanction #: WI2019-525A

11/22-24/2019 BMHS Natatorium 25 Yards

Results

(Event 29 Girls 10 & Under 50 Yard Butterfly)

| Name | Age | Team | Finals Time |
|------------------------|-----|---------|-------------|
| 41 Peters, Kennedy | 8 | SCST-WI | 52.27 |
| 42 Kessler, Natalie | 9 | WAUN-WI | 53.55 |
| 43 Kinan, Kaia | 9 | WAUN-WI | 53.85 |
| 44 Bartlett, Sabrina | 9 | WAUN-WI | 54.12 |
| 45 Lovejoy, Avery | 9 | STAT-WI | 54.44 |
| 46 Williams, Annabel | 8 | WAUN-WI | 54.60 |
| 47 Erlandson, Kaden | 10 | WAUN-WI | 56.10 |
| 48 Fredrickson, Leona | 9 | WAUN-WI | 57.31 |
| 49 Jordan, Mabel | 9 | GCY-WI | 58.46 |
| 50 Lorandos, Addison | 9 | WAUN-WI | 58.98 |
| *51 Shields, Kolby | 8 | STAT-WI | 59.16 |
| *51 Wirtz, Halle | 10 | YDC-WI | 59.16 |
| 53 Heynen, Ariana | 8 | BTDE-WI | 59.27 |
| 54 Lorenz, Greta | 9 | YDC-WI | 1:00.00 |
| 55 Henninger, Maddy | 10 | WAUN-WI | 1:01.59 |
| 56 Doyle, Lyla | 10 | GCY-WI | 1:02.46 |
| 57 Houston, Isabella | 10 | GCY-WI | 1:04.58 |
| 58 Loring, Liv | 10 | WAUN-WI | 1:04.84 |
| 59 Sharpe, Anna | 9 | WAUN-WI | 1:04.92 |
| 60 Kuehn, Iona | 9 | TOSA-WI | 1:05.34 |
| --- Foree, Claire | 9 | WAUN-WI | DQ |
| --- Ellefson, Hayden | 10 | WAUN-WI | DQ |
| --- Lewis, Etta | 9 | BTDE-WI | DQ |
| --- Johnson, Jordyn | 7 | YDC-WI | DQ |
| --- LaVeen, Chelsea | 10 | SCST-WI | DQ |
| --- Bates, Julia | 10 | BASS-WI | DQ |
| --- Carroll, Raelynn | 9 | SAGE-IL | NS |
| --- Salt, Evelise | 8 | WAUN-WI | NS |
| --- Carabat, Rianna | 10 | PAC-IL | NS |
| --- Benavides, Rebecca | 6 | BASS-WI | NS |
| --- Dastagir, Raina | 10 | PAC-IL | NS |

Event 30 Boys 10 & Under 50 Yard Butterfly

Meet: **30.59 M 11/18/2017 Julian S Cortright**
34.29 IL-C IL 2020 SC Champ
37.99 IL-R 2020 SC IL Regional
39.99 WI-S tate

| Name | Age | Team | Finals Time |
|---------------------|-----|---------|-------------|
| 1 Ma, Peter | 10 | PAC-IL | 34.48 IL-R |
| 2 Grant, Eli | 9 | SAGE-IL | 38.98 WI-S |
| 3 Hessling, Holden | 10 | SPS-WI | 40.18 16 |
| 4 Woerth, Owen | 10 | SCST-WI | 43.85 15 |
| 5 Pugachev, Daniel | 8 | PAC-IL | 44.75 14 |
| 6 Staff, Evin | 9 | MM-WI | 45.03 13 |
| 7 Swietek, Oliver | 10 | SAGE-IL | 46.46 12 |
| 8 Chikowero, Joseph | 7 | YDC-WI | 47.11 11 |
| 9 Pokrass, Brady | 9 | WAUN-WI | 49.67 9 |
| 10 Miller, Brady | 10 | SCST-WI | 50.56 7 |
| 11 Patten, Jayson | 9 | WAUN-WI | 50.95 6 |

| | | | | |
|---------------------------|----|---------|---------|---|
| 12 Kulstad, Alex | 10 | WAUN-WI | 52.88 | 5 |
| 13 Dargan, Liam | 9 | YDC-WI | 55.40 | 4 |
| 14 Lamont, Sutherland | 9 | WAUN-WI | 55.87 | 3 |
| 15 Rosenkvist, Aksel | 10 | WAUN-WI | 58.91 | 2 |
| 16 Relacion, Aaron | 7 | SAGE-IL | 59.14 | 1 |
| 17 Thomas, Donovyn | 9 | SCST-WI | 1:02.23 | |
| 18 Coronado, Dominic | 10 | SCST-WI | 1:04.18 | |
| 19 Butrymowicz, Alexander | 6 | YDC-WI | 1:18.20 | |
| --- Winters, Kobe | 10 | SCST-WI | DQ | |
| --- Roberts, Hewitt | 7 | SCST-WI | DQ | |
| --- Jameson, Deaglan | 9 | BASS-WI | DQ | |
| --- Anderson, Luke | 9 | YDC-WI | DQ | |
| --- Creech, Camren | 9 | SAGE-IL | DQ | |
| --- Harris, Jacob | 7 | YDC-WI | DQ | |
| --- Vander Werff, Ryker | 10 | SPS-WI | DQ | |
| --- Harrington, Quintin | 10 | WAUN-WI | NS | |
| --- Lee, Isaac | 10 | PAC-IL | NS | |
| --- Oksan, Batu | 9 | PAC-IL | NS | |
| --- McElroy, Colin | 9 | YDC-WI | NS | |
| --- Erickson, LeRoy | 9 | YDC-WI | NS | |

Event 31 Girls 11-12 50 Yard Butterfly


Meet: **27.73 M 12/15/2013 Alex C Moderski**
29.39 IL-C IL 2020 SC Champ
31.99 WI-S tate
33.49 IL-R 2020 SC IL Regional

| Name | Age | Team | Finals Time |
|-------------------------|-----|---------|-------------|
| A - Final | | | |
| 1 Paradis, Mazie | 12 | GCY-WI | 28.68 IL-C |
| 2 Florin, Linnea | 11 | PAC-IL | 28.98 IL-C |
| 3 Sina, Olivia | 11 | UN\$-WI | 29.60 WI-S |
| 4 Fernandez, Andrea | 12 | SAGE-IL | 29.84 WI-S |
| 5 Zentner, Anna | 12 | GCY-WI | 30.25 WI-S |
| 6 Staff, Elise | 12 | MM-WI | 30.46 WI-S |
| B - Final | | | |
| 7 Thornton, Megan | 11 | PAC-IL | 30.38 WI-S |
| 8 Wang, Lillian | 12 | PAC-IL | 30.93 WI-S |
| 9 Dimitrova, Nicole | 12 | PAC-IL | 30.98 WI-S |
| 10 Martuszewski, Amanda | 11 | PAC-IL | 31.39 WI-S |
| 11 Kingan, Emily | 12 | PAC-IL | 31.72 WI-S |
| 12 Diers, Sophie | 11 | SPS-WI | 32.04 IL-R |

Event 31 Girls 11-12 50 Yard Butterfly

Meet: **27.73 M 12/15/2013 Alex C Moderski**
29.39 IL-C IL 2020 SC Champ
31.99 WI-S tate
33.49 IL-R 2020 SC IL Regional

| Name | Age | Team | Prelim Time |
|----------------------|-----|--------|-------------|
| Preliminaries | | | |
| 1 Paradis, Mazie | 12 | GCY-WI | 29.08 qIL-C |
| 2 Florin, Linnea | 11 | PAC-IL | 29.15 qIL-C |



STAT/WAVE 2019 Winter Classic, Sanction #: WI2019-525A

11/22-24/2019 BMHS Natatorium 25 Yards

Results

Preliminaries ... (Event 31 Girls 11-12 50 Yard Butterfly)

| Name | Age | Team | Prelim Time | |
|-----------------------------|-----|---------|-------------|-------|
| 3 Zentner, Anna | 12 | GCY-WI | 30.21 | qWI-S |
| 4 Sina, Olivia | 11 | UN\$-WI | 30.27 | qWI-S |
| 5 Staff, Elise | 12 | MM-WI | 30.28 | qWI-S |
| 6 Fernandez, Andrea | 12 | SAGE-IL | 30.34 | qWI-S |
| 7 Thornton, Megan | 11 | PAC-IL | 30.38 | qWI-S |
| 8 Martuszewski, Amanda | 11 | PAC-IL | 30.91 | qWI-S |
| 9 Dimitrova, Nicole | 12 | PAC-IL | 31.17 | qWI-S |
| 10 Wang, Lillian | 12 | PAC-IL | 31.26 | qWI-S |
| 11 Diers, Sophie | 11 | SPS-WI | 31.93 | qWI-S |
| 12 Kingan, Emily | 12 | PAC-IL | 31.95 | qWI-S |
| 13 Lynch, Delaney | 12 | GCY-WI | 32.24 | IL-R |
| 14 Brereton, Penelope | 11 | SAGE-IL | 32.32 | IL-R |
| 15 Szadowski, Brooke | 12 | SAGE-IL | 32.62 | IL-R |
| 16 Dickmann, Anna | 11 | WAUN-WI | 32.69 | IL-R |
| 17 Rudsinski, Emely | 12 | SAGE-IL | 33.13 | IL-R |
| 18 Osthelder, Sara | 11 | YDC-WI | 33.28 | IL-R |
| 19 Fontana, Bella | 12 | SAGE-IL | 34.15 | |
| *20 Geib, Amelia | 11 | GCY-WI | 34.36 | |
| *20 Kapets, Jayna | 12 | SPS-WI | 34.36 | |
| 22 Wojdyla, Emma | 12 | PAC-IL | 34.39 | |
| 23 Phua, Andrea | 11 | PAC-IL | 34.42 | |
| 24 Franks, Alyssa | 12 | WAUN-WI | 34.44 | |
| 25 Koziel, Emma | 11 | SPS-WI | 34.98 | |
| 26 Sandor, Nelli | 11 | PAC-IL | 35.04 | |
| 27 Owley, Lilly | 12 | TOSA-WI | 35.71 | |
| 28 Danielson, Jada | 12 | SPS-WI | 36.15 | |
| 29 Newman, Cate | 12 | YDC-WI | 36.19 | |
| 30 Gamse, Blake | 11 | PAC-IL | 36.31 | |
| 31 Zhou, Stella | 11 | PAC-IL | 36.42 | |
| 32 Piper, Maggie | 11 | GCY-WI | 37.00 | |
| 33 Cortright, Fallon | 11 | TOSA-WI | 37.41 | |
| 34 Coons, Lana | 11 | TOSA-WI | 37.62 | |
| 35 Murray, Norah | 12 | SCST-WI | 37.99 | |
| 36 Anderson, Alice | 11 | YDC-WI | 38.00 | |
| 37 Arriola, Isabel | 12 | SPS-WI | 38.07 | |
| 38 Strebe, Makenna | 12 | GYD-WI | 38.09 | |
| 39 Wiechert, Olivia | 11 | GYD-WI | 38.12 | |
| 40 Borchardt-Wilson, Taylor | 12 | SPS-WI | 38.84 | |
| 41 Mickelson, Jenna | 11 | MM-WI | 38.97 | |
| 42 Hastings, Mackenzie | 11 | SPS-WI | 39.53 | |
| 43 Pence, Madalyn | 12 | WAUN-WI | 39.87 | |
| 44 Lenzendorf, Ellie | 11 | WAUN-WI | 41.11 | |
| 45 Steuart, Arianna | 11 | WAUN-WI | 41.94 | |
| 46 Montecchi, Reina | 11 | YDC-WI | 42.02 | |
| 47 Kuehn, Annalise | 11 | TOSA-WI | 42.30 | |
| 48 Stampf, Braenna | 11 | SPS-WI | 42.45 | |
| 49 Salt, Sonja | 11 | WAUN-WI | 42.55 | |

| | | | |
|-----------------------|----|---------|---------|
| 50 Urbates, Ella | 11 | SAGE-IL | 42.77 |
| 51 Viste, Avery | 11 | TOSA-WI | 43.52 |
| 52 Faber, Piper | 11 | GCY-WI | 44.69 |
| 53 Creech, Samantha | 12 | SAGE-IL | 46.24 |
| 54 Riddle, Layla | 11 | WAUN-WI | 46.35 |
| 55 Marella, Allie | 12 | BTDE-WI | 46.74 |
| 56 Burns, Sarah | 11 | UN-WI | 46.83 |
| 57 Mayer, Zoe | 11 | WAUN-WI | 47.36 |
| 58 Chapman, Brinlee | 11 | GCY-WI | 49.84 |
| *59 Thompson, Grace | 11 | BTDE-WI | 50.12 |
| *59 Putnam, Eliana | 11 | TOSA-WI | 50.12 |
| 61 Rocha, Sophia | 11 | YDC-WI | 1:05.45 |
| --- Grossenbach, Aria | 11 | PAC-IL | NS |
| --- Alder, Elle | 12 | PAC-IL | NS |
| --- Stodola, Leah | 11 | PAC-IL | NS |
| --- Maleck, Haleigh | 11 | BASS-WI | NS |
| --- Moore, Sidney | 11 | YDC-WI | NS |

Event 32 Boys 11-12 50 Yard Butterfly

Meet: 25.46 M 11/20/2016 Will R Hayon

29.69 IL-C IL 2020 SC Champ

32.99 WI-S tate

33.39 IL-R 2020 SC IL Regional

| Name | Age | Team | Finals Time | |
|-----------------------|-----|---------|-------------|------|
| A - Final | | | | |
| 1 Cortright, Julian | 12 | TOSA-WI | 25.94 | IL-C |
| 2 Chou, Kyler | 12 | PAC-IL | 28.48 | IL-C |
| 3 Punzel, Jameson | 12 | SCST-WI | 28.49 | IL-C |
| 4 Bryzelak, Ben | 12 | PAC-IL | 30.29 | WI-S |
| 5 Clark, Colton | 11 | GYD-WI | 30.42 | WI-S |
| 6 Rupniewski, Oliver | 11 | SAGE-IL | 30.53 | WI-S |
| B - Final | | | | |
| 7 Spredemann, Cameron | 12 | SPS-WI | 31.31 | WI-S |
| 8 Schmid, Grant | 11 | SPS-WI | 31.72 | WI-S |
| 9 Ziemba, Charlie | 12 | BTDE-WI | 31.93 | WI-S |
| 10 Olaru, David | 11 | PAC-IL | 32.39 | WI-S |
| 11 Geier, Brady | 12 | GCY-WI | 32.50 | WI-S |
| 12 Daman, Cameron | 12 | SAGE-IL | 32.94 | WI-S |

Event 32 Boys 11-12 50 Yard Butterfly

Meet: 25.46 M 11/20/2016 Will R Hayon

29.69 IL-C IL 2020 SC Champ

32.99 WI-S tate

33.39 IL-R 2020 SC IL Regional

| Name | Age | Team | Prelim Time | |
|----------------------|-----|---------|-------------|-------|
| Preliminaries | | | | |
| 1 Cortright, Julian | 12 | TOSA-WI | 26.31 | qIL-C |
| 2 Punzel, Jameson | 12 | SCST-WI | 28.28 | qIL-C |
| 3 Chou, Kyler | 12 | PAC-IL | 29.25 | qIL-C |
| 4 Bryzelak, Ben | 12 | PAC-IL | 30.41 | qWI-S |
| 5 Rupniewski, Oliver | 11 | SAGE-IL | 30.52 | qWI-S |



STAT/WAVE 2019 Winter Classic, Sanction #: WI2019-525A

11/22-24/2019 BMHS Natatorium 25 Yards

Results

Preliminaries ... (Event 32 Boys 11-12 50 Yard Butterfly)

| Name | Age | Team | Prelim Time | |
|-----------------------|-----|---------|-------------|-------|
| 6 Clark, Colton | 11 | GYD-WI | 30.98 | qWI-S |
| 7 Ziemba, Charlie | 12 | BTDE-WI | 31.92 | qWI-S |
| 8 Spredemann, Cameron | 12 | SPS-WI | 32.05 | qWI-S |
| 9 Oлару, David | 11 | PAC-IL | 32.10 | qWI-S |
| 10 Geier, Brady | 12 | GCY-WI | 32.37 | qWI-S |
| 11 Schmid, Grant | 11 | SPS-WI | 32.83 | qWI-S |
| 12 Daman, Cameron | 12 | SAGE-IL | 33.52 | q |
| 13 Glosson, Matthew | 12 | SAGE-IL | 33.68 | |
| 14 Henninger, Paul | 12 | WAUN-WI | 33.78 | |
| 15 Arvind, Adesh | 11 | PAC-IL | 34.07 | |
| 16 Rairden, Bodey | 12 | SPS-WI | 34.25 | |
| 17 DeThorne, Myles | 12 | YDC-WI | 35.09 | |
| 18 Connolly, Charlie | 12 | PAC-IL | 35.39 | |
| 19 Rimrodt, Chase | 12 | SPS-WI | 37.36 | |
| 20 Richardson, Max | 11 | WAUN-WI | 39.92 | |
| 21 Beck, Bryson | 11 | BTDE-WI | 40.20 | |
| 22 Acker, Owen | 12 | SPS-WI | 40.34 | |
| 23 LaBeau, Gavin | 12 | SPS-WI | 40.54 | |
| 24 Allen, Duke | 12 | STAT-WI | 41.56 | |
| 25 Barajas, Gabriel | 12 | SCST-WI | 41.75 | |
| 26 Cardone, Anthony | 11 | PAC-IL | 43.76 | |
| 27 Bartels, Grant | 11 | MM-WI | 44.31 | |
| 28 Edwards, Charlie | 11 | SAGE-IL | 48.62 | |
| 29 Kump, Mitchell | 11 | WAUN-WI | 49.97 | |
| 30 Mulligan, Keagan | 11 | GCY-WI | 59.95 | |
| --- Woletz, Keaton | 11 | MM-WI | NS | |
| --- Maleck, Nolan | 12 | BASS-WI | NS | |
| --- Van Berkum, Jack | 11 | SCST-WI | NS | |

Event 33 Girls 10 & Under 50 Yard Freestyle

Meet: 28.88 M 12/14/2013 Mekenzie E Hammer

30.09 IL-C IL 2020 SC Champ

32.49 WI-S tate

33.59 IL-R 2020 SC IL Regional

| Name | Age | Team | Finals Time | |
|--------------------------|-----|---------|-------------|------|
| 1 Elzey, Aika | 10 | PAC-IL | 29.17 | IL-C |
| 2 Tomlinson, Stella | 10 | PAC-IL | 29.96 | IL-C |
| 3 Paske, Vivian | 10 | SPS-WI | 30.03 | IL-C |
| 4 Shunk, Hadleigh | 10 | GCY-WI | 31.30 | WI-S |
| 5 Stovall, Eve | 10 | STAT-WI | 31.41 | WI-S |
| 6 Yang, Sarah | 10 | UN&-IL | 31.47 | WI-S |
| 7 Miecznikowski, Vanessa | 10 | PAC-IL | 31.54 | WI-S |
| 8 Busma, Adora | 10 | PAC-IL | 32.50 | IL-R |
| 9 Lake, Clara | 10 | WAUN-WI | 32.79 | IL-R |
| 10 Nicodemus, Elaina | 10 | SPS-WI | 32.95 | IL-R |
| 11 DeBoer, Erica | 10 | SPS-WI | 33.22 | IL-R |
| 12 Sathish, Mahati | 10 | SPS-WI | 33.41 | IL-R |
| 13 Fleming, Aalayjah | 10 | BTDE-WI | 33.57 | IL-R |

| | | | | |
|-------------------------|----|---------|-------|---|
| 14 Nagaj, Olivia | 10 | SAGE-IL | 33.85 | 3 |
| 15 Seneviratne, Dhanani | 10 | PAC-IL | 34.11 | 2 |
| 16 Jelinek, Abbie | 10 | SCST-WI | 34.31 | 1 |
| 17 Dejworek, Daisy | 10 | SAGE-IL | 34.32 | |
| 18 Eggebraten, Cecilia | 10 | SAGE-IL | 34.60 | |
| 19 Relacion, Isabella | 10 | SAGE-IL | 34.63 | |
| 20 Shada, Hayley | 10 | TOSA-WI | 34.69 | |
| 21 Shields, Sonny | 10 | STAT-WI | 34.76 | |
| 22 Kahn, Brooklyn | 9 | SAGE-IL | 34.82 | |
| 23 Butrymowicz, Ada | 9 | YDC-WI | 34.93 | |
| 24 Lynch, Ansley | 10 | GCY-WI | 35.02 | |
| 25 Brereton, Eloise | 9 | SAGE-IL | 35.05 | |
| 26 Grundahl, Sydney | 9 | SPS-WI | 35.45 | |
| 27 Sina, Emma | 8 | GCY-WI | 35.55 | |
| 28 Hastings, Breeley | 8 | SPS-WI | 35.63 | |
| 29 Komarova, Anastasia | 8 | SAGE-IL | 35.66 | |
| 30 Ringhand, Kailyn | 9 | GCY-WI | 35.78 | |
| 31 Tran, Jade | 10 | GCY-WI | 35.82 | |
| 32 Hoffmann, Danielle | 10 | YDC-WI | 35.91 | |
| 33 Verhelst, Maya | 10 | YDC-WI | 36.29 | |
| 34 Loess, Michaela | 9 | SPS-WI | 36.52 | |
| 35 Urbates, Nora | 9 | SAGE-IL | 37.05 | |
| 36 Morrison, Kaia | 10 | GCY-WI | 37.10 | |
| 37 Wetzell, Eva | 9 | SAGE-IL | 37.35 | |
| 38 Martuszewski, Emy | 9 | PAC-IL | 37.40 | |
| 39 Michaels, Olivia | 10 | WAUN-WI | 37.55 | |
| 40 Seehawer, Piper | 10 | TOSA-WI | 37.56 | |
| 41 Kramer, Kendall | 10 | SAGE-IL | 37.62 | |
| 42 Baker, Katie | 10 | SAGE-IL | 37.81 | |
| 43 Lorandos, Addison | 9 | WAUN-WI | 38.29 | |
| 44 Stodola, Elise | 9 | PAC-IL | 38.42 | |
| 45 Olson, Emma | 9 | STAT-WI | 39.00 | |
| 46 Diers, Hailey | 8 | SPS-WI | 39.05 | |
| 47 Beers, Lilly | 9 | WAUN-WI | 39.20 | |
| 48 Glosson, Maggie | 9 | SAGE-IL | 39.47 | |
| *49 Meverden, Brielle | 10 | MM-WI | 39.50 | |
| *49 Lovejoy, Avery | 9 | STAT-WI | 39.50 | |
| 51 Tennent, Stella | 10 | WAUN-WI | 39.51 | |
| 52 Williams, Annabel | 8 | WAUN-WI | 41.11 | |
| 53 Casey, Makenzie | 10 | WAUN-WI | 41.23 | |
| 54 Bessel, Ella | 9 | BTDE-WI | 41.43 | |
| 55 Geier, Lauren | 10 | GCY-WI | 41.49 | |
| 56 Kuehn, Iona | 9 | TOSA-WI | 42.05 | |
| 57 Doyle, Lyla | 10 | GCY-WI | 42.20 | |
| 58 Peters, Kennedy | 8 | SCST-WI | 42.24 | |
| 59 Erlandson, Kaden | 10 | WAUN-WI | 42.29 | |
| 60 Bystol, Zoey | 6 | YDC-WI | 42.31 | |
| 61 Fredrickson, Leona | 9 | WAUN-WI | 42.87 | |
| 62 Kessler, Natalie | 9 | WAUN-WI | 43.61 | |
| 63 Ziemba, Zoe | 9 | BTDE-WI | 44.12 | |
| 64 Shields, Kolby | 8 | STAT-WI | 44.26 | |



STAT/WAVE 2019 Winter Classic, Sanction #: WI2019-525A

11/22-24/2019 BMHS Natatorium 25 Yards

Results

(Event 33 Girls 10 & Under 50 Yard Freestyle)

| Name | AgeTeam | Finals Time |
|-------------------------|------------|-------------|
| 65 Wirtz, Halle | 10 YDC-WI | 44.31 |
| 66 Wang, Katie | 7 PAC-IL | 44.51 |
| 67 Heynen, Ariana | 8 BTDE-WI | 44.73 |
| 68 Shunk, Kennedy | 8 GCY-WI | 45.10 |
| 69 White, Chloe | 10 GCY-WI | 45.18 |
| 70 Eggen, Kaia | 10 SCST-WI | 45.70 |
| 71 Henninger, Maddy | 10 WAUN-WI | 45.80 |
| 72 Wetzell, Zoe | 8 SAGE-IL | 46.13 |
| 73 Jordan, Mabel | 9 GCY-WI | 46.27 |
| 74 Salt, Evelise | 8 WAUN-WI | 46.32 |
| 75 Grundahl, Brooklynn | 7 SPS-WI | 46.40 |
| 76 Kinan, Kaia | 9 WAUN-WI | 46.44 |
| 77 Jacobson, Bria | 8 STAT-WI | 46.57 |
| 78 Ellefson, Hayden | 10 WAUN-WI | 47.33 |
| 79 Lorenz, Greta | 9 YDC-WI | 48.21 |
| 80 Houston, Isabella | 10 GCY-WI | 48.36 |
| 81 Marunde, Evelyn | 8 GCY-WI | 48.52 |
| 82 LaVeen, Chelsea | 10 SCST-WI | 48.92 |
| 83 Lewis, Etta | 9 BTDE-WI | 49.05 |
| 84 Chism, Molly | 7 STAT-WI | 49.38 |
| 85 Johnson, Jordyn | 7 YDC-WI | 49.79 |
| 86 Hyland, Nola | 10 WAUN-WI | 50.18 |
| 87 Wilson, Brooklyn | 9 GCY-WI | 51.09 |
| 88 Patten, Anna | 6 WAUN-WI | 51.25 |
| 89 Bartlett, Sabrina | 9 WAUN-WI | 51.31 |
| 90 Merten, Olivia | 8 GCY-WI | 51.52 |
| 91 Loring, Liv | 10 WAUN-WI | 51.96 |
| 92 Doyle, Stella | 6 GCY-WI | 52.79 |
| 93 Schmidt, Ava | 9 GCY-WI | 54.94 |
| 94 Sharpe, Anna | 9 WAUN-WI | 55.26 |
| 95 Bystol, Morgan | 8 YDC-WI | 55.94 |
| 96 Bates, Julia | 10 BASS-WI | 56.79 |
| 97 Driscoll, Alivia | 8 SCST-WI | 57.37 |
| 98 Ramirez, Anneliese | 7 GCY-WI | 58.03 |
| 99 Welwood, Vivian | 8 WAUN-WI | 1:02.40 |
| 100 Benavides, Rebecca | 6 BASS-WI | 1:38.22 |
| --- Carroll, Raelynn | 9 SAGE-IL | NS |
| --- Dastagir, Raina | 10 PAC-IL | NS |
| --- Foree, Claire | 9 WAUN-WI | NS |
| --- Bobrowicz, Zoe | 9 GCY-WI | NS |
| --- Carabat, Rianna | 10 PAC-IL | NS |
| --- Erickson, Anneliese | 6 YDC-WI | NS |

Event 34 Boys 10 & Under 50 Yard Freestyle

Meet: 28.71 M 11/18/2017 Caden R Van Buren
30.19 IL-C IL 2020 SC Champ
32.99 WI-S tate
33.69 IL-R 2020 SC IL Regional

| Name | AgeTeam | Finals Time | |
|---------------------------|------------|-------------|------|
| 1 Venslauskas, Ignas | 10 SAGE-IL | 28.44M | IL-C |
| 2 Lopez, Asher | 9 SPS-WI | 31.68 | WI-S |
| 3 Hessling, Holden | 10 SPS-WI | 33.33 | IL-R |
| 4 Staff, Evin | 9 MM-WI | 34.87 | 15 |
| 5 Pugachev, Daniel | 8 PAC-IL | 35.08 | 14 |
| 6 Bystol, Parker | 10 YDC-WI | 35.66 | 13 |
| 7 Grant, Eli | 9 SAGE-IL | 36.43 | 12 |
| 8 Woerth, Owen | 10 SCST-WI | 36.57 | 11 |
| 9 Gaylord, Maxwell | 8 SAGE-IL | 36.67 | 9 |
| 10 Cobb, Brayden | 9 PAC-IL | 36.92 | 7 |
| 11 Bryer, Hunter | 10 STAT-WI | 38.30 | 6 |
| 12 Lamont, Sutherland | 9 WAUN-WI | 38.83 | 5 |
| 13 Pokrass, Brady | 9 WAUN-WI | 39.07 | 4 |
| 14 Brereton, Oliver | 7 SAGE-IL | 39.55 | 3 |
| 15 Swietek, Oliver | 10 SAGE-IL | 41.04 | 2 |
| 16 Patten, Jayson | 9 WAUN-WI | 41.08 | 1 |
| 17 Shields, Ryan | 9 STAT-WI | 41.96 | |
| 18 Anderson, Luke | 9 YDC-WI | 42.04 | |
| 19 Miller, Brady | 10 SCST-WI | 42.10 | |
| 20 Boldt, Henry | 10 WAUN-WI | 42.32 | |
| 21 Rosenkvist, Aksel | 10 WAUN-WI | 42.86 | |
| 22 Fricano, Joey | 10 PAC-IL | 43.23 | |
| 23 Mead, Linden | 10 YDC-WI | 43.31 | |
| 24 Kulstad, Alex | 10 WAUN-WI | 43.89 | |
| 25 Roberts, Hewitt | 7 SCST-WI | 44.15 | |
| 26 Coronado, Dominic | 10 SCST-WI | 45.42 | |
| 27 Fitz, Lias | 9 YDC-WI | 45.67 | |
| 28 Relacion, Aaron | 7 SAGE-IL | 46.03 | |
| 29 Mead, Emmett | 8 YDC-WI | 46.59 | |
| 30 Thomas, Donovyn | 9 SCST-WI | 47.23 | |
| 31 Winters, Kobe | 10 SCST-WI | 47.38 | |
| 32 Creech, Camren | 9 SAGE-IL | 47.71 | |
| 33 Harrington, Quintin | 10 WAUN-WI | 48.37 | |
| 34 Jameson, Deaglan | 9 BASS-WI | 49.63 | |
| 35 Kizimenko, Sasha | 8 WAUN-WI | 50.14 | |
| 36 Harris, Jacob | 7 YDC-WI | 55.86 | |
| 37 Ranney, Matthew | 8 WAUN-WI | 56.66 | |
| 38 Kulstad, Isaac | 7 WAUN-WI | 1:07.67 | |
| 39 Butrymowicz, Alexander | 6 YDC-WI | 1:10.38 | |
| 40 Anderson, Robert | 6 YDC-WI | 2:24.46 | |
| --- Erickson, LeRoy | 9 YDC-WI | NS | |
| --- Oksan, Batu | 9 PAC-IL | NS | |
| --- McElroy, Colin | 9 YDC-WI | NS | |



STAT/WAVE 2019 Winter Classic, Sanction #: WI2019-525A

11/22-24/2019 BMHS Natatorium 25 Yards

Results

Event 35 Girls 11-12 50 Yard Freestyle

Meet: 25.36 M 12/14/2013 Alex C Moderski
 26.99 IL-C IL 2020 SC Champ
 28.49 WI-S tate
 30.19 IL-R 2020 SC IL Regional

| Name | Age | Team | Finals Time | |
|----------------------|-----|---------|-------------|------|
| A - Final | | | | |
| 1 Fernandez, Andrea | 12 | SAGE-IL | 26.68 | IL-C |
| 2 Zentner, Anna | 12 | GCY-WI | 27.24 | WI-S |
| 3 Thornton, Megan | 11 | PAC-IL | 27.60 | WI-S |
| 4 Florin, Linnea | 11 | PAC-IL | 27.65 | WI-S |
| 5 Brereton, Penelope | 11 | SAGE-IL | 27.73 | WI-S |
| 6 Cobb, Lydia | 11 | PAC-IL | 28.07 | WI-S |

| | | | | |
|---------------------|----|---------|-------|------|
| B - Final | | | | |
| 7 Schmid, Gabby | 12 | SPS-WI | 26.78 | IL-C |
| 8 Diers, Sophie | 11 | SPS-WI | 28.31 | WI-S |
| 9 Staff, Elise | 12 | MM-WI | 28.43 | WI-S |
| 10 Nickel, Nicole | 12 | WAUN-WI | 28.59 | IL-R |
| 11 Franks, Alyssa | 12 | WAUN-WI | 29.04 | IL-R |
| 12 Schneider, Layla | 12 | SPS-WI | 29.15 | IL-R |

Event 35 Girls 11-12 50 Yard Freestyle

Meet: 25.36 M 12/14/2013 Alex C Moderski
 26.99 IL-C IL 2020 SC Champ
 28.49 WI-S tate
 30.19 IL-R 2020 SC IL Regional

| Name | Age | Team | Prelim Time | |
|----------------------|-----|---------|-------------|-------|
| Preliminaries | | | | |
| 1 Thornton, Megan | 11 | PAC-IL | 27.42 | qWI-S |
| 2 Zentner, Anna | 12 | GCY-WI | 27.45 | qWI-S |
| 3 Florin, Linnea | 11 | PAC-IL | 27.53 | qWI-S |
| 4 Fernandez, Andrea | 12 | SAGE-IL | 27.73 | qWI-S |
| 5 Cobb, Lydia | 11 | PAC-IL | 28.04 | qWI-S |
| 6 Brereton, Penelope | 11 | SAGE-IL | 28.24 | qWI-S |
| 7 Staff, Elise | 12 | MM-WI | 28.39 | qWI-S |
| 8 Diers, Sophie | 11 | SPS-WI | 28.52 | qIL-R |
| 9 Nickel, Nicole | 12 | WAUN-WI | 28.53 | qIL-R |
| 10 Schmid, Gabby | 12 | SPS-WI | 28.57 | qIL-R |
| 11 Franks, Alyssa | 12 | WAUN-WI | 28.64 | qIL-R |
| 12 Schneider, Layla | 12 | SPS-WI | 28.67 | qIL-R |

| | | | | |
|----------------------|----|---------|-------|------|
| 13 Rudsinski, Emely | 12 | SAGE-IL | 28.94 | IL-R |
| 14 Chapman, Megan | 11 | GCY-WI | 28.95 | IL-R |
| 15 Fontana, Bella | 12 | SAGE-IL | 28.96 | IL-R |
| 16 Wang, Lillian | 12 | PAC-IL | 28.98 | IL-R |
| 17 Lynch, Delaney | 12 | GCY-WI | 29.72 | IL-R |
| 18 Grindle, Megan | 12 | WAUN-WI | 29.77 | IL-R |
| *19 Kingan, Emily | 12 | PAC-IL | 30.06 | IL-R |
| *19 Huebner, Eleanor | 12 | YDC-WI | 30.06 | IL-R |
| 21 Danielson, Jada | 12 | SPS-WI | 30.29 | |

| | | | |
|----------------------------|----|---------|-------|
| 22 Pinnow, Lauren | 11 | GCY-WI | 30.66 |
| 23 Sheehan, Finnley | 11 | SPS-WI | 30.70 |
| *24 Kapets, Jayna | 12 | SPS-WI | 30.78 |
| *24 Oropeza, Allison | 12 | PAC-IL | 30.78 |
| 26 Sandor, Nelli | 11 | PAC-IL | 30.92 |
| 27 Coons, Lana | 11 | TOSA-WI | 31.13 |
| 28 Schober, Johanna | 12 | PAC-IL | 31.28 |
| 29 Van De Wiel, Lily | 11 | SPS-WI | 31.39 |
| 30 Osthelder, Sara | 11 | YDC-WI | 31.42 |
| 31 Machorro, Deana | 11 | SPS-WI | 31.68 |
| 32 Wojdyła, Emma | 12 | PAC-IL | 31.80 |
| 33 Szadowski, Brooke | 12 | SAGE-IL | 31.94 |
| 34 Lenzendorf, Ellie | 11 | WAUN-WI | 32.23 |
| 35 Murray, Norah | 12 | SCST-WI | 32.32 |
| 36 Pence, Madalyn | 12 | WAUN-WI | 32.39 |
| 37 Zhou, Stella | 11 | PAC-IL | 32.66 |
| 38 Harms, Jenna | 12 | STAT-WI | 32.82 |
| 39 Arriola, Isabel | 12 | SPS-WI | 33.03 |
| 40 Mickelson, Jenna | 11 | MM-WI | 33.07 |
| 41 Zelikman, Ani | 11 | SAGE-IL | 33.14 |
| 42 Hastings, Mackenzie | 11 | SPS-WI | 33.20 |
| 43 Borhardt-Wilson, Taylor | 12 | SPS-WI | 33.25 |
| 44 Engelhardt, Madisyn | 12 | STAT-WI | 33.34 |
| 45 Forberg, Kaelen | 12 | BTDE-WI | 33.57 |
| 46 Kuehn, Annalise | 11 | TOSA-WI | 33.79 |
| 47 Owley, Lilly | 12 | TOSA-WI | 33.97 |
| 48 Cortright, Fallon | 11 | TOSA-WI | 34.08 |
| 49 Viste, Avery | 11 | TOSA-WI | 34.12 |
| 50 Schmidt, Kira | 11 | GCY-WI | 34.14 |
| 51 Salt, Sonja | 11 | WAUN-WI | 34.16 |
| 52 Thompson, Grace | 11 | BTDE-WI | 34.25 |
| 53 Bystol, Payton | 12 | YDC-WI | 34.51 |
| 54 Stein, Julia | 12 | TOSA-WI | 34.68 |
| 55 Koziel, Abbie | 12 | SPS-WI | 34.99 |
| 56 Faber, Piper | 11 | GCY-WI | 35.09 |
| 57 Schwartz, Katie | 12 | SCST-WI | 35.39 |
| 58 Creech, Samantha | 12 | SAGE-IL | 35.53 |
| 59 Newman, Cate | 12 | YDC-WI | 35.56 |
| 60 Peterson, June | 12 | YDC-WI | 35.58 |
| 61 Morrison, Amalia | 12 | GCY-WI | 35.78 |
| 62 Burns, Sarah | 11 | UN-WI | 35.81 |
| 63 Steuart, Arianna | 11 | WAUN-WI | 35.89 |
| 64 Urbates, Ella | 11 | SAGE-IL | 36.19 |
| 65 Montecchi, Reina | 11 | YDC-WI | 36.23 |
| 66 Hulick, Rachel | 11 | SCST-WI | 36.29 |
| 67 Baumunk, Olivia | 11 | SCST-WI | 36.43 |
| 68 Schoepke, Riley | 11 | SAGE-IL | 36.82 |
| 69 Jameson, Kaitlynn | 11 | BASS-WI | 37.50 |
| 70 Riddle, Layla | 11 | WAUN-WI | 37.53 |
| 71 Collins, Chloe | 11 | BTDE-WI | 38.36 |
| 72 Mayer, Zoe | 11 | WAUN-WI | 38.74 |



STAT/WAVE 2019 Winter Classic, Sanction #: WI2019-525A

11/22-24/2019 BMHS Natatorium 25 Yards

Results

Preliminaries ... (Event 35 Girls 11-12 50 Yard Freestyle)

| Name | Age | Team | Prelim Time |
|-----------------------|-----|---------|-------------|
| 73 Marella, Allie | 12 | BTDE-WI | 40.21 |
| 74 Chapman, Brinlee | 11 | GCY-WI | 41.16 |
| 75 Dargan, Margo | 11 | YDC-WI | 41.81 |
| 76 Owley, Caroline | 11 | TOSA-WI | 44.79 |
| --- Rocha, Sophia | 11 | YDC-WI | DQ |
| --- Alder, Elle | 12 | PAC-IL | NS |
| --- Gualdron, Andrea | 11 | PAC-IL | NS |
| --- Moore, Sidney | 11 | YDC-WI | NS |
| --- Stodola, Leah | 11 | PAC-IL | NS |
| --- Maleck, Haleigh | 11 | BASS-WI | NS |
| --- Grossenbach, Aria | 11 | PAC-IL | NS |

Event 36 Boys 11-12 50 Yard Freestyle

Meet: 23.91 M 11/19/2016 Will R Hayon
 26.59 IL-C IL 2020 SC Champ
 28.99 WI-S tate
 30.09 IL-R 2020 SC IL Regional

| Name | Age | Team | Finals Time |
|---------------------|-----|---------|-------------|
| A - Final | | | |
| 1 Cortright, Julian | 12 | TOSA-WI | 24.74 IL-C |
| 2 Chou, Kyler | 12 | PAC-IL | 25.52 IL-C |
| 3 Rahimzadeh, Sam | 11 | PAC-IL | 25.93 IL-C |
| 4 Punzel, Jameson | 12 | SCST-WI | 26.09 IL-C |
| 5 Kreimer, Dylan | 12 | PAC-IL | 26.62 WI-S |
| 6 Lee, Jacob | 12 | SPS-WI | 26.77 WI-S |

B - Final

| | | | |
|-------------------------|----|---------|------------|
| 7 Ziemba, Charlie | 12 | BTDE-WI | 27.37 WI-S |
| 8 Venslauskas, Kasparas | 12 | SAGE-IL | 27.74 WI-S |
| 9 Herron, Matthew | 12 | SAGE-IL | 27.86 WI-S |
| 10 Wang, Joshua | 11 | PAC-IL | 28.14 WI-S |
| 11 Bryzelak, Ben | 12 | PAC-IL | 28.51 WI-S |
| --- Gaylord, Mason | 12 | SAGE-IL | NS |

Event 36 Boys 11-12 50 Yard Freestyle

Meet: 23.91 M 11/19/2016 Will R Hayon
 26.59 IL-C IL 2020 SC Champ
 28.99 WI-S tate
 30.09 IL-R 2020 SC IL Regional

| Name | Age | Team | Prelim Time |
|-------------------------|-----|---------|-------------|
| Preliminaries | | | |
| 1 Cortright, Julian | 12 | TOSA-WI | 24.73 qIL-C |
| 2 Rahimzadeh, Sam | 11 | PAC-IL | 25.76 qIL-C |
| 3 Chou, Kyler | 12 | PAC-IL | 26.10 qIL-C |
| 4 Lee, Jacob | 12 | SPS-WI | 26.37 qIL-C |
| 5 Punzel, Jameson | 12 | SCST-WI | 26.57 qIL-C |
| 6 Kreimer, Dylan | 12 | PAC-IL | 27.09 qWI-S |
| 7 Venslauskas, Kasparas | 12 | SAGE-IL | 27.61 qWI-S |
| 8 Wang, Joshua | 11 | PAC-IL | 27.82 qWI-S |

| | | | |
|----------------------|----|---------|-------------|
| 9 Ziemba, Charlie | 12 | BTDE-WI | 27.87 qWI-S |
| 10 Bryzelak, Ben | 12 | PAC-IL | 28.46 qWI-S |
| 11 Gaylord, Mason | 12 | SAGE-IL | 28.59 qWI-S |
| 12 Herron, Matthew | 12 | SAGE-IL | 29.13 qIL-R |
| 13 Connolly, Charlie | 12 | PAC-IL | 29.48 IL-R |
| 14 Para, Varun | 11 | PAC-IL | 29.64 IL-R |
| 15 Van Berkum, Jack | 11 | SCST-WI | 29.87 IL-R |
| 16 Glosson, Matthew | 12 | SAGE-IL | 29.91 IL-R |
| 17 Rimrodt, Chase | 12 | SPS-WI | 29.97 IL-R |
| 18 Oлару, David | 11 | PAC-IL | 29.98 IL-R |
| 19 Morse, Isaac | 11 | SAGE-IL | 30.05 IL-R |
| 20 Haselow, Grant | 12 | WAUN-WI | 30.07 IL-R |
| 21 Maretski, Roman | 12 | SPS-WI | 30.66 |
| 22 Letang, Andrew | 12 | YDC-WI | 31.04 |
| 23 Greenlee, Aidan | 12 | BTDE-WI | 31.20 |
| 24 Henninger, Paul | 12 | WAUN-WI | 31.61 |
| 25 Ries, Jack | 12 | SPS-WI | 31.96 |
| 26 Blum, Dawson | 12 | SAGE-IL | 32.00 |
| 27 Case, Will | 11 | MM-WI | 32.53 |
| 28 DeThorne, Myles | 12 | YDC-WI | 32.69 |
| 29 LaBeau, Gavin | 12 | SPS-WI | 33.67 |
| 30 Richardson, Max | 11 | WAUN-WI | 33.69 |
| 31 Beck, Bryson | 11 | BTDE-WI | 33.70 |
| 32 Chamberlain, Will | 12 | SAGE-IL | 34.28 |
| 33 Cordes, Peter | 12 | YDC-WI | 34.31 |
| 34 Skipper, Emil | 12 | YDC-WI | 34.89 |
| 35 Carabell, Connor | 11 | YDC-WI | 36.68 |
| 36 Edwards, Charlie | 11 | SAGE-IL | 36.97 |
| 37 Holmes, Jayden | 11 | MM-WI | 37.07 |
| 38 Bartels, Grant | 11 | MM-WI | 37.48 |
| 39 Thomas, Alex | 12 | SAGE-IL | 37.88 |
| 40 Yonamine, Lincoln | 11 | SAGE-IL | 39.44 |
| 41 Singleton, Caden | 12 | GYD-WI | 41.20 |
| 42 Mulligan, Keagan | 11 | GCY-WI | 41.55 |
| 43 Kump, Mitchell | 11 | WAUN-WI | 45.29 |
| --- Houston, Padraic | 12 | GCY-WI | DQ |
| --- Woletz, Keaton | 11 | MM-WI | NS |

Event 37 Girls 10 & Under 100 Yard Backstroke

Meet: 1:11.13 M 12/14/2013 Grace L Sala
 1:16.99 IL-C IL 2020 SC Champ
 1:21.49 WI-S tate
 1:25.69 IL-R 2020 SC IL Regional

| Name | Age | Team | Finals Time |
|---------------------|-------|--------|---------------|
| 1 Kret, Tamara | 10 | PAC-IL | 1:09.70M IL-C |
| 33.73 | 35.97 | | |
| 2 Elzey, Aika | 10 | PAC-IL | 1:12.71 IL-C |
| 35.45 | 37.26 | | |
| 3 Tomlinson, Stella | 10 | PAC-IL | 1:13.28 IL-C |
| 36.66 | 36.62 | | |



STAT/WAVE 2019 Winter Classic, Sanction #: WI2019-525A

11/22-24/2019 BMHS Natatorium 25 Yards

Results

(Event 37 Girls 10 & Under 100 Yard Backstroke)

| Name | Age | Team | Finals Time | |
|--------------------------|-------|---------|-------------|------|
| 4 Wang, Claire | 10 | PAC-IL | 1:14.86 | IL-C |
| 36.80 | 38.06 | | | |
| 5 Yang, Sarah | 10 | UN&-IL | 1:15.11 | IL-C |
| 35.68 | 39.43 | | | |
| 6 Elliott, Raya | 10 | SCST-WI | 1:16.29 | IL-C |
| 37.26 | 39.03 | | | |
| 7 Miecznikowski, Vanessa | 10 | PAC-IL | 1:17.03 | WI-S |
| 38.04 | 38.99 | | | |
| 8 Shunk, Hadleigh | 10 | GCY-WI | 1:18.00 | WI-S |
| 37.82 | 40.18 | | | |
| 9 Stovall, Eve | 10 | STAT-WI | 1:19.51 | WI-S |
| 39.25 | 40.26 | | | |
| 10 Sina, Emma | 8 | GCY-WI | 1:24.05 | IL-R |
| 41.11 | 42.94 | | | |
| 11 DeBoer, Erica | 10 | SPS-WI | 1:26.26 | 6 |
| 41.73 | 44.53 | | | |
| 12 Sathish, Mahati | 10 | SPS-WI | 1:26.71 | 5 |
| 42.78 | 43.93 | | | |
| 13 Loess, Michaela | 9 | SPS-WI | 1:26.73 | 4 |
| 41.73 | 45.00 | | | |
| 14 Stodola, Elise | 9 | PAC-IL | 1:28.15 | 3 |
| 43.09 | 45.06 | | | |
| 15 Kahn, Brooklyn | 9 | SAGE-IL | 1:29.35 | 2 |
| 43.00 | 46.35 | | | |
| 16 Verhelst, Maya | 10 | YDC-WI | 1:29.89 | 1 |
| 45.14 | 44.75 | | | |
| 17 Jelinek, Abbie | 10 | SCST-WI | 1:31.88 | |
| 46.07 | 45.81 | | | |
| 18 Morrison, Kaia | 10 | GCY-WI | 1:32.28 | |
| 44.19 | 48.09 | | | |
| 19 Baker, Katie | 10 | SAGE-IL | 1:34.88 | |
| 46.83 | 48.05 | | | |
| 20 Michaels, Olivia | 10 | WAUN-WI | 1:35.27 | |
| 46.48 | 48.79 | | | |
| 21 Martuszewski, Emy | 9 | PAC-IL | 1:37.56 | |
| 46.54 | 51.02 | | | |
| 22 Tennent, Stella | 10 | WAUN-WI | 1:40.99 | |
| 48.79 | 52.20 | | | |
| 23 Glosson, Maggie | 9 | SAGE-IL | 1:41.48 | |
| | | | | |
| 24 Kinan, Kaia | 9 | WAUN-WI | 1:42.00 | |
| 48.69 | 53.31 | | | |
| 25 Williams, Annabel | 8 | WAUN-WI | 1:42.78 | |
| 49.04 | 53.74 | | | |
| 26 Li, Sophia | 10 | YDC-WI | 1:45.99 | |
| 50.85 | 55.14 | | | |
| 27 Lorandos, Addison | 9 | WAUN-WI | 1:46.07 | |
| 51.39 | 54.68 | | | |
| 28 Shunk, Kennedy | 8 | GCY-WI | 1:47.24 | |

| | | | |
|------------------------|---------|---------|---------|
| 29 Grundahl, Brooklynn | 7 | SPS-WI | 1:49.14 |
| 51.86 | 57.28 | | |
| 30 Fredrickson, Leona | 9 | WAUN-WI | 1:50.12 |
| 55.27 | 54.85 | | |
| 31 Bessel, Ella | 9 | BTDE-WI | 1:51.29 |
| 52.18 | 59.11 | | |
| 32 Olson, Emma | 9 | STAT-WI | 1:52.35 |
| 54.70 | 57.65 | | |
| 33 Peters, Kennedy | 8 | SCST-WI | 1:53.14 |
| 56.56 | 56.58 | | |
| 34 Eggen, Kaia | 10 | SCST-WI | 1:53.55 |
| 53.83 | 59.72 | | |
| 35 Ziemba, Zoe | 9 | BTDE-WI | 1:54.11 |
| 54.82 | 59.29 | | |
| 36 Erlandson, Kaden | 10 | WAUN-WI | 1:55.82 |
| 58.71 | 57.52 | | |
| 37 Henninger, Maddy | 10 | WAUN-WI | 1:56.23 |
| 56.27 | 1:01.86 | | |
| 38 Houston, Isabella | 10 | GCY-WI | 1:58.13 |
| 57.31 | 1:01.06 | | |
| 39 Geier, Lauren | 10 | GCY-WI | 1:58.37 |
| 57.20 | 1:01.35 | | |
| 40 Johnson, Jordyn | 7 | YDC-WI | 1:58.55 |
| 56.75 | 1:02.06 | | |
| 41 Jacobson, Bria | 8 | STAT-WI | 1:58.81 |
| 58.09 | 1:01.35 | | |
| 42 Casey, Makenzie | 10 | WAUN-WI | 1:59.44 |
| 58.39 | 1:02.44 | | |
| 43 Loring, Liv | 10 | WAUN-WI | 2:00.83 |
| 56.99 | 1:04.26 | | |
| 44 Schmidt, Ava | 9 | GCY-WI | 2:01.25 |
| 58.59 | 1:04.98 | | |
| 45 White, Chloe | 10 | GCY-WI | 2:03.57 |
| 58.18 | 1:05.56 | | |
| 46 Bartlett, Sabrina | 9 | WAUN-WI | 2:03.74 |
| 58.18 | 1:05.56 | | |
| 47 Merten, Olivia | 8 | GCY-WI | 2:04.98 |
| 1:02.49 | 1:02.87 | | |
| 48 Hyland, Nola | 10 | WAUN-WI | 2:05.36 |
| | | | |
| 49 Ellefson, Hayden | 10 | WAUN-WI | 2:07.80 |
| | | | |
| 50 Sharpe, Anna | 9 | WAUN-WI | 2:07.94 |
| 1:02.40 | 1:05.54 | | |
| 51 LaVeen, Chelsea | 10 | SCST-WI | 2:11.51 |
| 1:04.24 | 1:07.27 | | |
| 52 Patten, Anna | 6 | WAUN-WI | 2:12.31 |
| 1:05.38 | 1:06.93 | | |
| 53 Welwood, Vivian | 8 | WAUN-WI | 2:17.04 |
| | | | |
| 54 Bates, Julia | 10 | BASS-WI | 2:22.79 |
| 1:04.42 | 1:18.37 | | |
| --- Lynch, Ansley | 10 | GCY-WI | DQ |
| 46.54 | 51.14 | | |



STAT/WAVE 2019 Winter Classic, Sanction #: WI2019-525A

11/22-24/2019 BMHS Natatorium 25 Yards

Results

(Event 37 Girls 10 & Under 100 Yard Backstroke)

| Name | Age | Team | Finals Time |
|------------------------|-----|---------|-------------|
| --- Marunde, Evelyn | 8 | GCY-WI | DQ |
| 57.61 1:04.61 | | | |
| --- Nicodemus, Elaina | 10 | SPS-WI | DQ |
| 45.69 47.13 | | | |
| --- Benavides, Rebecca | 6 | BASS-WI | DQ |
| --- Lorenz, Greta | 9 | YDC-WI | DQ |
| 51.57 53.53 | | | |
| --- Salt, Evelise | 8 | WAUN-WI | DQ |
| 53.00 55.62 | | | |
| --- Lake, Clara | 10 | WAUN-WI | DQ |
| 39.38 44.63 | | | |
| --- Foree, Claire | 9 | WAUN-WI | DQ |
| 1:01.16 1:10.39 | | | |
| --- Driscoll, Alivia | 8 | SCST-WI | DQ |
| 1:05.99 1:13.07 | | | |
| --- Bobrowicz, Zoe | 9 | GCY-WI | NS |
| --- Carabat, Rianna | 10 | PAC-IL | NS |
| --- Carroll, Raelynn | 9 | SAGE-IL | NS |

Event 38 Boys 10 & Under 100 Yard Backstroke

Meet: 1:11.71 M 11/18/2017 Caden R Van Buren

1:17.79 IL-C IL 2020 SC Champ

1:24.49 WI-S tate

1:26.29 IL-R 2020 SC IL Regional

| Name | Age | Team | Finals Time |
|----------------------|-----|---------|--------------|
| 1 Venslauskas, Ignas | 10 | SAGE-IL | 1:12.05 IL-C |
| 34.87 37.18 | | | |
| 2 Ma, Peter | 10 | PAC-IL | 1:17.56 IL-C |
| 37.67 39.89 | | | |
| 3 Lopez, Asher | 9 | SPS-WI | 1:25.49 IL-R |
| 42.76 42.73 | | | |
| 4 Hessling, Holden | 10 | SPS-WI | 1:26.83 15 |
| 5 Woerth, Owen | 10 | SCST-WI | 1:31.42 14 |
| 6 Swietek, Oliver | 10 | SAGE-IL | 1:33.96 13 |
| 44.79 49.17 | | | |
| 7 Grant, Eli | 9 | SAGE-IL | 1:34.33 12 |
| 43.97 50.36 | | | |
| 8 Gaylord, Maxwell | 8 | SAGE-IL | 1:36.53 11 |
| 45.36 51.17 | | | |
| 9 Bryer, Hunter | 10 | STAT-WI | 1:40.30 9 |
| 48.16 52.14 | | | |
| 10 Pokrass, Brady | 9 | WAUN-WI | 1:43.78 7 |
| 50.76 53.02 | | | |
| 11 Boldt, Henry | 10 | WAUN-WI | 1:47.34 6 |
| 52.09 55.25 | | | |
| 12 Patten, Jayson | 9 | WAUN-WI | 1:47.91 5 |
| 49.70 58.21 | | | |
| 13 Kulstad, Alex | 10 | WAUN-WI | 1:48.05 4 |

| | | | |
|-------------------------|----|---------|-----------|
| 14 Rosenkvist, Aksel | 10 | WAUN-WI | 1:53.18 3 |
| 55.05 58.13 | | | |
| 15 Shields, Ryan | 9 | STAT-WI | 1:54.49 2 |
| 53.39 1:01.10 | | | |
| 16 Fricano, Joey | 10 | PAC-IL | 1:56.20 1 |
| 55.86 1:00.34 | | | |
| 17 Kizimenko, Sasha | 8 | WAUN-WI | 1:58.21 |
| 18 Dargan, Liam | 9 | YDC-WI | 1:58.74 |
| 19 Fitz, Lias | 9 | YDC-WI | 1:58.75 |
| 58.19 1:00.56 | | | |
| 20 Mead, Emmett | 8 | YDC-WI | 1:59.23 |
| 55.96 1:03.27 | | | |
| 21 Winters, Kobe | 10 | SCST-WI | 2:12.63 |
| 1:05.42 1:07.21 | | | |
| --- Josephs, Nathan | 9 | GCY-WI | DQ |
| 40.35 43.81 | | | |
| --- Harrington, Quintin | 10 | WAUN-WI | DQ |
| --- Lamont, Sutherland | 9 | WAUN-WI | DQ |
| 48.55 48.52 | | | |
| --- Chikowero, Joseph | 7 | YDC-WI | DQ |
| 54.57 56.09 | | | |
| --- Cobb, Brayden | 9 | PAC-IL | DQ |
| 54.42 55.92 | | | |
| --- Ranney, Matthew | 8 | WAUN-WI | DQ |
| --- Vander Werff, Ryker | 10 | SPS-WI | DQ |
| 43.74 49.31 | | | |
| --- Lee, Isaac | 10 | PAC-IL | NS |

Event 39 Girls 11-12 100 Yard Backstroke

Meet: 1:03.15 M 12/14/2013 Kaitlyn A Wilhelms

1:06.19 IL-C IL 2020 SC Champ

1:11.49 WI-S tate

1:14.79 IL-R 2020 SC IL Regional

| Name | Age | Team | Finals Time |
|------------------------|-----|---------|---------------|
| A - Final | | | |
| 1 Paradis, Mazie | 12 | GCY-WI | 1:02.77M IL-C |
| 30.60 32.17 | | | |
| 2 Sina, Olivia | 11 | UN\$-WI | 1:04.84 IL-C |
| 31.76 33.08 | | | |
| 3 Fernandez, Andrea | 12 | SAGE-IL | 1:07.36 WI-S |
| 32.29 35.07 | | | |
| 4 Martuszewski, Amanda | 11 | PAC-IL | 1:07.71 WI-S |
| 33.71 34.00 | | | |
| 5 Florin, Linnea | 11 | PAC-IL | 1:07.73 WI-S |
| 33.07 34.66 | | | |
| 6 Zentner, Anna | 12 | GCY-WI | 1:09.95 WI-S |
| 33.66 36.29 | | | |
| B - Final | | | |
| 7 Dickmann, Anna | 11 | WAUN-WI | 1:10.81 WI-S |
| 34.42 36.39 | | | |



STAT/WAVE 2019 Winter Classic, Sanction #: WI2019-525A

11/22-24/2019 BMHS Natatorium 25 Yards

Results

B - Final ... (Event 39 Girls 11-12 100 Yard Backstroke)


| Name | Age | Team | Finals Time | WI-S |
|---------------------|-------|---------|-------------|------|
| 8 Cobb, Lydia | 11 | PAC-IL | 1:10.83 | WI-S |
| 34.47 | 36.36 | | | |
| 9 Staff, Elise | 12 | MM-WI | 1:11.51 | IL-R |
| 34.71 | 36.80 | | | |
| 10 Fontana, Bella | 12 | SAGE-IL | 1:11.59 | IL-R |
| 34.64 | 36.95 | | | |
| 11 Nickel, Nicole | 12 | WAUN-WI | 1:11.86 | IL-R |
| 35.15 | 36.71 | | | |
| 12 Schneider, Layla | 12 | SPS-WI | 1:12.46 | IL-R |
| 35.81 | 36.65 | | | |

Event 39 Girls 11-12 100 Yard Backstroke

Meet: 1:03.15 M 12/14/2013 Kaitlyn A Wilhelms
1:06.19 IL-C IL 2020 SC Champ
1:11.49 WI-S tate
1:14.79 IL-R 2020 SC IL Regional

| Name | Age | Team | Prelim Time | |
|------------------------|-------|---------|-------------|-------|
| Preliminaries | | | | |
| 1 Paradis, Mazie | 12 | GCY-WI | 1:03.40 | qIL-C |
| 31.02 | 32.38 | | | |
| 2 Sina, Olivia | 11 | UN\$-WI | 1:05.70 | qIL-C |
| 32.17 | 33.53 | | | |
| 3 Martuszewski, Amanda | 11 | PAC-IL | 1:07.73 | qWI-S |
| 34.00 | 33.73 | | | |
| 4 Fernandez, Andrea | 12 | SAGE-IL | 1:08.46 | qWI-S |
| 33.05 | 35.41 | | | |
| 5 Florin, Linnea | 11 | PAC-IL | 1:08.57 | qWI-S |
| 33.44 | 35.13 | | | |
| 6 Zentner, Anna | 12 | GCY-WI | 1:08.97 | qWI-S |
| 33.68 | 35.29 | | | |
| 7 Staff, Elise | 12 | MM-WI | 1:09.55 | qWI-S |
| 34.28 | 35.27 | | | |
| 8 Dickmann, Anna | 11 | WAUN-WI | 1:10.32 | qWI-S |
| 34.05 | 36.27 | | | |
| 9 Cobb, Lydia | 11 | PAC-IL | 1:10.97 | qWI-S |
| 34.73 | 36.24 | | | |
| 10 Schober, Johanna | 12 | PAC-IL | 1:11.52 | qIL-R |
| 34.86 | 36.66 | | | |
| 11 Fontana, Bella | 12 | SAGE-IL | 1:12.23 | qIL-R |
| 35.28 | 36.95 | | | |
| 12 Nickel, Nicole | 12 | WAUN-WI | 1:12.66 | qIL-R |
| 35.13 | 37.53 | | | |
| 13 Schneider, Layla | 12 | SPS-WI | 1:12.98 | IL-R |
| 35.88 | 37.10 | | | |
| 14 Wang, Lillian | 12 | PAC-IL | 1:13.02 | IL-R |
| 34.88 | 38.14 | | | |
| 15 Dimitrova, Nicole | 12 | PAC-IL | 1:13.80 | IL-R |
| 36.14 | 37.66 | | | |

| | | | |
|------------------------|-------|---------|---------|
| 16 Lenzendorf, Ellie | 11 | WAUN-WI | 1:15.58 |
| 37.27 | 38.31 | | |
| 17 Phua, Andrea | 11 | PAC-IL | 1:15.77 |
| 36.90 | 38.87 | | |
| 18 Huebner, Eleanor | 12 | YDC-WI | 1:16.20 |
| 36.76 | 39.44 | | |
| 19 Geib, Amelia | 11 | GCY-WI | 1:16.70 |
| 37.22 | 39.48 | | |
| 20 Gamse, Blake | 11 | PAC-IL | 1:17.11 |
| 37.93 | 39.18 | | |
| 21 Osthelder, Sara | 11 | YDC-WI | 1:17.23 |
| 38.09 | 39.14 | | |
| 22 Oropeza, Allison | 12 | PAC-IL | 1:17.24 |
| 37.27 | 39.97 | | |
| 23 Gomez, Lilly | 12 | SPS-WI | 1:17.45 |
| 38.67 | 38.78 | | |
| 24 Danielson, Jada | 12 | SPS-WI | 1:17.89 |
| 37.23 | 40.84 | | |
| 25 Wojdyła, Emma | 12 | PAC-IL | 1:18.07 |
| 37.23 | 40.84 | | |
| 26 Pinnow, Lauren | 11 | GCY-WI | 1:18.11 |
| 38.03 | 40.08 | | |
| 27 Koziel, Emma | 11 | SPS-WI | 1:18.25 |
| 37.93 | 40.32 | | |
| 28 Van De Wiel, Lily | 11 | SPS-WI | 1:18.63 |
| 38.75 | 39.88 | | |
| 29 Wiechert, Olivia | 11 | GYP-WI | 1:19.24 |
| 38.32 | 40.92 | | |
| 30 Zhou, Stella | 11 | PAC-IL | 1:19.28 |
| 38.72 | 40.56 | | |
| 31 Machorro, Deana | 11 | SPS-WI | 1:21.64 |
| 40.07 | 41.57 | | |
| 32 Piper, Maggie | 11 | GCY-WI | 1:22.12 |
| 39.34 | 42.78 | | |
| 33 Coons, Lana | 11 | TOSA-WI | 1:23.44 |
| 41.07 | 42.37 | | |
| 34 Zelikman, Ani | 11 | SAGE-IL | 1:24.60 |
| 40.77 | 43.83 | | |
| 35 Murray, Norah | 12 | SCST-WI | 1:25.06 |
| 41.46 | 43.60 | | |
| 36 Stampf, Braenna | 11 | SPS-WI | 1:28.69 |
| 43.32 | 45.37 | | |
| 37 Harms, Jenna | 12 | STAT-WI | 1:29.18 |
| 41.79 | 47.39 | | |
| 38 Cortright, Fallon | 11 | TOSA-WI | 1:29.95 |
| 43.75 | 46.20 | | |
| 39 Schmidt, Kira | 11 | GCY-WI | 1:31.09 |
| 45.38 | 46.25 | | |
| 40 Schwartz, Katie | 12 | SCST-WI | 1:31.63 |
| 45.38 | 46.25 | | |
| 41 Engelhardt, Madisyn | 12 | STAT-WI | 1:32.15 |
| 44.80 | 47.64 | | |
| 42 Faber, Piper | 11 | GCY-WI | 1:32.44 |
| 44.80 | 47.64 | | |



STAT/WAVE 2019 Winter Classic, Sanction #: WI2019-525A
11/22-24/2019 BMHS Natatorium 25 Yards

Results

Preliminaries ... (Event 39 Girls 11-12 100 Yard Backstroke

| Name | Age | Team | Prelim Time |
|------------------------|-----|---------|---------------|
| 43 Stein, Julia | 12 | TOSA-WI | 1:32.82 |
| 44 Salt, Sonja | 11 | WAUN-WI | 1:33.04 |
| | | | 45.23 47.81 |
| 45 Putnam, Eliana | 11 | TOSA-WI | 1:34.10 |
| | | | 46.51 47.59 |
| 46 Dargan, Margo | 11 | YDC-WI | 1:43.89 |
| | | | 49.67 54.22 |
| 47 Owley, Caroline | 11 | TOSA-WI | 2:00.30 |
| | | | 57.20 1:03.10 |
| --- Forberg, Kaelen | 12 | BTDE-WI | DQ |
| | | | 42.10 46.65 |
| --- Stodola, Leah | 11 | PAC-IL | NS |
| --- Glissendorf, Chloe | 11 | SCST-WI | NS |
| --- Gualdrón, Andrea | 11 | PAC-IL | NS |

Event 40 Boys 11-12 100 Yard Backstroke

Meet: 59.54 M 11/19/2016 Samuel R Bork

1:06.89 IL-C IL 2020 SC Champ

1:13.99 WI-S tate

1:15.49 IL-R 2020 SC IL Regional

| Name | Age | Team | Finals Time |
|------|-----|------|-------------|
|------|-----|------|-------------|

A - Final

| | | | |
|-------------------------|----|---------|--------------|
| 1 Kreimer, Dylan | 12 | PAC-IL | 1:04.39 IL-C |
| | | | 31.70 32.69 |
| 2 Chou, Kyler | 12 | PAC-IL | 1:05.05 IL-C |
| | | | 32.32 32.73 |
| 3 Venslauskas, Kasparas | 12 | SAGE-IL | 1:05.06 IL-C |
| | | | 31.86 33.20 |
| 4 Rupniewski, Oliver | 11 | SAGE-IL | 1:08.26 WI-S |
| | | | 33.54 34.72 |
| 5 Rairden, Bodey | 12 | SPS-WI | 1:08.78 WI-S |
| | | | 32.87 35.91 |
| 6 Bryzelak, Ben | 12 | PAC-IL | 1:09.62 WI-S |
| | | | 34.51 35.11 |

B - Final

| | | | |
|--------------------|----|---------|--------------|
| 7 Ringhand, Logan | 12 | GCY-WI | 1:10.91 WI-S |
| | | | 34.91 36.00 |
| 8 Busse, Connor | 12 | WAUN-WI | 1:13.10 WI-S |
| | | | 35.56 37.54 |
| 9 Clark, Colton | 11 | GYD-WI | 1:13.94 WI-S |
| | | | 36.38 37.56 |
| 10 Daman, Cameron | 12 | SAGE-IL | 1:15.19 IL-R |
| | | | 36.60 38.59 |
| 11 Morse, Isaac | 11 | SAGE-IL | 1:16.52 6 |
| | | | 36.70 39.82 |
| 12 Rahimzadeh, Sam | 11 | PAC-IL | 1:17.34 5 |
| | | | 37.11 40.23 |

Event 40 Boys 11-12 100 Yard Backstroke

Meet: 59.54 M 11/19/2016 Samuel R Bork

1:06.89 IL-C IL 2020 SC Champ

1:13.99 WI-S tate

1:15.49 IL-R 2020 SC IL Regional

| Name | Age | Team | Prelim Time |
|-------------------------|-----|---------|---------------|
| Preliminaries | | | |
| 1 Venslauskas, Kasparas | 12 | SAGE-IL | 1:04.84 qIL-C |
| | | | 31.42 33.42 |
| 2 Chou, Kyler | 12 | PAC-IL | 1:06.47 qIL-C |
| | | | 31.93 34.54 |
| 3 Kreimer, Dylan | 12 | PAC-IL | 1:06.70 qIL-C |
| | | | 32.72 33.98 |
| 4 Rupniewski, Oliver | 11 | SAGE-IL | 1:07.09 qWI-S |
| | | | 33.18 33.91 |
| 5 Rairden, Bodey | 12 | SPS-WI | 1:08.82 qWI-S |
| | | | 32.87 35.95 |
| 6 Bryzelak, Ben | 12 | PAC-IL | 1:08.88 qWI-S |
| | | | 33.47 35.41 |
| 7 Rahimzadeh, Sam | 11 | PAC-IL | 1:09.53 qWI-S |
| | | | 33.53 36.00 |
| 8 Ringhand, Logan | 12 | GCY-WI | 1:10.41 qWI-S |
| | | | 34.05 36.36 |
| 9 Clark, Colton | 11 | GYD-WI | 1:12.16 qWI-S |
| | | | 35.00 37.16 |
| 10 Busse, Connor | 12 | WAUN-WI | 1:12.34 qWI-S |
| | | | 34.89 37.45 |
| 11 Daman, Cameron | 12 | SAGE-IL | 1:14.41 qIL-R |
| | | | 36.86 37.55 |
| 12 Morse, Isaac | 11 | SAGE-IL | 1:14.56 qIL-R |
| | | | 36.23 38.33 |
| 13 Lee, Jacob | 12 | SPS-WI | 1:14.60 IL-R |
| | | | 35.43 39.17 |
| 14 Spredemann, Cameron | 12 | SPS-WI | 1:15.18 IL-R |
| | | | 36.86 38.32 |
| 15 Greenlee, Aidan | 12 | BTDE-WI | 1:15.66 |
| | | | 35.93 39.73 |
| 16 Haselow, Grant | 12 | WAUN-WI | 1:16.52 |
| | | | 37.21 39.31 |
| 17 Houston, Padraic | 12 | GCY-WI | 1:16.86 |
| | | | 37.50 39.36 |
| 18 Herron, Matthew | 12 | SAGE-IL | 1:17.62 |
| | | | 37.82 39.80 |
| 19 Arvind, Adesh | 11 | PAC-IL | 1:19.25 |
| | | | 38.41 40.84 |
| 20 Letang, Andrew | 12 | YDC-WI | 1:21.91 |
| | | | 40.27 41.64 |
| 21 DeThorne, Myles | 12 | YDC-WI | 1:21.97 |
| | | | 40.90 41.07 |



STAT/WAVE 2019 Winter Classic, Sanction #: WI2019-525A

11/22-24/2019 BMHS Natatorium 25 Yards

Results

Preliminaries ... (Event 40 Boys 11-12 100 Yard Backstroke

| Name | Age | Team | Prelim Time |
|----------------------|---------|---------|-------------|
| 22 Maretski, Roman | 12 | SPS-WI | 1:22.10 |
| 40.98 | 41.12 | | |
| 23 Blum, Dawson | 12 | SAGE-IL | 1:23.00 |
| 41.92 | 41.08 | | |
| 24 Acker, Owen | 12 | SPS-WI | 1:23.89 |
| 41.38 | 42.51 | | |
| 25 Ries, Jack | 12 | SPS-WI | 1:24.01 |
| 26 Barajas, Gabriel | 12 | SCST-WI | 1:24.82 |
| 41.85 | 42.97 | | |
| 27 Van Berkum, Jack | 11 | SCST-WI | 1:28.55 |
| 43.56 | 44.99 | | |
| 28 Beck, Bryson | 11 | BTDE-WI | 1:29.14 |
| 44.66 | 44.48 | | |
| 29 Case, Will | 11 | MM-WI | 1:29.28 |
| 43.00 | 46.28 | | |
| 30 Skipper, Emil | 12 | YDC-WI | 1:30.35 |
| 31 Allen, Duke | 12 | STAT-WI | 1:30.63 |
| 32 Yonamine, Lincoln | 11 | SAGE-IL | 1:40.22 |
| 49.78 | 50.44 | | |
| 33 Singleton, Caden | 12 | GYD-WI | 1:43.65 |
| 49.71 | 53.94 | | |
| 34 Kump, Mitchell | 11 | WAUN-WI | 2:22.04 |
| 1:07.08 | 1:14.96 | | |
| --- Holmes, Jayden | 11 | MM-WI | DQ |
| 46.17 | 49.87 | | |
| --- Maleck, Nolan | 12 | BASS-WI | NS |

Event 41 Girls 10 & Under 200 Yard Medley Relay

Meet: 2:28.28 M 11/17/2018 Sun Prairie Storm

L Van De Wiel, V Paske, E Budde, S Diers

2:25.19 IL-C IL 2020 SC Champ

| Team | Relay | Finals Time |
|------------------------------|----------------------------|---------------|
| 1 PAC-IL | A | 2:08.65M IL-C |
| 1) Tomlinson, Stella 10 | 2) Kret, Tamara 10 | |
| 3) Wang, Claire 10 | 4) Elzey, Aika 10 | |
| 34.26 | 34.63 | 30.75 29.01 |
| 2 PAC-IL | B | 2:26.33M 34 |
| 1) Miecznikowski, Vanessa 10 | 2) Seneviratne, Dhanani 10 | |
| 3) Stodola, Elise 9 | 4) Busma, Adora 10 | |
| 35.73 | 38.50 | 39.51 32.59 |
| 3 SPS-WI | A | 2:32.36 32 |
| 1) Grundahl, Sydney 9 | 2) Paske, Vivian 10 | |
| 3) Sathish, Mahati 10 | 4) Nicodemus, Elaina 10 | |
| 40.51 | 40.34 | 37.49 34.02 |
| 4 SAGE-IL | A | 2:33.12 30 |
| 1) Brereton, Eloise 9 | 2) Nagaj, Olivia 10 | |
| 3) Eggebraten, Cecilia 10 | 4) Komarova, Anastasia 8 | |
| 44.72 | | 34.08 |

| | | |
|--------------------------|--------------------------|---------------|
| 5 GCY-WI | A | 2:43.97 28 |
| 1) Morrison, Kaia 10 | 2) Ringhand, Kailyn 9 | |
| 3) Shunk, Hadleigh 10 | 4) Lynch, Ansley 10 | |
| 45.86 | 46.18 | 35.44 36.49 |
| 6 SAGE-IL | B | 2:46.01 26 |
| 1) Kahn, Brooklyn 9 | 2) Dejworek, Daisy 10 | |
| 3) Relacion, Isabella 10 | 4) Wetzzel, Eva 9 | |
| 45.00 | 40.02 | 44.73 36.26 |
| 7 WAUN-WI | A | 2:51.43 24 |
| 1) Lake, Clara 10 | 2) Beers, Lilly 9 | |
| 3) Tennent, Stella 10 | 4) Michaels, Olivia 10 | |
| 36.85 | 50.75 | 48.99 34.84 |
| 8 SPS-WI | B | 2:52.21 22 |
| 1) Loess, Michaela 9 | 2) Hastings, Breeley 8 | |
| 3) DeBoer, Erica 10 | 4) Diers, Hailey 8 | |
| 41.53 | 50.83 | 27.76 52.09 |
| 9 YDC-WI | A | 2:52.93 18 |
| 1) Verhelst, Maya 10 | 2) Wirtz, Hallee 10 | |
| 3) Butrymowicz, Ada 9 | 4) Li, Sophia 10 | |
| 42.64 | 52.27 | 41.42 36.60 |
| 10 GCY-WI | B | 2:56.84 14 |
| 1) Shunk, Kennedy 8 | 2) Doyle, Lyla 10 | |
| 3) Sina, Emma 8 | 4) Tran, Jade 10 | |
| 48.09 | | 33.85 |
| 11 WAUN-WI | C | 3:22.38 12 |
| 1) Kinas, Kaia 9 | 2) Casey, Makenzie 10 | |
| 3) Fredrickson, Leona 9 | 4) Williams, Annabel 8 | |
| 49.10 | 50.76 | 59.24 43.28 |
| 12 YDC-WI | B | 3:31.48 10 |
| 1) Lorenz, Greta 9 | 2) Bystol, Zoey 6 | |
| 3) Bystol, Morgan 8 | 4) Erickson, Anneliese 6 | |
| 50.35 | 1:05.23 | 46.03 49.87 |
| 13 WAUN-WI | B | 3:36.24 8 |
| 1) Hyland, Nola 10 | 2) Kessler, Natalie 9 | |
| 3) Erlandson, Kaden 10 | 4) Lorandos, Addison 9 | |
| 1:03.10 | 50.62 | 1:07.25 35.27 |
| --- GCY-WI | C | DQ |
| 1) Houston, Isabella 10 | 2) White, Chloe 10 | |
| 3) Geier, Lauren 10 | 4) Jordan, Mabel 9 | |
| 56.10 | | 40.43 |
| --- WAUN-WI | D | DQ |
| 1) Salt, Evelise 8 | 2) Bartlett, Sabrina 9 | |
| 3) Henninger, Maddy 10 | 4) Loring, Liv 10 | |
| 51.58 | 57.63 | 1:12.50 39.71 |
| --- STAT-WI | A | DQ |
| 1) Shields, Kolby 8 | 2) Shields, Sonny 10 | |
| 3) Stovall, Eve 10 | 4) Olson, Emma 9 | |
| 57.70 | 43.69 | 46.26 30.98 |
| --- SCST-WI | A | DQ |
| 1) LaVeen, Chelsea 10 | 2) Jelinek, Abbie 10 | |
| 3) Elliott, Raya 10 | 4) Eggen, Kaia 10 | |
| 1:01.82 | 48.66 | 36.49 51.91 |



STAT/WAVE 2019 Winter Classic, Sanction #: WI2019-525A

11/22-24/2019 BMHS Natatorium 25 Yards

Results

Event 42 Boys 10 & Under 200 Yard Medley Relay
Meet: 2:22.08 M 11/17/2018 Sage YMCA Piranhas
E Meyer, I Venslauskas, O Rupniewski, Z Mumper
2:28.29 IL-C IL 2020 SC Champ

| Team | Relay | Finals Time | |
|-------------------------|---------------------------|-------------|----|
| 1 SAGE-IL | A | 2:41.00 | 40 |
| 1) Grant, Eli 9 | 2) Venslauskas, Ignas 10 | | |
| 3) Swietek, Oliver 10 | 4) Gaylord, Maxwell 8 | | |
| 44.34 34.98 | 44.15 37.53 | | |
| 2 PAC-IL | A | 2:54.99 | 34 |
| 1) Cobb, Brayden 9 | 2) Fricano, Joey 10 | | |
| 3) Ma, Peter 10 | 4) Pugachev, Daniel 8 | | |
| 49.14 56.49 | 34.32 35.04 | | |
| 3 WAUN-WI | A | 3:08.99 | 32 |
| 1) Lamont, Sutherland 9 | 2) Boldt, Henry 10 | | |
| 3) Pokrass, Brady 9 | 4) Rosenkvist, Aksel 10 | | |
| | 52.33 40.77 | | |
| --- WAUN-WI | B | | DQ |
| 1) Kulstad, Alex 10 | 2) Harrington, Quintin 10 | | |
| 3) Patten, Jayson 9 | 4) Ranney, Matthew 8 | | |
| 50.91 1:06.54 | 48.78 55.16 | | |
| --- SCST-WI | A | | DQ |
| 1) Miller, Brady 10 | 2) Roberts, Hewitt 7 | | |
| 3) Woerth, Owen 10 | 4) Coronado, Dominic 10 | | |
| 50.30 1:01.22 | 45.85 42.71 | | |
| --- YDC-WI | A | | DQ |
| 1) Erickson, LeRoy 9 | 2) Bystol, Parker 10 | | |
| 3) Chikowero, Joseph 7 | 4) Harris, Jacob 7 | | |
| 53.41 1:02.42 | 49.01 1:02.37 | | |

Event 43 Girls 12 & Under 200 Yard Medley Relay

| Team | Relay | Finals Time | |
|------------------------------|----------------------------|-------------|----|
| 1 PAC-IL | A | 2:03.46 | 40 |
| 1) Martuszewski, Amanda 11 | 2) Thornton, Megan 11 | | |
| 3) Florin, Linnea 11 | 4) Cobb, Lydia 11 | | |
| 32.44 35.09 | 29.27 26.66 | | |
| 2 GCY-WI | A | 2:05.23 | 34 |
| 1) Paradis, Mazie 12 | 2) Chapman, Megan 11 | | |
| 3) Zentner, Anna 12 | 4) Lynch, Delaney 12 | | |
| 29.78 35.67 | 30.31 29.47 | | |
| 3 SAGE-IL | A | 2:09.56 | 32 |
| 1) Fernandez, Andrea 12 | 2) Brereton, Penelope 11 | | |
| 3) Szadowski, Brooke 12 | 4) Rudsinski, Emely 12 | | |
| 31.56 37.22 | 31.94 28.84 | | |
| 4 PAC-IL | B | 2:11.84 | 30 |
| 1) Miecznikowski, Vanessa 10 | 2) Seneviratne, Dhanani 10 | | |
| 3) Dimitrova, Nicole 12 | 4) Schober, Johanna 12 | | |
| 33.67 37.05 | 31.83 29.29 | | |

| | | | |
|-------------------------|-------------------------|---------|----|
| 5 WAUN-WI | A | 2:16.23 | 28 |
| 1) Lenzendorf, Ellie 11 | 2) Franks, Alyssa 12 | | |
| 3) Dickmann, Anna 11 | 4) Nickel, Nicole 12 | | |
| 36.32 37.39 | 35.71 26.81 | | |
| 6 SPS-WI | A | 2:16.78 | 26 |
| 1) Schneider, Layla 12 | 2) Diers, Sophie 11 | | |
| 3) Schmid, Gabby 12 | 4) Gomez, Lilly 12 | | |
| 35.39 39.78 | 30.30 31.31 | | |
| 7 SPS-WI | B | 2:23.44 | 24 |
| 1) Van De Wiel, Lily 11 | 2) Koziel, Emma 11 | | |
| 3) Machorro, Deana 11 | 4) Kapets, Jayna 12 | | |
| 43.02 33.94 | 34.06 32.42 | | |
| 8 SPS-WI | C | 2:27.06 | 22 |
| 1) Danielson, Jada 12 | 2) Koziel, Abbie 12 | | |
| 3) Arriola, Isabel 12 | 4) Sheehan, Finnley 11 | | |
| 36.61 42.28 | 37.60 30.57 | | |
| 9 TOSA-WI | A | 2:31.28 | 18 |
| 1) Coons, Lana 11 | 2) Kuehn, Annalise 11 | | |
| 3) Owley, Lilly 12 | 4) Viste, Avery 11 | | |
| 38.81 44.28 | 34.31 33.88 | | |
| 10 GCY-WI | B | 2:32.65 | 14 |
| 1) Geib, Amelia 11 | 2) Schmidt, Kira 11 | | |
| 3) Piper, Maggie 11 | 4) Pinnow, Lauren 11 | | |
| 37.30 47.58 | 36.13 31.64 | | |
| 11 YDC-WI | A | 2:36.30 | 12 |
| 1) Osthelder, Sara 11 | 2) Anderson, Alice 11 | | |
| 3) Newman, Cate 12 | 4) Montecchi, Reina 11 | | |
| 37.14 46.86 | 36.61 35.69 | | |
| 12 SAGE-IL | B | 2:37.86 | 10 |
| 1) Fontana, Bella 12 | 2) Baker, Katie 10 | | |
| 3) Zelikman, Ani 11 | 4) Creech, Samantha 12 | | |
| 34.48 45.69 | 43.28 34.41 | | |
| 13 TOSA-WI | B | 2:41.25 | 8 |
| 1) Stein, Julia 12 | 2) Shada, Hayley 10 | | |
| 3) Cortright, Fallon 11 | 4) Seehawer, Piper 10 | | |
| 40.70 45.48 | 37.63 37.44 | | |
| 14 SCST-WI | A | 2:42.88 | 6 |
| 1) Baumunk, Olivia 11 | 2) Hulick, Rachel 11 | | |
| 3) Murray, Norah 12 | 4) Schwartz, Katie 12 | | |
| 43.50 45.43 | 39.95 34.00 | | |
| 15 WAUN-WI | B | 2:43.29 | 4 |
| 1) Pence, Madalyn 12 | 2) Steuart, Arianna 11 | | |
| 3) Grindle, Megan 12 | 4) Salt, Sonja 11 | | |
| 43.77 40.99 | 1:18.53 | | |
| 16 BTDE-WI | A | 2:48.18 | 2 |
| 1) Ziemba, Zoe 9 | 2) Fleming, Aalayjah 10 | | |
| 3) Forberg, Kaelen 12 | 4) Thompson, Grace 11 | | |
| 56.12 37.41 | 41.14 33.51 | | |
| --- GCY-WI | C | | DQ |
| 1) Morrison, Amalia 12 | 2) Chapman, Brinlee 11 | | |
| 3) Faber, Piper 11 | 4) Schmidt, Ava 9 | | |
| 44.19 46.41 | 52.08 42.66 | | |



STAT/WAVE 2019 Winter Classic, Sanction #: WI2019-525A

11/22-24/2019 BMHS Natatorium 25 Yards

Results

Event 44 Boys 12 & Under 200 Yard Medley Relay

| Team | Relay | Finals Time |
|--|---|---------------------------------------|
| 1 PAC-IL 1) Bryzelak, Ben 12 3) Chou, Kyler 12 | A 2) Wang, Joshua 11 4) Rahimzadeh, Sam 11 | 2:01.17 40 32.20 33.87 30.36 24.74 |
| 2 SAGE-IL 1) Venslauskas, Kasparas 12 3) Rupniewski, Oliver 11 | A 2) Gaylord, Mason 12 4) Herron, Matthew 12 | 2:02.17 34 30.57 33.13 30.63 27.84 |
| 3 SPS-WI 1) Rimrodt, Chase 12 3) Spredemann, Cameron 12 | A 2) Lee, Jacob 12 4) Rairden, Bodey 12 | 2:13.51 32 35.74 36.23 32.25 29.29 |
| 4 WAUN-WI 1) Henninger, Paul 12 3) Haselow, Grant 12 | A 2) Busse, Connor 12 4) Richardson, Max 11 | 2:19.75 30 35.49 37.12 34.52 32.62 |
| 5 SAGE-IL 1) Glosson, Matthew 12 3) Daman, Cameron 12 | B 2) Morse, Isaac 11 4) Blum, Dawson 12 | 2:22.28 28 34.81 41.60 34.10 31.77 |
| 6 PAC-IL 1) Arvind, Adesh 11 3) Olaru, David 11 | B 2) Cardone, Anthony 11 4) Para, Varun 11 | 2:22.66 26 36.32 44.26 32.28 29.80 |
| 7 GCY-WI 1) Houston, Padraic 12 3) Geier, Brady 12 | A 2) Ringhand, Logan 12 4) Josephs, Nathan 9 | 2:23.54 24 34.86 41.75 33.05 33.88 |
| 8 SPS-WI 1) Acker, Owen 12 3) Schmid, Grant 11 | B 2) Maretski, Roman 12 4) Ries, Jack 12 | 2:26.92 22 39.29 43.11 32.46 32.06 |
| 9 YDC-WI 1) Swanson, Bennett 11 3) Letang, Andrew 12 | A 2) Cordes, Peter 12 | 2:39.08 18 52.42 30.57 43.55 32.54 |
| 10 SCST-WI 1) Thomas, Donovan 9 3) Punzel, Jameson 12 | A 2) Barajas, Gabriel 12 4) Van Berkum, Jack 11 | 2:39.96 14 54.47 45.34 28.69 31.46 |
| 11 SPS-WI 1) Lopez, Asher 9 3) Hessling, Holden 10 | C 2) LaBeau, Gavin 12 4) Vander Werff, Ryker 10 | 2:44.28 12 41.98 45.17 42.18 34.95 |
| 12 MM-WI 1) Case, Will 11 3) Holmes, Jayden 11 | A 2) Bartels, Grant 11 4) Staff, Evin 9 | 2:56.75 10 40.80 53.93 46.54 35.48 |

Event 45 Girls 13-14 200 Yard IM

| Name | Age | Team | Finals Time |
|---|-------|---------|---------------|
| Meet: 2:13.78 M 12/7/2014 Cora J Rafe | | | |
| 2:16.79 13-14 IL-C IL 2020 SC Champ | | | |
| 2:20.19 13-14 WI13 -14 | | | |
| 2:28.79 13-14 IL-R 2020 SC IL Regional | | | |
| Name | Age | Team | Finals Time |
| A - Final | | | |
| 1 Beckman, Amanda | 14 | WAUN-WI | 2:14.90 IL-C |
| 28.68 | 34.49 | 40.55 | 31.18 |
| 2 Sautebin, Alaina | 14 | WAUN-WI | 2:15.91 IL-C |
| 29.08 | 33.04 | 42.22 | 31.57 |
| 3 Chen, Jennifer | 13 | PAC-IL | 2:19.58 WI13 |
| 30.30 | 34.98 | 41.87 | 32.43 |
| 4 Blitz, Grace | 14 | WAUN-WI | 2:19.97 WI13 |
| 30.05 | 35.76 | 42.59 | 31.57 |
| 5 Lake, Eleanor | 13 | WAUN-WI | 2:20.33 IL-R |
| 30.67 | 35.39 | 42.66 | 31.61 |
| 6 Fernandez, Natasha | 14 | SAGE-IL | 2:22.75 IL-R |
| 31.24 | 37.23 | 42.47 | 31.81 |
| B - Final | | | |
| 7 Pavelski, Ruthie | 14 | SPS-WI | 2:21.25 IL-R |
| 30.50 | 38.02 | 42.79 | 29.94 |
| 8 Nietzel, Isabella | 13 | SAGE-IL | 2:22.24 IL-R |
| 30.64 | 37.11 | 42.26 | 32.23 |
| 9 Snook, Abby | 13 | SPS-WI | 2:23.05 IL-R |
| 29.67 | 37.63 | 43.63 | 32.12 |
| 10 Hoffman, Joss | 14 | SPS-WI | 2:23.26 IL-R |
| 29.77 | 38.65 | 42.67 | 32.17 |
| 11 Stute, Kenzie | 13 | WAUN-WI | 2:26.65 IL-R |
| 30.72 | 37.62 | 42.52 | 35.79 |
| 12 Garrard, Ashley | 14 | SAGE-IL | 2:26.76 IL-R |
| 32.05 | 37.67 | 44.32 | 32.72 |
| Event 45 Girls 13-14 200 Yard IM | | | |
| Meet: 2:13.78 M 12/7/2014 Cora J Rafe | | | |
| 2:16.79 13-14 IL-C IL 2020 SC Champ | | | |
| 2:20.19 13-14 WI13 -14 | | | |
| 2:28.79 13-14 IL-R 2020 SC IL Regional | | | |
| Name | Age | Team | Prelim Time |
| Preliminaries | | | |
| 1 Sautebin, Alaina | 14 | WAUN-WI | 2:16.42 qIL-C |
| 29.13 | 32.67 | 42.33 | 32.29 |
| 2 Beckman, Amanda | 14 | WAUN-WI | 2:18.90 qWI13 |
| 29.90 | 35.47 | 41.17 | 32.36 |
| 3 Chen, Jennifer | 13 | PAC-IL | 2:20.30 qIL-R |
| 30.51 | 34.89 | 41.65 | 33.25 |
| 4 Lake, Eleanor | 13 | WAUN-WI | 2:22.20 qIL-R |
| 31.13 | 36.01 | 43.31 | 31.75 |
| 5 Fernandez, Natasha | 14 | SAGE-IL | 2:22.84 qIL-R |
| 31.20 | 37.63 | 42.43 | 31.58 |



STAT/WAVE 2019 Winter Classic, Sanction #: WI2019-525A

11/22-24/2019 BMHS Natatorium 25 Yards

Results

Preliminaries ... (Event 45 Girls 13-14 200 Yard IM)

| Name | Age | Team | Prelim Time | |
|-----------------------|-------|---------|-------------|-------|
| 6 Blitz, Grace | 14 | WAUN-WI | 2:23.96 | qIL-R |
| 29.75 | 35.51 | 46.11 | 32.59 | |
| 7 Snook, Abby | 13 | SPS-WI | 2:24.38 | qIL-R |
| 29.65 | 38.19 | 43.65 | 32.89 | |
| 8 Hoffman, Joss | 14 | SPS-WI | 2:25.40 | qIL-R |
| 29.67 | 36.65 | 45.88 | 33.20 | |
| 9 Deutsch, Isabella | 14 | PAC-IL | 2:26.48 | qIL-R |
| 34.07 | 37.54 | 41.78 | 33.09 | |
| 10 Nietzel, Isabella | 13 | SAGE-IL | 2:26.72 | qIL-R |
| 30.00 | 36.00 | 1:20.72 | | |
| 11 Stute, Kenzie | 13 | WAUN-WI | 2:28.78 | qIL-R |
| 31.04 | 38.14 | 42.20 | 37.40 | |
| 12 Garrard, Ashley | 14 | SAGE-IL | 2:28.81 | q |
| 32.49 | 38.25 | 45.41 | 32.66 | |
| 13 Pavelski, Ruthie | 14 | SPS-WI | 2:28.88 | |
| 30.81 | 39.03 | 45.51 | 33.53 | |
| 14 Breyer, Lily | 14 | SPS-WI | 2:29.70 | |
| 31.71 | 38.90 | 46.62 | 32.47 | |
| 15 Kramp, Kylie | 13 | GYD-WI | 2:30.70 | |
| 32.91 | 36.67 | 46.90 | 34.22 | |
| 16 Chesney, Cora | 14 | SAGE-IL | 2:32.00 | |
| 33.49 | 40.01 | 44.70 | 33.80 | |
| 17 Rutcosky, Caroline | 13 | PAC-IL | 2:33.20 | |
| 33.80 | 39.42 | 45.69 | 34.29 | |
| 18 Singleton, Cora | 13 | GYD-WI | 2:33.39 | |
| 34.29 | 40.47 | 43.99 | 34.64 | |
| 19 Goldhagen, Amber | 14 | STAT-WI | 2:33.63 | |
| 33.98 | 41.21 | 42.16 | 36.28 | |
| 20 Hayes, Ava | 13 | STAT-WI | 2:33.72 | |
| 33.00 | 40.84 | 43.93 | 35.95 | |
| 21 Cunningham, Logan | 14 | SPS-WI | 2:34.09 | |
| 35.13 | 38.60 | 45.32 | 35.04 | |
| 22 Smitendorf, Julia | 14 | SAGE-IL | 2:34.29 | |
| 32.04 | 38.80 | 46.15 | 37.30 | |
| 23 Stampf, Mikaiya | 13 | SPS-WI | 2:34.40 | |
| 32.28 | 39.02 | 47.59 | 35.51 | |
| 24 Gunnink, Lila | 13 | SPS-WI | 2:34.72 | |
| 32.95 | 37.54 | 47.86 | 36.37 | |
| 25 Sautebin, Maya | 13 | WAUN-WI | 2:37.43 | |
| 34.55 | 38.42 | 47.41 | 37.05 | |
| 26 Palmer, Lishi | 14 | GYD-WI | 2:38.12 | |
| 35.27 | 37.99 | 47.66 | 37.20 | |
| 27 Woletz, Chelsea | 14 | MM-WI | 2:38.79 | |
| 34.84 | 41.45 | 47.07 | 35.43 | |
| 28 Celentano, Ashley | 13 | SAGE-IL | 2:41.44 | |
| 36.82 | 40.79 | 47.28 | 36.55 | |

| | | | |
|------------------------|-------|---------|---------|
| 29 Saladar, Ellie | 14 | BTDE-WI | 2:42.09 |
| 33.32 | 41.64 | 48.12 | 39.01 |
| 30 Pether, Lucy | 13 | GYD-WI | 2:42.46 |
| 34.49 | 39.72 | 50.65 | 37.60 |
| 31 Krause, Jasmine | 14 | MM-WI | 2:43.11 |
| 34.78 | 41.11 | 49.44 | 37.78 |
| 32 Shields, Lily | 13 | STAT-WI | 2:43.28 |
| 36.95 | 38.90 | 49.06 | 38.37 |
| 33 Diers, Laine | 13 | SPS-WI | 2:48.36 |
| 35.22 | 43.48 | 52.00 | 37.66 |
| 34 Sprunger, Elizabeth | 13 | WAUN-WI | 2:50.41 |
| 40.04 | 43.73 | 45.79 | 40.85 |
| 35 Goulette, Macy | 13 | WAUN-WI | 2:52.19 |
| 38.24 | 45.78 | 49.15 | 39.02 |
| 36 Lyons, Mary | 14 | WAUN-WI | 2:52.57 |
| 37.45 | 46.11 | 51.81 | 37.20 |
| 37 Bryer, Paige | 13 | STAT-WI | 2:56.85 |
| 37.98 | 45.01 | 53.56 | 40.30 |
| 38 Kastner, Emily | 13 | STAT-WI | 3:07.25 |
| 39 Ryan, Lily | 13 | SCST-WI | 3:28.29 |
| 46.04 | 49.55 | 1:05.76 | 46.94 |
| --- Kranig, Carly | 13 | SAGE-IL | DQ |
| 38.38 | 42.76 | 53.04 | 39.42 |
| --- Wagner, Bailey | 14 | YDC-WI | DQ |
| 48.81 | 54.34 | 1:08.91 | 52.52 |
| --- Kidd, Addie | 13 | WAUN-WI | NS |
| --- Clemons, Jazelle | 13 | PAC-IL | NS |

Event 45 Girls 15 & Over 200 Yard IM

Meet: 2:14.82 M 11/22/2015 Sam A Siebenaller
2:12.09 15&O IL-C IL 2020 SC Champ
2:15.99 15&O WI -Senior
2:25.29 15&O IL-R 2020 SC IL Regional

| Name | Age | Team | Finals Time | |
|--------------------|-------|---------|-------------|------|
| A - Final | | | | |
| 1 Sill, Faith | 16 | GCY-WI | 2:11.00M | IL-C |
| 28.57 | 31.83 | 40.08 | 30.52 | |
| 2 Gomez, Atzi | 16 | SAGE-IL | 2:13.01M | WI |
| 28.87 | 34.02 | 40.14 | 29.98 | |
| 3 Wolf, Carly | 18 | SAGE-IL | 2:15.66 | WI |
| 29.53 | 33.24 | 40.47 | 32.42 | |
| 4 Fogo, Kaitlyn | 17 | SAGE-IL | 2:21.04 | IL-R |
| 30.18 | 37.04 | 41.43 | 32.39 | |
| 5 Weinstock, Megan | 16 | GYD-WI | 2:26.08 | 14 |
| 30.34 | 38.10 | 43.79 | 33.85 | |
| 6 Newcomer, Anna | 16 | GCY-WI | 2:27.36 | 13 |
| 31.94 | 39.34 | 41.44 | 34.64 | |
| B - Final | | | | |
| 7 Reeder, Ellie | 15 | SPS-WI | 2:25.04 | IL-R |
| 32.15 | 38.17 | 41.26 | 33.46 | |



STAT/WAVE 2019 Winter Classic, Sanction #: WI2019-525A
11/22-24/2019 BMHS Natatorium 25 Yards

Results

B - Final ... (Event 45 Girls 15 & Over 200 Yard IM)

| Name | Age | Team | Finals Time | |
|---------------------|-------|---------|-------------|-------|
| 8 Laube, Brooke | 16 | SPS-WI | 2:25.57 | 11 |
| | 32.15 | 40.66 | 41.18 | 31.58 |
| 9 Krejcha, Abby | 16 | SPS-WI | 2:28.73 | 9 |
| | 30.94 | 36.90 | 47.32 | 33.57 |
| 10 Winter, Emily | 15 | SPS-WI | 2:34.28 | 7 |
| | 32.37 | 39.54 | 47.58 | 34.79 |
| 11 Pauls, Tessa | 16 | WAUN-WI | 2:36.12 | 6 |
| | 34.74 | 40.24 | 46.91 | 34.23 |
| --- Tramuta, Alyssa | 15 | SAGE-IL | | NS |

Event 45 Girls 15 & Over 200 Yard IM

Meet: 2:14.82 M 11/22/2015 Sam A Siebenaller
2:12.09 15&O IL-C IL 2020 SC Champ
2:15.99 15&O WI -Senior
2:25.29 15&O IL-R 2020 SC IL Regional

| Name | Age | Team | Prelim Time | |
|----------------------|-------|---------|-------------|-------|
| Preliminaries | | | | |
| 1 Sill, Faith | 16 | GCY-WI | 2:15.60 | qWI |
| | 29.13 | 32.73 | 42.26 | 31.48 |
| 2 Wolf, Carly | 18 | SAGE-IL | 2:17.74 | qIL-R |
| | 30.24 | 33.60 | 40.65 | 33.25 |
| 3 Gomez, Atzi | 16 | SAGE-IL | 2:19.09 | qIL-R |
| | 28.89 | 35.79 | 42.05 | 32.36 |
| 4 Fogo, Kaitlyn | 17 | SAGE-IL | 2:23.13 | qIL-R |
| | 30.69 | 37.28 | 41.17 | 33.99 |
| 5 Koser, Azia Lynn | 16 | SCST-WI | 2:23.97 | qIL-R |
| | 30.00 | 36.31 | 45.41 | 32.25 |
| 6 Parker, Ellie | 15 | SCST-WI | 2:24.16 | qIL-R |
| | 31.07 | 37.15 | 44.30 | 31.64 |
| 7 Newcomer, Anna | 16 | GCY-WI | 2:25.45 | q |
| | 31.90 | 38.79 | 41.63 | 33.13 |
| 8 Weinstock, Megan | 16 | GYD-WI | 2:30.32 | q |
| | 31.38 | 39.26 | 44.66 | 35.02 |
| 9 Laube, Brooke | 16 | SPS-WI | 2:30.73 | q |
| | 32.74 | 41.93 | 42.34 | 33.72 |
| 10 Reeder, Ellie | 15 | SPS-WI | 2:31.01 | q |
| | 33.15 | 39.42 | 42.79 | 35.65 |
| 11 Krejcha, Abby | 16 | SPS-WI | 2:31.42 | q |
| | 32.31 | 38.52 | 47.58 | 33.01 |
| 12 Yaun, Peyton | 15 | GCY-WI | 2:32.91 | q |
| | 33.89 | 40.38 | 42.61 | 36.03 |
| 13 Franklin, Magen | 15 | STAT-WI | 2:34.21 | |
| | 33.64 | 39.01 | 47.30 | 34.26 |
| 14 Winter, Emily | 15 | SPS-WI | 2:34.29 | |
| | 33.16 | 39.41 | 47.14 | 34.58 |
| 15 Tramuta, Alyssa | 15 | SAGE-IL | 2:35.37 | |
| | 34.09 | 38.82 | 46.78 | 35.68 |

| | | | |
|---------------------|-------|---------|---------|
| 16 Pauls, Tessa | 16 | WAUN-WI | 2:35.51 |
| | 35.15 | 41.32 | 45.92 |
| 17 Rufer, Taylor | 15 | GCY-WI | 2:38.88 |
| | 36.88 | 38.70 | 46.87 |
| 18 Chikowero, Maka | 15 | YDC-WI | 2:39.93 |
| | 36.48 | 40.63 | 45.08 |
| 19 Garrard, Allison | 17 | SAGE-IL | 2:40.68 |
| | 34.85 | 45.15 | 44.89 |
| 20 Kline, Grace | 15 | SPS-WI | 2:44.21 |
| | 34.95 | 39.78 | 52.39 |
| 21 Fahey, Rachel | 15 | WAUN-WI | 2:51.11 |
| | 37.95 | 41.89 | 53.07 |
| 22 Greenlee, Sydney | 15 | BTDE-WI | 2:53.70 |
| | 36.18 | 47.11 | 52.24 |
| 23 Laird, Megan | 15 | SAGE-IL | 2:56.24 |
| | 36.73 | 47.93 | 52.41 |

Event 46 Boys 13-14 200 Yard IM

Meet: 2:02.96 M 12/15/2013 Daniel S Krueger
2:08.79 13-14 IL-C IL 2020 SC Champ
2:14.29 13-14 WI13 -14
2:22.79 13-14 IL-R 2020 SC IL Regional

| Name | Age | Team | Finals Time | |
|----------------------|-------|---------|-------------|-------|
| A - Final | | | | |
| 1 Heinlein, Jaden | 14 | PAC-IL | 1:58.68M | IL-C |
| | 26.03 | 28.23 | 36.25 | 28.17 |
| 2 Zhang, Colin | 13 | PAC-IL | 2:02.69M | IL-C |
| | 26.59 | 31.89 | 35.40 | 28.81 |
| 3 Zielinski, Dexter | 14 | SAGE-IL | 2:11.84 | WI13 |
| | 28.10 | 33.95 | 39.89 | 29.90 |
| 4 Braatz, Bennett | 13 | SPS-WI | 2:14.23 | WI13 |
| | 29.72 | 34.35 | 38.91 | 31.25 |
| 5 Miles, Cale | 13 | STAT-WI | 2:16.75 | IL-R |
| | 28.97 | 38.08 | 38.08 | 31.62 |
| 6 Komarov, Pavlo | 14 | SAGE-IL | 2:28.38 | 13 |
| | 30.41 | 38.28 | 45.17 | 34.52 |
| B - Final | | | | |
| 7 Morton, Robert | 13 | SAGE-IL | 2:16.42 | IL-R |
| | 29.73 | 36.77 | 39.95 | 29.97 |
| 8 Baser, Brendan | 13 | SAGE-IL | 2:19.55 | IL-R |
| | 30.56 | 36.14 | 41.10 | 31.75 |
| 9 Skominas, Vito | 14 | STAT-WI | 2:24.09 | 9 |
| | 30.55 | 38.24 | 42.61 | 32.69 |
| 10 Nicodemus, Trevor | 13 | SPS-WI | 2:24.12 | 7 |
| | 30.45 | 38.90 | 41.36 | 33.41 |
| 11 Subasinghe, Yehan | 14 | SAGE-IL | 2:25.92 | 6 |
| | 31.87 | 39.39 | 43.74 | 30.92 |
| 12 Langelund, Noah | 13 | GYD-WI | 2:30.90 | 5 |
| | 33.13 | 37.34 | 46.92 | 33.51 |



STAT/WAVE 2019 Winter Classic, Sanction #: WI2019-525A
11/22-24/2019 BMHS Natatorium 25 Yards

Results

Event 46 Boys 13-14 200 Yard IM

Meet: 2:02.96 M 12/15/2013 Daniel S Krueger
2:08.79 13-14 IL-C IL 2020 SC Champ
2:14.29 13-14 WI13 -14
2:22.79 13-14 IL-R 2020 SC IL Regional

| Name | Age | Team | Prelim Time | |
|----------------------|-------|---------|-------------|-------|
| Preliminaries | | | | |
| 1 Heinlein, Jaden | 14 | PAC-IL | 2:05.48 | qIL-C |
| | 27.95 | 29.73 | 38.73 | 29.07 |
| 2 Zhang, Colin | 13 | PAC-IL | 2:10.47 | qWI13 |
| | 28.49 | 33.91 | 37.60 | 30.47 |
| 3 Zielinski, Dexter | 14 | SAGE-IL | 2:15.39 | qIL-R |
| | 28.57 | 34.18 | 40.96 | 31.68 |
| 4 Braatz, Bennett | 13 | SPS-WI | 2:19.72 | qIL-R |
| | 29.36 | 36.63 | 41.48 | 32.25 |
| 5 Miles, Cale | 13 | STAT-WI | 2:21.44 | qIL-R |
| | 30.35 | 39.12 | 39.11 | 32.86 |
| 6 Komarov, Pavlo | 14 | SAGE-IL | 2:23.12 | q |
| | 29.42 | 37.04 | 43.73 | 32.93 |
| 7 Baser, Brendan | 13 | SAGE-IL | 2:23.91 | q |
| | 31.35 | 36.86 | 43.32 | 32.38 |
| 8 Nicodemus, Trevor | 13 | SPS-WI | 2:24.78 | q |
| | 30.16 | 38.58 | 43.69 | 32.35 |
| 9 Morton, Robert | 13 | SAGE-IL | 2:25.51 | q |
| | 30.68 | 39.36 | 43.61 | 31.86 |
| 10 Langelund, Noah | 13 | GYD-WI | 2:25.95 | q |
| | 33.18 | 36.43 | 43.90 | 32.44 |
| 11 Skominas, Vito | 14 | STAT-WI | 2:26.10 | q |
| | 31.11 | 37.50 | 44.05 | 33.44 |
| 12 Subasinghe, Yehan | 14 | SAGE-IL | 2:27.65 | q |
| | 33.15 | 39.34 | 42.56 | 32.60 |
| 13 Brereton, Noah | 13 | SAGE-IL | 2:28.09 | |
| | 31.95 | 38.15 | 45.68 | 32.31 |
| 14 Rupniewski, Simon | 13 | SAGE-IL | 2:28.69 | |
| | 31.90 | 38.31 | 45.69 | 32.79 |
| 15 Yaun, Mason | 13 | GCY-WI | 2:31.18 | |
| | 30.19 | 38.86 | 1:22.13 | |
| 16 Jeffson, Andy | 13 | MM-WI | 2:36.30 | |
| | 33.56 | 41.92 | 48.65 | 32.17 |
| 17 Gunnink, Elijah | 13 | SPS-WI | 2:41.68 | |
| | 33.56 | 42.06 | 51.37 | 34.69 |
| 18 Mahoney, Kyler | 13 | WAUN-WI | 2:43.45 | |
| | 35.86 | 41.79 | 50.85 | 34.95 |
| 19 Abendroth, Aaron | 13 | WAUN-WI | 2:52.06 | |
| | 39.03 | 44.76 | 49.67 | 38.60 |
| 20 Yonamine, Carter | 13 | SAGE-IL | 3:08.18 | |
| | 45.97 | 44.73 | 55.72 | 41.76 |
| 21 Eidelman, Ryan | 13 | PAC-IL | 3:15.73 | |
| | 40.19 | 50.03 | 59.54 | 45.97 |

| | | | | |
|-----|------------------------|----|---------|----|
| --- | Bi, Lance | 14 | PAC-IL | DQ |
| --- | Payne, Zach (Pronounce | 14 | SCST-WI | NS |
| --- | Romack, Gage | 13 | SCST-WI | NS |
| --- | Rosario, Diego | 13 | PAC-IL | NS |

Event 46 Boys 15 & Over 200 Yard IM

Meet: 1:58.51 M 11/18/2018 Mitchell Johnson
2:00.59 15&O IL-C IL 2020 SC Champ
2:05.09 15&O WI -Senior
2:13.29 15&O IL-R 2020 SC IL Regional

| Name | Age | Team | Finals Time | |
|----------------------|-------|---------|-------------|-------|
| A - Final | | | | |
| 1 Richardson, Peyton | 17 | SAGE-IL | 1:58.93 | IL-C |
| | 25.40 | 30.11 | 35.71 | 27.71 |
| 2 Phua, Ethan | 15 | PAC-IL | 2:02.73 | WI |
| | 26.10 | 30.59 | 36.80 | 29.24 |
| 3 Sanahurskyj, Danny | 15 | SAGE-IL | 2:03.27 | WI |
| | 26.11 | 31.90 | 36.58 | 28.68 |
| 4 Cebula, Kacper | 16 | SAGE-IL | 2:03.61 | WI |
| | 26.32 | 31.49 | 35.97 | 29.83 |
| 5 Boelens, Michael | 15 | SAGE-IL | 2:05.53 | IL-R |
| | 26.45 | 30.57 | 39.14 | 29.37 |
| 6 Kobza, Luke | 16 | WAUN-WI | 2:06.52 | IL-R |
| | 27.23 | 31.63 | 38.27 | 29.39 |
| B - Final | | | | |
| 7 Siegmeier, Noah | 17 | SAGE-IL | 2:05.11 | IL-R |
| | 27.30 | 31.54 | 36.83 | 29.44 |
| 8 Busse, Paul | 16 | WAUN-WI | 2:06.33 | IL-R |
| | 27.30 | 32.11 | 36.77 | 30.15 |
| 9 Miles, Zain | 16 | STAT-WI | 2:08.40 | IL-R |
| | 26.31 | 33.46 | 38.91 | 29.72 |
| 10 Yonamine, Grant | 16 | SAGE-IL | 2:10.82 | IL-R |
| | 27.67 | 34.39 | 38.40 | 30.36 |
| 11 Meighan, Zach | 15 | GCY-WI | 2:11.59 | IL-R |
| | 27.56 | 33.36 | 39.33 | 31.34 |
| 12 Lorr, Logan | 17 | SAGE-IL | 2:13.05 | IL-R |
| | 28.26 | 34.67 | 38.52 | 31.60 |

Event 46 Boys 15 & Over 200 Yard IM

Meet: 1:58.51 M 11/18/2018 Mitchell Johnson
2:00.59 15&O IL-C IL 2020 SC Champ
2:05.09 15&O WI -Senior
2:13.29 15&O IL-R 2020 SC IL Regional

| Name | Age | Team | Prelim Time | |
|----------------------|-------|---------|-------------|-------|
| Preliminaries | | | | |
| 1 Phua, Ethan | 15 | PAC-IL | 2:04.31 | qWI |
| | 26.88 | 31.36 | 36.54 | 29.53 |
| 2 Richardson, Peyton | 17 | SAGE-IL | 2:04.52 | qWI |
| | 25.81 | 31.41 | 37.25 | 30.05 |
| 3 Kobza, Luke | 16 | WAUN-WI | 2:05.92 | qIL-R |
| | 27.73 | 31.67 | 37.51 | 29.01 |



STAT/WAVE 2019 Winter Classic, Sanction #: WI2019-525A
11/22-24/2019 BMHS Natatorium 25 Yards

Results

Preliminaries ... (Event 46 Boys 15 & Over 200 Yard IM)

| Name | Age | Team | Prelim Time | |
|----------------------|-------|---------|-------------|-------|
| 4 Sanahurskyj, Danny | 15 | SAGE-IL | 2:07.17 | qIL-R |
| 26.51 | 33.48 | 37.47 | 29.71 | |
| 5 Cebula, Kacper | 16 | SAGE-IL | 2:07.72 | qIL-R |
| 26.86 | 31.39 | 37.71 | 31.76 | |
| 6 Boelens, Michael | 15 | SAGE-IL | 2:08.30 | qIL-R |
| 27.49 | 31.45 | 39.58 | 29.78 | |
| 7 Siegmeier, Noah | 17 | SAGE-IL | 2:09.14 | qIL-R |
| 27.90 | 32.20 | 38.71 | 30.33 | |
| 8 Busse, Paul | 16 | WAUN-WI | 2:10.10 | qIL-R |
| 27.90 | 33.39 | 38.45 | 30.36 | |
| 9 Yonamine, Grant | 16 | SAGE-IL | 2:11.28 | qIL-R |
| 28.04 | 34.38 | 38.33 | 30.53 | |
| 10 Lorr, Logan | 17 | SAGE-IL | 2:13.19 | qIL-R |
| 28.75 | 34.62 | 38.80 | 31.02 | |
| 11 Meighan, Zach | 15 | GCY-WI | 2:13.74 | q |
| 28.45 | 33.57 | 40.18 | 31.54 | |
| 12 Miles, Zain | 16 | STAT-WI | 2:13.80 | q |
| 27.90 | 34.40 | 41.91 | 29.59 | |
| 13 Schlueter, Dom | 15 | SAGE-IL | 2:13.84 | |
| 29.72 | 33.18 | 40.81 | 30.13 | |
| 14 Bentley, Cameron | 18 | SAGE-IL | 2:15.84 | |
| 28.59 | 34.74 | 41.94 | 30.57 | |
| 15 Matthias, J.T. | 17 | SAGE-IL | 2:17.27 | |
| 30.85 | 33.35 | 41.51 | 31.56 | |

Event 47 Girls 13-14 100 Yard Freestyle

Meet: 54.19 M 11/17/2018 Gracie Colvin
55.29 13-14 IL-C IL 2020 SC Champ
56.39 13-14 WI13 -14
1:00.29 13-14 IL-R 2020 SC IL Regional

| Name | Age | Team | Finals Time | |
|--------------------|-------|---------|-------------|------|
| A - Final | | | | |
| 1 Miles, Avery | 13 | STAT-WI | 55.19 | IL-C |
| 27.11 | 28.08 | | | |
| 2 Colvin, Gracie | 14 | STAT-WI | 55.28 | IL-C |
| 26.82 | 28.46 | | | |
| 3 Laube, Brielle | 14 | SPS-WI | 55.56 | WI13 |
| 26.82 | 28.74 | | | |
| 4 Schmeiser, Emily | 14 | WAUN-WI | 55.70 | WI13 |
| 27.40 | 28.30 | | | |
| 5 Blitz, Grace | 14 | WAUN-WI | 56.74 | IL-R |
| 27.60 | 29.14 | | | |
| 6 Chen, Jennifer | 13 | PAC-IL | 56.88 | IL-R |
| 27.44 | 29.44 | | | |

B - Final

| | | | | |
|---------------------|-------|---------|-------|------|
| 7 Rosenkvist, Kajsa | 14 | WAUN-WI | 57.10 | IL-R |
| 27.57 | 29.53 | | | |

| | | | | |
|----------------------|-------|---------|-------|------|
| 8 Breyer, Lily | 14 | SPS-WI | 57.13 | IL-R |
| 27.34 | 29.79 | | | |
| 9 Sautebin, Alaina | 14 | WAUN-WI | 57.80 | IL-R |
| 27.73 | 30.07 | | | |
| 10 Nietzel, Isabella | 13 | SAGE-IL | 58.09 | IL-R |
| 27.72 | 30.37 | | | |
| 11 Sullivan, Maeve | 14 | SPS-WI | 58.30 | IL-R |
| 27.89 | 30.41 | | | |
| 12 Oleson, Kaylee | 13 | WAUN-WI | 58.55 | IL-R |
| 28.08 | 30.47 | | | |

Event 47 Girls 13-14 100 Yard Freestyle

Meet: 54.19 M 11/17/2018 Gracie Colvin
55.29 13-14 IL-C IL 2020 SC Champ
56.39 13-14 WI13 -14
1:00.29 13-14 IL-R 2020 SC IL Regional

| Name | Age | Team | Prelim Time | |
|----------------------|-------|---------|-------------|-------|
| Preliminaries | | | | |
| 1 Laube, Brielle | 14 | SPS-WI | 56.22 | qWI13 |
| 26.92 | 29.30 | | | |
| 2 Colvin, Gracie | 14 | STAT-WI | 56.36 | qWI13 |
| 27.29 | 29.07 | | | |
| 3 Miles, Avery | 13 | STAT-WI | 56.75 | qIL-R |
| 27.72 | 29.03 | | | |
| 4 Chen, Jennifer | 13 | PAC-IL | 56.77 | qIL-R |
| 27.33 | 29.44 | | | |
| 5 Schmeiser, Emily | 14 | WAUN-WI | 56.88 | qIL-R |
| 28.00 | 28.88 | | | |
| 6 Blitz, Grace | 14 | WAUN-WI | 57.19 | qIL-R |
| 27.75 | 29.44 | | | |
| 7 Rosenkvist, Kajsa | 14 | WAUN-WI | 57.49 | qIL-R |
| 27.76 | 29.73 | | | |
| 8 Sautebin, Alaina | 14 | WAUN-WI | 57.62 | qIL-R |
| 27.83 | 29.79 | | | |
| 9 Nietzel, Isabella | 13 | SAGE-IL | 57.71 | qIL-R |
| 27.62 | 30.09 | | | |
| 10 Sullivan, Maeve | 14 | SPS-WI | 57.75 | qIL-R |
| 26.95 | 30.80 | | | |
| 11 Breyer, Lily | 14 | SPS-WI | 58.21 | qIL-R |
| 28.30 | 29.91 | | | |
| 12 Oleson, Kaylee | 13 | WAUN-WI | 58.65 | qIL-R |
| 27.90 | 30.75 | | | |
| 13 Garrard, Ashley | 14 | SAGE-IL | 58.93 | IL-R |
| 28.71 | 30.22 | | | |
| 14 Pavelski, Ruthie | 14 | SPS-WI | 59.08 | IL-R |
| 29.17 | 29.91 | | | |
| 15 Lake, Eleanor | 13 | WAUN-WI | 59.65 | IL-R |
| 28.65 | 31.00 | | | |
| 16 Hoesly, Riley | 13 | GCY-WI | 59.81 | IL-R |
| 28.79 | 31.02 | | | |



STAT/WAVE 2019 Winter Classic, Sanction #: WI2019-525A

11/22-24/2019 BMHS Natatorium 25 Yards

Results

Preliminaries ... (Event 47 Girls 13-14 100 Yard Freestyle)

| Name | Age | Team | Prelim Time |
|-----------------------|-----|---------|-------------|
| 17 Kramp, Kylie | 13 | GYD-WI | 1:00.42 |
| 29.79 30.63 | | | |
| 18 Stute, Kenzie | 13 | WAUN-WI | 1:01.28 |
| 29.61 31.67 | | | |
| 19 Smitendorf, Julia | 14 | SAGE-IL | 1:01.31 |
| 29.02 32.29 | | | |
| 20 Hessling, Hattie | 13 | SPS-WI | 1:01.61 |
| 29.23 32.38 | | | |
| 21 Chesney, Cora | 14 | SAGE-IL | 1:01.69 |
| 30.03 31.66 | | | |
| 22 Mulligan, Keeley | 13 | GCY-WI | 1:02.21 |
| 29.77 32.44 | | | |
| 23 Cunningham, Logan | 14 | SPS-WI | 1:02.35 |
| 30.18 32.17 | | | |
| 24 Rutcosky, Caroline | 13 | PAC-IL | 1:02.74 |
| 30.22 32.52 | | | |
| 25 Singleton, Cora | 13 | GYD-WI | 1:02.88 |
| 30.13 32.75 | | | |
| 26 Stampf, Mikaiya | 13 | SPS-WI | 1:02.89 |
| 29.78 33.11 | | | |
| 27 Castro, Olivia | 14 | SAGE-IL | 1:02.92 |
| 29.81 33.11 | | | |
| *28 Pether, Lucy | 13 | GYD-WI | 1:03.01 |
| 30.12 32.89 | | | |
| *28 Fladhammer, Jade | 14 | MM-WI | 1:03.01 |
| 30.12 32.89 | | | |
| *28 Leach, Abbey | 13 | GYD-WI | 1:03.01 |
| 30.18 32.83 | | | |
| 31 Van Berkum, Maya | 14 | SCST-WI | 1:03.94 |
| 30.18 33.76 | | | |
| 32 Guerrero, Matilda | 13 | SAGE-IL | 1:04.32 |
| 30.47 33.85 | | | |
| 33 Sautebin, Maya | 13 | WAUN-WI | 1:04.35 |
| 30.77 33.58 | | | |
| 34 King, Camryn | 14 | STAT-WI | 1:04.87 |
| 30.91 33.96 | | | |
| 35 Lack, Jordan | 13 | SAGE-IL | 1:05.44 |
| 31.10 34.34 | | | |
| 36 Woletz, Chelsea | 14 | MM-WI | 1:05.73 |
| 31.43 34.30 | | | |
| 37 Shields, Lily | 13 | STAT-WI | 1:06.64 |
| 31.33 35.31 | | | |
| 38 Weinstock, Emma | 14 | GYD-WI | 1:06.70 |
| 31.36 35.34 | | | |
| 39 Saladar, Ellie | 14 | BTDE-WI | 1:07.11 |
| 32.69 34.42 | | | |
| 40 Celentano, Ashley | 13 | SAGE-IL | 1:07.84 |
| 32.42 35.42 | | | |

| | | | |
|------------------------|----|---------|---------|
| 41 Diers, Laine | 13 | SPS-WI | 1:08.00 |
| 31.35 36.65 | | | |
| 42 Bryer, Paige | 13 | STAT-WI | 1:09.23 |
| 32.71 36.52 | | | |
| 43 Goulette, Macy | 13 | WAUN-WI | 1:09.44 |
| 33.20 36.24 | | | |
| 44 Johnson, Carter | 13 | BTDE-WI | 1:10.07 |
| 33.59 36.48 | | | |
| 45 Kranig, Carly | 13 | SAGE-IL | 1:10.11 |
| 33.35 36.76 | | | |
| 46 Wang, Gracie | 13 | STAT-WI | 1:10.34 |
| 32.93 37.41 | | | |
| 47 Lyons, Mary | 14 | WAUN-WI | 1:10.62 |
| 33.82 36.80 | | | |
| 48 Abendroth, Jenna | 13 | WAUN-WI | 1:10.98 |
| 33.96 37.02 | | | |
| 49 Kastner, Emily | 13 | STAT-WI | 1:12.24 |
| 35.03 37.21 | | | |
| 50 Sprunger, Elizabeth | 13 | WAUN-WI | 1:13.30 |
| 35.23 38.07 | | | |
| 51 Cralam, Lizzie | 14 | WAUN-WI | 1:17.71 |
| 35.77 41.94 | | | |
| 52 Tran, Emma | 13 | GCY-WI | 1:19.76 |
| 37.09 42.67 | | | |
| 53 Ryan, Lily | 13 | SCST-WI | 1:20.41 |
| 41.56 44.44 | | | |
| 54 LeCaire, Grace | 13 | YDC-WI | 1:26.00 |
| 46.12 50.57 | | | |
| --- | 13 | WAUN-WI | NS |
| --- | 13 | PAC-IL | NS |
| --- | 13 | SPS-WI | NS |
| --- | 13 | PAC-IL | NS |

Event 47 Girls 15 & Over 100 Yard Freestyle

Meet: 52.22 M 11/18/2017 Eri M Remington

53.39 15&O IL-C IL 2020 SC Champ

54.39 15&O WI -Senior

59.09 15&O IL-R 2020 SC IL Regional

| Name | Age | Team | Finals Time |
|-----------------------|-----|---------|-------------|
| A - Final | | | |
| 1 Peters, Kaitlyn | 16 | WAUN-WI | 53.36 IL-C |
| 26.09 27.27 | | | |
| 2 Gunnink, Ella | 17 | SPS-WI | 54.64 IL-R |
| 26.26 28.38 | | | |
| 3 Gomez, Atzi | 16 | SAGE-IL | 54.93 IL-R |
| 26.87 28.06 | | | |
| 4 Kitzman, Elena | 16 | STAT-WI | 55.38 IL-R |
| 26.61 28.77 | | | |
| 5 Champeny-Johns, Bea | 17 | BTDE-WI | 57.42 IL-R |
| 27.43 29.99 | | | |



STAT/WAVE 2019 Winter Classic, Sanction #: WI2019-525A

11/22-24/2019 BMHS Natatorium 25 Yards

Results

A - Final ... (Event 47 Girls 15 & Over 100 Yard Freestyle)

| Name | Age | Team | Finals Time | |
|------------------|-------|--------|-------------|------|
| 6 Zander, Hannah | 15 | SPS-WI | 59.01 | IL-R |
| 27.82 | 31.19 | | | |

B - Final

| | | | | |
|------------------------|-------|---------|---------|------|
| 7 Krejcha, Abby | 16 | SPS-WI | 58.51 | IL-R |
| 28.03 | 30.48 | | | |
| 8 Champeny-Johns, Lulu | 17 | BTDE-WI | 58.56 | IL-R |
| 28.20 | 30.36 | | | |
| 9 Kolbunova, Liza | 15 | PAC-IL | 59.20 | 9 |
| 28.16 | 31.04 | | | |
| 10 Reihl, Anna | 15 | WAUN-WI | 1:00.14 | 7 |
| 28.88 | 31.26 | | | |
| 11 Cantero, Emilia | 15 | PAC-IL | 1:00.51 | 6 |
| 28.88 | 31.63 | | | |
| 12 Pauls, Tessa | 16 | WAUN-WI | 1:01.22 | 5 |
| 29.31 | 31.91 | | | |

Event 47 Girls 15 & Over 100 Yard Freestyle
Meet: 52.22 M 11/18/2017 Eri M Remington
53.39 15&O IL-C IL 2020 SC Champ
54.39 15&O WI -Senior
59.09 15&O IL-R 2020 SC IL Regional

| Name | Age | Team | Prelim Time | |
|--------------------------|-------|---------|-------------|-------|
| Preliminaries | | | | |
| 1 Gomez, Atzi | 16 | SAGE-IL | 55.31 | qIL-R |
| 26.79 | 28.52 | | | |
| 2 Peters, Kaitlyn | 16 | WAUN-WI | 55.98 | qIL-R |
| 27.10 | 28.88 | | | |
| 3 Kitzman, Elena | 16 | STAT-WI | 56.38 | qIL-R |
| 26.84 | 29.54 | | | |
| 4 Gunnink, Ella | 17 | SPS-WI | 56.60 | qIL-R |
| 27.60 | 29.00 | | | |
| 5 Parker, Ellie | 15 | SCST-WI | 57.13 | qIL-R |
| 27.55 | 29.58 | | | |
| 6 Koser, Azia Lynn | 16 | SCST-WI | 58.52 | qIL-R |
| 27.99 | 30.53 | | | |
| 7 Zander, Hannah | 15 | SPS-WI | 58.96 | qIL-R |
| 27.95 | 31.01 | | | |
| 8 Champeny-Johns, Bea | 17 | BTDE-WI | 59.41 | q |
| 28.25 | 31.16 | | | |
| 9 Kolbunova, Liza | 15 | PAC-IL | 59.47 | q |
| 28.56 | 30.91 | | | |
| 10 Krejcha, Abby | 16 | SPS-WI | 59.50 | q |
| 28.81 | 30.69 | | | |
| *11 Hargraves, Taylor | 16 | STAT-WI | 1:00.25 | q |
| 28.58 | 31.67 | | | |
| *11 Champeny-Johns, Lulu | 17 | BTDE-WI | 1:00.25 | q |
| 28.62 | 31.63 | | | |

| | | | |
|-----------------------|-------|---------|---------|
| 13 Cantero, Emilia | 15 | PAC-IL | 1:00.71 |
| 28.58 | 32.13 | | |
| 14 Pauls, Tessa | 16 | WAUN-WI | 1:00.87 |
| 29.08 | 31.79 | | |
| 15 Wolf, Jackie | 16 | SAGE-IL | 1:01.03 |
| 29.39 | 31.64 | | |
| 16 Bound, Brooke | 15 | WAUN-WI | 1:01.52 |
| 29.94 | 31.58 | | |
| 17 Reihl, Anna | 15 | WAUN-WI | 1:02.16 |
| 29.53 | 32.63 | | |
| 18 Sletten, Nicole | 17 | SPS-WI | 1:02.21 |
| 29.38 | 32.83 | | |
| 19 Dagefoerde, Brooke | 17 | STAT-WI | 1:02.53 |
| 29.96 | 32.57 | | |
| 20 Winter, Emily | 15 | SPS-WI | 1:02.73 |
| 30.05 | 32.68 | | |
| 21 Tramuta, Alyssa | 15 | SAGE-IL | 1:03.27 |
| 30.23 | 33.04 | | |
| 22 Weinstock, Megan | 16 | GYD-WI | 1:03.35 |
| 30.08 | 33.27 | | |
| 23 Schumacher, Sydney | 15 | WAUN-WI | 1:03.37 |
| 30.52 | 32.85 | | |
| 24 Harmsen, Kelsey | 15 | SAGE-IL | 1:03.38 |
| 30.12 | 33.26 | | |
| 25 Franklin, Magen | 15 | STAT-WI | 1:03.45 |
| 30.55 | 32.90 | | |
| 26 Chikowero, Maka | 15 | YDC-WI | 1:03.60 |
| 30.53 | 33.07 | | |
| 27 Kline, Grace | 15 | SPS-WI | 1:03.63 |
| 30.75 | 32.88 | | |
| 28 Landon, Kristyn | 16 | BTDE-WI | 1:04.48 |
| 30.33 | 34.15 | | |
| 29 Carr, Kennedy | 15 | MM-WI | 1:06.57 |
| 32.52 | 34.05 | | |
| 30 Mar, Natalie | 15 | STAT-WI | 1:06.74 |
| 31.00 | 35.74 | | |
| 31 Rufer, Taylor | 15 | GCY-WI | 1:07.37 |
| 32.32 | 35.05 | | |
| 32 Fahey, Rachel | 15 | WAUN-WI | 1:08.33 |
| 32.55 | 35.78 | | |
| 33 Greenlee, Sydney | 15 | BTDE-WI | 1:09.02 |
| 33.19 | 35.83 | | |
| 34 Kittell, Elena | 15 | WAUN-WI | 1:09.95 |
| 33.74 | 36.21 | | |
| 35 Laird, Megan | 15 | SAGE-IL | 1:14.42 |
| 35.47 | 38.95 | | |
| --- Erlandson, Kallen | 15 | WAUN-WI | NS |



STAT/WAVE 2019 Winter Classic, Sanction #: WI2019-525A

11/22-24/2019 BMHS Natatorium 25 Yards

Results

Event 48 Boys 13-14 100 Yard Freestyle

Meet: 47.34 M 12/15/2013 Daniel S Krueger
 51.79 13-14 IL-C IL 2020 SC Champ
 53.89 13-14 WI13 -14
 56.99 13-14 IL-R 2020 SC IL Regional

| Name | Age | Team | Finals Time |
|---------------------|-----|---------|-------------|
| A - Final | | | |
| 1 Zielinski, Dexter | 14 | SAGE-IL | 52.11 WI13 |
| | | | 25.39 26.72 |
| 2 Kitzman, Jack | 14 | STAT-WI | 52.25 WI13 |
| | | | 25.73 26.52 |
| 3 Kusevskis, Olin | 13 | PAC-IL | 55.20 IL-R |
| | | | 26.68 28.52 |
| 4 Skominas, Vito | 14 | STAT-WI | 55.43 IL-R |
| | | | 26.62 28.81 |
| 5 Morton, Robert | 13 | SAGE-IL | 55.45 IL-R |
| | | | 26.82 28.63 |
| 6 Drabczak, Alex | 13 | PAC-IL | 55.99 IL-R |
| | | | 26.96 29.03 |


| | | | |
|---------------------|----|---------|-------------|
| B - Final | | | |
| 7 Miles, Cale | 13 | STAT-WI | 55.72 IL-R |
| | | | 26.94 28.78 |
| 8 Subasinghe, Yehan | 14 | SAGE-IL | 56.32 IL-R |
| | | | 27.10 29.22 |
| 9 Nicodemus, Trevor | 13 | SPS-WI | 57.48 9 |
| | | | 28.36 29.12 |
| 10 Brereton, Noah | 13 | SAGE-IL | 58.62 7 |
| | | | 27.87 30.75 |
| 11 Johnson, Logan | 14 | STAT-WI | 58.78 6 |
| | | | 27.82 30.96 |
| 12 Langelund, Noah | 13 | GYD-WI | 1:00.38 5 |
| | | | 28.96 31.42 |

Event 48 Boys 13-14 100 Yard Freestyle

Meet: 47.34 M 12/15/2013 Daniel S Krueger
 51.79 13-14 IL-C IL 2020 SC Champ
 53.89 13-14 WI13 -14
 56.99 13-14 IL-R 2020 SC IL Regional

| Name | Age | Team | Prelim Time |
|----------------------|-----|---------|-------------|
| Preliminaries | | | |
| 1 Kitzman, Jack | 14 | STAT-WI | 52.42 qWI13 |
| | | | 25.19 27.23 |
| 2 Zielinski, Dexter | 14 | SAGE-IL | 52.68 qWI13 |
| | | | 25.46 27.22 |
| 3 Kusevskis, Olin | 13 | PAC-IL | 55.79 qIL-R |
| | | | 27.25 28.54 |
| 4 Skominas, Vito | 14 | STAT-WI | 56.33 qIL-R |
| | | | 27.23 29.10 |
| 5 Drabczak, Alex | 13 | PAC-IL | 56.66 qIL-R |
| | | | 27.50 29.16 |

| | | | |
|----------------------------|----|---------|-------------|
| 6 Morton, Robert | 13 | SAGE-IL | 57.42 q |
| | | | 27.83 29.59 |
| 7 Nicodemus, Trevor | 13 | SPS-WI | 57.65 q |
| | | | 28.44 29.21 |
| 8 Miles, Cale | 13 | STAT-WI | 58.34 q |
| | | | 27.92 30.42 |
| 9 Subasinghe, Yehan | 14 | SAGE-IL | 58.48 q |
| | | | 28.51 29.97 |
| 10 Jeffson, Andy | 13 | MM-WI | 58.69 q |
| | | | 28.51 30.18 |
| 11 Brereton, Noah | 13 | SAGE-IL | 59.03 q |
| | | | 27.64 31.39 |
| 12 Johnson, Logan | 14 | STAT-WI | 59.58 q |
| | | | 27.95 31.63 |
| 13 Langelund, Noah | 13 | GYD-WI | 1:00.05 |
| | | | 28.97 31.08 |
| 14 Goodspeed, Sean | 14 | BTDE-WI | 1:00.10 |
| | | | 29.67 30.43 |
| 15 Payne, Zach (Pronounce) | 14 | SCST-WI | 1:00.11 |
| | | | 28.41 31.70 |
| 16 Rupniewski, Simon | 13 | SAGE-IL | 1:00.16 |
| | | | 28.85 31.31 |
| 17 Peters, Tony | 13 | WAUN-WI | 1:00.20 |
| | | | 29.10 31.10 |
| 18 Oлару, Matt | 13 | PAC-IL | 1:01.17 |
| | | | 29.22 31.95 |
| 19 Nietzel, Michael | 13 | SAGE-IL | 1:02.80 |
| | | | 30.36 32.44 |
| 20 Garcia, Elijah | 14 | GYD-WI | 1:02.96 |
| | | | 30.58 32.38 |
| 21 Krejcha, Tyler | 13 | SPS-WI | 1:03.08 |
| | | | 30.48 32.60 |
| 22 Mahoney, Kyler | 13 | WAUN-WI | 1:04.74 |
| | | | 30.99 33.75 |
| 23 Roberts, Maxx | 14 | GYD-WI | 1:06.77 |
| | | | 30.86 35.91 |
| 24 Harms, Damian | 14 | STAT-WI | 1:06.84 |
| | | | 31.38 35.46 |
| 25 VanLandingham, Aiden | 13 | BTDE-WI | 1:07.23 |
| | | | 32.22 35.01 |
| 26 Paccagnini, Aidan | 13 | STAT-WI | 1:08.97 |
| | | | 32.43 36.54 |
| 27 Abendroth, Aaron | 13 | WAUN-WI | 1:09.38 |
| | | | 33.10 36.28 |
| 28 Eidelman, Ryan | 13 | PAC-IL | 1:12.21 |
| | | | 33.20 39.01 |
| 29 Preston, Garrett | 13 | STAT-WI | 1:15.72 |
| | | | 34.86 40.86 |



STAT/WAVE 2019 Winter Classic, Sanction #: WI2019-525A

11/22-24/2019 BMHS Natatorium 25 Yards

Results

Preliminaries ... (Event 48 Boys 13-14 100 Yard Freestyle)

| Name | Age | Team | Prelim Time |
|----------------------|-------|---------|-------------|
| *30 Holtz, Carter | 13 | MM-WI | 1:16.84 |
| 35.73 | 41.11 | | |
| *30 Yonamine, Carter | 13 | SAGE-IL | 1:16.84 |
| 36.12 | 40.72 | | |
| 32 Eck, Jack | 14 | STAT-WI | 1:31.13 |
| 42.81 | 48.32 | | |
| --- Rosario, Diego | 13 | PAC-IL | NS |
| --- Bi, Lance | 14 | PAC-IL | NS |
| --- Romack, Gage | 13 | SCST-WI | NS |
| --- Plautz, Liam | 14 | PAC-IL | NS |

Event 48 Boys 15 & Over 100 Yard Freestyle


Meet: 48.24 M 11/17/2018 Camden Leonard
48.39 15&O IL-C IL 2020 SC Champ
50.39 15&O WI -Senior
53.49 15&O IL-R 2020 SC IL Regional

| Name | Age | Team | Finals Time |
|----------------------------|-------|---------|-------------|
| A - Final | | | |
| 1 Schlueter, Alex | 17 | SAGE-IL | 47.84M IL-C |
| 22.84 | 25.00 | | |
| 2 Castro, Ben | 16 | SAGE-IL | 48.47 WI |
| 23.38 | 25.09 | | |
| 3 Phua, Ethan | 15 | PAC-IL | 50.01 WI |
| 24.26 | 25.75 | | |
| 4 Vandy, Luke | 16 | SAGE-IL | 50.05 WI |
| 24.11 | 25.94 | | |
| 5 Bartzyszyn, Michael, Jr. | 17 | SAGE-IL | 50.08 WI |
| 24.47 | 25.61 | | |
| 6 Vinson, Zach | 16 | WAUN-WI | 50.15 WI |
| 24.66 | 25.49 | | |
| B - Final | | | |
| 7 Seeger, Cole | 18 | SAGE-IL | 51.29 IL-R |
| 24.86 | 26.43 | | |
| 8 Schlueter, Dom | 15 | SAGE-IL | 52.27 IL-R |
| 25.30 | 26.97 | | |
| 9 Lorr, Logan | 17 | SAGE-IL | 52.45 IL-R |
| 25.15 | 27.30 | | |
| 10 Mueller, Jeremy | 15 | STAT-WI | 53.28 IL-R |
| 25.74 | 27.54 | | |
| 11 Dahlke, Logan | 18 | SAGE-IL | 53.36 IL-R |
| 26.06 | 27.30 | | |
| 12 Meighan, Zach | 15 | GCY-WI | 53.51 5 |
| 25.81 | 27.70 | | |

Event 48 Boys 15 & Over 100 Yard Freestyle

Meet: 48.24 M 11/17/2018 Camden Leonard
48.39 15&O IL-C IL 2020 SC Champ
50.39 15&O WI -Senior
53.49 15&O IL-R 2020 SC IL Regional

| Name | Age | Team | Prelim Time |
|----------------------------|-------|---------|-------------|
| Preliminaries | | | |
| 1 Castro, Ben | 16 | SAGE-IL | 49.22 qWI |
| 23.63 | 25.59 | | |
| 2 Schlueter, Alex | 17 | SAGE-IL | 49.93 qWI |
| 23.81 | 26.12 | | |
| 3 Phua, Ethan | 15 | PAC-IL | 50.42 qIL-R |
| 24.37 | 26.05 | | |
| 4 Vandy, Luke | 16 | SAGE-IL | 51.27 qIL-R |
| 24.80 | 26.47 | | |
| 5 Vinson, Zach | 16 | WAUN-WI | 51.59 qIL-R |
| 25.32 | 26.27 | | |
| 6 Bartzyszyn, Michael, Jr. | 17 | SAGE-IL | 51.93 qIL-R |
| 24.91 | 27.02 | | |
| 7 Lorr, Logan | 17 | SAGE-IL | 52.25 qIL-R |
| 25.17 | 27.08 | | |
| 8 Schlueter, Dom | 15 | SAGE-IL | 52.75 qIL-R |
| 25.66 | 27.09 | | |
| 9 Seeger, Cole | 18 | SAGE-IL | 52.89 qIL-R |
| 25.35 | 27.54 | | |
| 10 Mueller, Jeremy | 15 | STAT-WI | 53.06 qIL-R |
| 25.86 | 27.20 | | |
| 11 Meighan, Zach | 15 | GCY-WI | 54.40 q |
| 25.71 | 28.69 | | |
| 12 Dahlke, Logan | 18 | SAGE-IL | 54.48 q |
| 25.99 | 28.49 | | |
| 13 Matthias, J.T. | 17 | SAGE-IL | 54.69 |
| 26.48 | 28.21 | | |
| 14 Ramos, Tristan | 16 | STAT-WI | 55.15 |
| 26.82 | 28.33 | | |
| 15 Sill, Benjamin | 15 | GCY-WI | 56.20 |
| 26.69 | 29.51 | | |
| 16 Taller, Zackary | 15 | SAGE-IL | 57.28 |
| 27.64 | 29.64 | | |
| 17 Preston, Grant | 16 | STAT-WI | 1:01.68 |
| 28.54 | 33.14 | | |
| 18 Harris, Jack | 15 | SAGE-IL | 1:03.10 |
| 30.39 | 32.71 | | |
| --- Zimmerman, Eli | 15 | GCY-WI | NS |



STAT/WAVE 2019 Winter Classic, Sanction #: WI2019-525A
11/22-24/2019 BMHS Natatorium 25 Yards

Results

Event 49 Girls 13-14 200 Yard Breaststroke
Meet: 2:33.97 M 11/19/2017 Julia Koltuniuk
2:34.79 13-14 IL-C IL 2020 SC Champ
2:38.49 13-14 WI13 -14
2:50.39 13-14 IL-R 2020 SC IL Regional

| Name | Age | Team | Finals Time |
|----------------------|-------|---------|---------------|
| A - Final | | | |
| 1 Beckman, Amanda | 14 | WAUN-WI | 2:31.91M IL-C |
| | 34.06 | 38.31 | 39.85 39.69 |
| 2 Fernandez, Natasha | 14 | SAGE-IL | 2:39.97 IL-R |
| | 36.11 | 41.03 | 42.02 40.81 |
| 3 Stute, Kenzie | 13 | WAUN-WI | 2:40.89 IL-R |
| | 36.26 | 40.27 | 42.09 42.27 |
| 4 Goldhagen, Amber | 14 | STAT-WI | 2:42.45 IL-R |
| | 37.71 | 41.19 | 42.32 41.23 |
| 5 Snook, Abby | 13 | SPS-WI | 2:42.80 IL-R |
| | 36.45 | 41.96 | 42.84 41.55 |
| 6 Singleton, Cora | 13 | GYD-WI | 2:45.67 IL-R |
| | 37.37 | 41.83 | 42.86 43.61 |

| | | | |
|------------------------|-------|---------|--------------|
| B - Final | | | |
| 7 Chesney, Cora | 14 | SAGE-IL | 2:40.73 IL-R |
| | 36.40 | 39.85 | 40.51 43.97 |
| 8 Blitz, Grace | 14 | WAUN-WI | 2:42.08 IL-R |
| | 35.85 | 42.60 | 41.89 41.74 |
| 9 Hayes, Ava | 13 | STAT-WI | 2:43.13 IL-R |
| | 36.02 | 41.50 | 43.25 42.36 |
| 10 Hoffman, Joss | 14 | SPS-WI | 2:48.84 IL-R |
| | 39.46 | 43.59 | 42.82 42.97 |
| 11 Sprunger, Elizabeth | 13 | WAUN-WI | 2:53.96 6 |
| | 38.84 | 44.13 | 47.27 43.72 |
| 12 Leach, Abbey | 13 | GYD-WI | 2:55.76 5 |
| | 38.08 | 44.38 | 46.80 46.50 |

Event 49 Girls 13-14 200 Yard Breaststroke
Meet: 2:33.97 M 11/19/2017 Julia Koltuniuk
2:34.79 13-14 IL-C IL 2020 SC Champ
2:38.49 13-14 WI13 -14
2:50.39 13-14 IL-R 2020 SC IL Regional

| Name | Age | Team | Prelim Time |
|----------------------|-------|---------|---------------|
| Preliminaries | | | |
| 1 Beckman, Amanda | 14 | WAUN-WI | 2:38.70 qIL-R |
| | 36.43 | 40.54 | 40.73 41.00 |
| 2 Stute, Kenzie | 13 | WAUN-WI | 2:42.51 qIL-R |
| | 37.71 | 40.99 | 41.57 42.24 |
| 3 Goldhagen, Amber | 14 | STAT-WI | 2:44.39 qIL-R |
| | 39.30 | 42.43 | 42.31 40.35 |
| 4 Fernandez, Natasha | 14 | SAGE-IL | 2:44.57 qIL-R |
| | 36.99 | 41.70 | 43.35 42.53 |
| 5 Snook, Abby | 13 | SPS-WI | 2:44.94 qIL-R |
| | 36.99 | 42.46 | 42.47 43.02 |

| | | | |
|------------------------|-------|---------|---------------|
| 6 Singleton, Cora | 13 | GYD-WI | 2:46.19 qIL-R |
| | 37.55 | 41.97 | 43.28 43.39 |
| 7 Chesney, Cora | 14 | SAGE-IL | 2:46.86 qIL-R |
| | 39.39 | 42.14 | 42.07 43.26 |
| 8 Blitz, Grace | 14 | WAUN-WI | 2:47.27 qIL-R |
| | 36.69 | 42.12 | 43.98 44.48 |
| 9 Hoffman, Joss | 14 | SPS-WI | 2:49.73 qIL-R |
| | 40.29 | 43.06 | 43.10 43.28 |
| 10 Hayes, Ava | 13 | STAT-WI | 2:50.48 q |
| | 38.27 | 43.58 | 43.89 44.74 |
| 11 Sprunger, Elizabeth | 13 | WAUN-WI | 2:57.56 q |
| | 40.51 | 45.08 | 46.39 45.58 |
| 12 Saladar, Norah | 13 | BTDE-WI | 2:59.32 q |
| | 40.79 | 46.09 | 46.86 45.58 |
| 13 Leach, Abbey | 13 | GYD-WI | 3:00.04 |
| | 40.02 | 46.00 | 47.79 46.23 |
| 14 Palmer, Lishi | 14 | GYD-WI | 3:00.53 |
| | 42.25 | 46.55 | 46.19 45.54 |
| 15 Celentano, Ashley | 13 | SAGE-IL | 3:00.67 |
| | 40.73 | 46.94 | 48.04 44.96 |
| 16 Woletz, Chelsea | 14 | MM-WI | 3:06.12 |
| | 41.63 | 47.44 | 48.47 48.58 |
| 17 Goulette, Macy | 13 | WAUN-WI | 3:11.45 |
| | 43.39 | 49.75 | 49.45 48.86 |
| 18 Guerrero, Matilda | 13 | SAGE-IL | 3:16.51 |
| | 44.33 | 50.49 | 52.38 49.31 |
| 19 Johnson, Carter | 13 | BTDE-WI | 3:20.14 |
| | 44.84 | 51.74 | 51.05 52.51 |
| 20 Tran, Emma | 13 | GCY-WI | 3:24.77 |
| | 44.07 | 50.86 | 54.42 55.42 |
| --- Deutsch, Isabella | 14 | PAC-IL | NS |

Event 49 Girls 15 & Over 200 Yard Breaststroke
Meet: 2:33.89 M 12/14/2013 Emma P Blackdeer
2:31.59 15&O IL-C IL 2020 SC Champ
2:34.89 15&O WI -Senior
2:47.19 15&O IL-R 2020 SC IL Regional

| Name | Age | Team | Finals Time |
|------------------|-------|---------|---------------|
| A - Final | | | |
| 1 Gunnink, Ella | 17 | SPS-WI | 2:30.66M IL-C |
| | 33.76 | 38.89 | 39.59 38.42 |
| 2 Wolf, Carly | 18 | SAGE-IL | 2:35.14 IL-R |
| | 33.50 | 39.40 | 40.75 41.49 |
| 3 Reeder, Ellie | 15 | SPS-WI | 2:42.03 IL-R |
| | 36.84 | 41.49 | 41.57 42.13 |
| 4 Reihl, Anna | 15 | WAUN-WI | 2:42.21 IL-R |
| | 37.21 | 41.14 | 42.47 41.39 |
| 5 Laube, Brooke | 16 | SPS-WI | 2:45.75 IL-R |
| | 37.48 | 41.90 | 43.45 42.92 |



STAT/WAVE 2019 Winter Classic, Sanction #: WI2019-525A
11/22-24/2019 BMHS Natatorium 25 Yards

Results

A - Final ... (Event 49 Girls 15 & Over 200 Yard Breaststroke)

| Name | Age | Team | Finals Time |
|--------------------|-------|---------|-------------|
| 6 Garrard, Allison | 17 | SAGE-IL | 2:49.99 |
| | 37.95 | 43.12 | 44.47 44.45 |

B - Final

| | | | |
|--------------------|-------|---------|-------------|
| 7 Pauls, Tessa | 16 | WAUN-WI | 2:54.84 |
| | 39.76 | 44.55 | 45.73 44.80 |
| --- Kittell, Elena | 15 | WAUN-WI | NS |

Event 49 Girls 15 & Over 200 Yard Breaststroke

Meet: **2:33.89 M 12/14/2013 Emma P Blackdeer**
2:31.59 15&O IL-C IL 2020 SC Champ
2:34.89 15&O WI -Senior
2:47.19 15&O IL-R 2020 SC IL Regional

| Name | Age | Team | Prelim Time |
|------|-----|------|-------------|
|------|-----|------|-------------|

Preliminaries

| | | | | |
|-------------------------|-------|---------|-------------|-------|
| 1 Wolf, Carly | 18 | SAGE-IL | 2:38.57 | qIL-R |
| | 34.59 | 40.57 | 41.73 41.68 | |
| 2 Gunnink, Ella | 17 | SPS-WI | 2:38.65 | qIL-R |
| | 36.44 | 41.24 | 40.81 40.16 | |
| 3 Reeder, Ellie | 15 | SPS-WI | 2:43.70 | qIL-R |
| | 38.52 | 40.70 | 42.39 42.09 | |
| 4 Yaun, Peyton | 15 | GCY-WI | 2:44.07 | qIL-R |
| | 38.61 | 41.84 | 42.05 41.57 | |
| 5 Reihl, Anna | 15 | WAUN-WI | 2:45.67 | qIL-R |
| | 39.71 | 42.15 | 42.37 41.44 | |
| 6 Hargraves, Taylor | 16 | STAT-WI | 2:48.43 | q |
| | 38.08 | 41.81 | 43.74 44.80 | |
| 7 Laube, Brooke | 16 | SPS-WI | 2:48.87 | q |
| | 39.10 | 43.24 | 43.77 42.76 | |
| 8 Garrard, Allison | 17 | SAGE-IL | 2:54.29 | q |
| | 39.13 | 44.92 | 44.84 45.40 | |
| 9 Pauls, Tessa | 16 | WAUN-WI | 2:59.89 | q |
| | 41.59 | 46.23 | 46.06 46.01 | |
| 10 Kittell, Elena | 15 | WAUN-WI | 3:21.59 | q |
| | 44.66 | 51.24 | 53.08 52.61 | |
| --- Champeny-Johns, Bea | 17 | BTDE-WI | NS | |

Event 50 Boys 13-14 200 Yard Breaststroke

Meet: **2:19.72 M 11/19/2017 Ian Hirota**
2:25.29 13-14 IL-C IL 2020 SC Champ
2:34.19 13-14 WI13 -14
2:40.89 13-14 IL-R 2020 SC IL Regional

| Name | Age | Team | Finals Time |
|------|-----|------|-------------|
|------|-----|------|-------------|

A - Final

| | | | | |
|-------------------|-------|--------|-------------|------|
| 1 Zhang, Colin | 13 | PAC-IL | 2:17.64M | IL-C |
| | 31.14 | 35.16 | 35.78 35.56 | |
| 2 Braatz, Bennett | 13 | SPS-WI | 2:28.80 | WI13 |
| | 33.90 | 37.90 | 38.64 38.36 | |

| | | | | |
|---------------------|-------|---------|-------------|------|
| 3 Zielinski, Dexter | 14 | SAGE-IL | 2:34.36 | IL-R |
| | 34.31 | 38.85 | 40.39 40.81 | |
| 4 Miles, Cale | 13 | STAT-WI | 2:34.37 | IL-R |
| | 34.95 | 39.79 | 40.57 39.06 | |
| 5 Subasinghe, Yehan | 14 | SAGE-IL | 2:39.89 | IL-R |
| | 35.24 | 40.32 | 43.06 41.27 | |
| 6 Kitzman, Jack | 14 | STAT-WI | 2:42.41 | 13 |
| | 36.60 | 39.83 | 44.06 41.92 | |

B - Final

| | | | | |
|------------------|-------|---------|-------------|----|
| 7 Baser, Brendan | 13 | SAGE-IL | 2:44.14 | 12 |
| | 36.51 | 42.67 | 43.72 41.24 | |
| 8 Komarov, Pavlo | 14 | SAGE-IL | 2:44.96 | 11 |
| | 37.50 | 43.43 | 42.75 41.28 | |
| 9 Johnson, Logan | 14 | STAT-WI | 2:46.56 | 9 |
| | 37.24 | 42.41 | 43.68 43.23 | |

Event 50 Boys 13-14 200 Yard Breaststroke

Meet: **2:19.72 M 11/19/2017 Ian Hirota**
2:25.29 13-14 IL-C IL 2020 SC Champ
2:34.19 13-14 WI13 -14
2:40.89 13-14 IL-R 2020 SC IL Regional

| Name | Age | Team | Prelim Time |
|------|-----|------|-------------|
|------|-----|------|-------------|

Preliminaries

| | | | | |
|---------------------|-------|---------|-------------|-------|
| 1 Zhang, Colin | 13 | PAC-IL | 2:26.83 | qWI13 |
| | 33.32 | 37.36 | 38.22 37.93 | |
| 2 Braatz, Bennett | 13 | SPS-WI | 2:36.10 | qIL-R |
| | 35.61 | 39.60 | 40.21 40.68 | |
| 3 Miles, Cale | 13 | STAT-WI | 2:38.85 | qIL-R |
| | 35.13 | 40.19 | 42.55 40.98 | |
| 4 Zielinski, Dexter | 14 | SAGE-IL | 2:41.21 | q |
| | 36.22 | 40.76 | 42.13 42.10 | |
| 5 Kitzman, Jack | 14 | STAT-WI | 2:43.95 | q |
| | 36.45 | 41.06 | 42.68 43.76 | |
| 6 Yaun, Mason | 13 | GCY-WI | 2:46.11 | q |
| | 36.54 | 41.36 | 43.74 44.47 | |
| 7 Subasinghe, Yehan | 14 | SAGE-IL | 2:46.46 | q |
| | 36.36 | 41.64 | 44.38 44.08 | |
| 8 Baser, Brendan | 13 | SAGE-IL | 2:48.18 | q |
| | 37.70 | 42.99 | 44.45 43.04 | |
| 9 Johnson, Logan | 14 | STAT-WI | 2:53.26 | q |
| | 38.01 | 42.98 | 45.73 46.54 | |
| 10 Komarov, Pavlo | 14 | SAGE-IL | 2:54.98 | q |
| | 38.71 | 45.46 | 47.78 43.03 | |
| 11 Holtz, Carter | 13 | MM-WI | 3:40.47 | q |
| | 50.90 | 56.67 | 58.15 54.75 | |
| --- Heinlein, Jaden | 14 | PAC-IL | NS | |
| --- Bi, Lance | 14 | PAC-IL | NS | |
| --- Rosario, Diego | 13 | PAC-IL | NS | |



STAT/WAVE 2019 Winter Classic, Sanction #: WI2019-525A
11/22-24/2019 BMHS Natatorium 25 Yards

Results

Event 50 Boys 15 & Over 200 Yard Breaststroke
Meet: 2:10.68 M 11/19/2017 Kyle A Falkstrom
2:18.29 15&O IL-C IL 2020 SC Champ
2:24.89 15&O WI -Senior
2:32.09 15&O IL-R 2020 SC IL Regional

| Name | Age | Team | Finals Time |
|--------------------|-------|---------|--------------|
| A - Final | | | |
| 1 Cebula, Kacper | 16 | SAGE-IL | 2:19.60 WI |
| | 30.76 | 34.59 | 36.64 37.61 |
| 2 Seeger, Cole | 18 | SAGE-IL | 2:20.67 WI |
| | 31.62 | 35.44 | 37.00 36.61 |
| 3 Yonamine, Grant | 16 | SAGE-IL | 2:21.47 WI |
| | 31.24 | 35.65 | 37.87 36.71 |
| 4 Boelens, Michael | 15 | SAGE-IL | 2:24.16 WI |
| | 31.63 | 36.56 | 38.34 37.63 |
| 5 Busse, Paul | 16 | WAUN-WI | 2:24.54 WI |
| | 32.08 | 36.49 | 37.98 37.99 |
| 6 Dahlke, Logan | 18 | SAGE-IL | 2:31.97 IL-R |
| | 33.69 | 38.28 | 40.46 39.54 |

| | | | |
|--------------------|-------|---------|--------------|
| B - Final | | | |
| 7 Miles, Zain | 16 | STAT-WI | 2:29.77 IL-R |
| | 33.26 | 37.84 | 39.37 39.30 |
| 8 Bentley, Cameron | 18 | SAGE-IL | 2:37.17 11 |
| | 34.25 | 39.48 | 41.38 42.06 |
| 9 Ramos, Tristan | 16 | STAT-WI | 2:37.19 9 |
| | 33.87 | 40.13 | 42.44 40.75 |

Event 50 Boys 15 & Over 200 Yard Breaststroke
Meet: 2:10.68 M 11/19/2017 Kyle A Falkstrom
2:18.29 15&O IL-C IL 2020 SC Champ
2:24.89 15&O WI -Senior
2:32.09 15&O IL-R 2020 SC IL Regional

| Name | Age | Team | Prelim Time |
|----------------------|-------|---------|---------------|
| Preliminaries | | | |
| 1 Cebula, Kacper | 16 | SAGE-IL | 2:24.44 qWI |
| | 31.25 | 36.31 | 38.08 38.80 |
| 2 Yonamine, Grant | 16 | SAGE-IL | 2:25.11 qIL-R |
| | 33.16 | 36.63 | 37.68 37.64 |
| 3 Boelens, Michael | 15 | SAGE-IL | 2:25.73 qIL-R |
| | 33.44 | 37.18 | 37.71 37.40 |
| 4 Seeger, Cole | 18 | SAGE-IL | 2:28.89 qIL-R |
| | 33.64 | 38.04 | 38.74 38.47 |
| 5 Busse, Paul | 16 | WAUN-WI | 2:30.79 qIL-R |
| | 33.73 | 37.92 | 39.28 39.86 |
| 6 Dahlke, Logan | 18 | SAGE-IL | 2:32.96 q |
| | 33.51 | 38.70 | 40.52 40.23 |
| 7 Bentley, Cameron | 18 | SAGE-IL | 2:37.14 q |
| | 34.79 | 39.46 | 41.18 41.71 |

| | | | |
|--------------------|-------|---------|-------------|
| 8 Ramos, Tristan | 16 | STAT-WI | 2:38.01 q |
| | 34.62 | 39.81 | 41.34 42.24 |
| 9 Miles, Zain | 16 | STAT-WI | 2:38.14 q |
| | 34.54 | 40.29 | 42.27 41.04 |
| --- Zimmerman, Eli | 15 | GCY-WI | NS |

Event 51 Girls 13-14 100 Yard Backstroke
Meet: 59.85 M 11/18/2018 Gracie Colvin
1:01.29 13-14 IL-C IL 2020 SC Champ
1:03.19 13-14 WI13 -14
1:06.89 13-14 IL-R 2020 SC IL Regional

| Name | Age | Team | Finals Time |
|---------------------|-------|---------|--------------|
| A - Final | | | |
| 1 Colvin, Gracie | 14 | STAT-WI | 59.37M IL-C |
| | 28.70 | 30.67 | |
| 2 Sautebin, Alaina | 14 | WAUN-WI | 1:00.31 IL-C |
| | 29.23 | 31.08 | |
| 3 Chen, Jennifer | 13 | PAC-IL | 1:01.15 IL-C |
| | 30.00 | 31.15 | |
| 4 Schmeiser, Emily | 14 | WAUN-WI | 1:02.88 WI13 |
| | 30.77 | 32.11 | |
| 5 Rosenkvist, Kajsa | 14 | WAUN-WI | 1:03.75 IL-R |
| | 30.86 | 32.89 | |
| 6 Laube, Brielle | 14 | SPS-WI | 1:04.27 IL-R |
| | 31.25 | 33.02 | |

| | | | |
|--------------------|-------|---------|--------------|
| B - Final | | | |
| 7 Lake, Eleanor | 13 | WAUN-WI | 1:05.06 IL-R |
| | 31.61 | 33.45 | |
| 8 Oleson, Kaylee | 13 | WAUN-WI | 1:05.94 IL-R |
| | 32.16 | 33.78 | |
| 9 Kramp, Kylie | 13 | GYD-WI | 1:07.04 9 |
| | 32.84 | 34.20 | |
| 10 Garrard, Ashley | 14 | SAGE-IL | 1:07.06 7 |
| | 32.90 | 34.16 | |
| 11 Hoesly, Riley | 13 | GCY-WI | 1:07.11 6 |
| | 32.74 | 34.37 | |
| 12 Sullivan, Maeve | 14 | SPS-WI | 1:07.80 5 |
| | 32.50 | 35.30 | |

Event 51 Girls 13-14 100 Yard Backstroke
Meet: 59.85 M 11/18/2018 Gracie Colvin
1:01.29 13-14 IL-C IL 2020 SC Champ
1:03.19 13-14 WI13 -14
1:06.89 13-14 IL-R 2020 SC IL Regional

| Name | Age | Team | Prelim Time |
|----------------------|-------|---------|---------------|
| Preliminaries | | | |
| 1 Sautebin, Alaina | 14 | WAUN-WI | 1:00.86 qIL-C |
| | 29.78 | 31.08 | |
| 2 Colvin, Gracie | 14 | STAT-WI | 1:00.91 qIL-C |
| | 29.45 | 31.46 | |



STAT/WAVE 2019 Winter Classic, Sanction #: WI2019-525A

11/22-24/2019 BMHS Natatorium 25 Yards

Results

| Preliminaries ... (Event 51 Girls 13-14 100 Yard Backstroke) | | | |
|---|----------------|--------------------|-------|
| Name | AgeTeam | Prelim Time | |
| 3 Rosenkvist, Kajsa | 14 WAUN-WI | 1:02.29 | qWI13 |
| 30.26 32.03 | | | |
| 4 Schmeiser, Emily | 14 WAUN-WI | 1:02.72 | qWI13 |
| 30.95 31.77 | | | |
| 5 Chen, Jennifer | 13 PAC-IL | 1:03.04 | qWI13 |
| 30.63 32.41 | | | |
| 6 Laube, Brielle | 14 SPS-WI | 1:04.87 | qIL-R |
| 30.88 33.99 | | | |
| 7 Oleson, Kaylee | 13 WAUN-WI | 1:05.61 | qIL-R |
| 32.09 33.52 | | | |
| 8 Lake, Eleanor | 13 WAUN-WI | 1:06.46 | qIL-R |
| 32.08 34.38 | | | |
| 9 Sullivan, Maeve | 14 SPS-WI | 1:06.63 | qIL-R |
| 31.71 34.92 | | | |
| 10 Kramp, Kylie | 13 GYD-WI | 1:07.08 | q |
| 33.33 33.75 | | | |
| 11 Hoesly, Riley | 13 GCY-WI | 1:07.55 | q |
| 33.70 33.85 | | | |
| 12 Garrard, Ashley | 14 SAGE-IL | 1:08.25 | q |
| 33.04 35.21 | | | |
| 13 Gunnink, Lila | 13 SPS-WI | 1:08.44 | |
| 33.68 34.76 | | | |
| 14 Miles, Avery | 13 STAT-WI | 1:08.68 | |
| 33.27 35.41 | | | |
| 15 Palmer, Lishi | 14 GYD-WI | 1:08.73 | |
| 34.27 34.46 | | | |
| 16 Castro, Olivia | 14 SAGE-IL | 1:08.92 | |
| 32.69 36.23 | | | |
| 17 Saladar, Norah | 13 BTDE-WI | 1:09.15 | |
| 33.72 35.43 | | | |
| 18 Rutcosky, Caroline | 13 PAC-IL | 1:09.95 | |
| 33.90 36.05 | | | |
| 19 Sautebin, Maya | 13 WAUN-WI | 1:10.22 | |
| 34.05 36.17 | | | |
| 20 Stampf, Mikaiya | 13 SPS-WI | 1:10.90 | |
| 34.64 36.26 | | | |
| 21 King, Camryn | 14 STAT-WI | 1:10.91 | |
| 34.16 36.75 | | | |
| 22 Hayes, Ava | 13 STAT-WI | 1:11.27 | |
| 34.38 36.89 | | | |
| 23 Hessling, Hattie | 13 SPS-WI | 1:11.40 | |
| 33.46 37.94 | | | |
| 24 Mulligan, Keeley | 13 GCY-WI | 1:12.30 | |
| 35.03 37.27 | | | |
| 25 Pether, Lucy | 13 GYD-WI | 1:12.56 | |
| 35.20 37.36 | | | |

| | | | |
|-----------------------|------------|---------|--|
| 26 Saladar, Ellie | 14 BTDE-WI | 1:12.73 | |
| 35.32 37.41 | | | |
| 27 Breyer, Lily | 14 SPS-WI | 1:12.80 | |
| 35.13 37.67 | | | |
| 28 Shields, Lily | 13 STAT-WI | 1:12.90 | |
| 35.13 37.77 | | | |
| 29 Cunningham, Logan | 14 SPS-WI | 1:13.13 | |
| 35.87 37.26 | | | |
| 30 Diers, Laine | 13 SPS-WI | 1:13.70 | |
| 35.73 37.97 | | | |
| 31 Van Berkum, Maya | 14 SCST-WI | 1:15.04 | |
| 36.36 38.68 | | | |
| 32 Abendroth, Jenna | 13 WAUN-WI | 1:15.49 | |
| 36.42 39.07 | | | |
| 33 Leach, Abbey | 13 GYD-WI | 1:15.55 | |
| 36.80 38.75 | | | |
| 34 Weinstock, Emma | 14 GYD-WI | 1:16.35 | |
| 37.36 38.99 | | | |
| 35 Guerrero, Matilda | 13 SAGE-IL | 1:16.92 | |
| 37.11 39.81 | | | |
| *36 Bryer, Paige | 13 STAT-WI | 1:17.45 | |
| 37.47 39.98 | | | |
| *36 Krause, Jasmine | 14 MM-WI | 1:17.45 | |
| 37.30 40.15 | | | |
| 38 Kranig, Carly | 13 SAGE-IL | 1:18.56 | |
| 38.22 40.34 | | | |
| 39 Lack, Jordan | 13 SAGE-IL | 1:21.18 | |
| 39.02 42.16 | | | |
| 40 Wang, Gracie | 13 STAT-WI | 1:23.02 | |
| 40.63 42.39 | | | |
| 41 Kastner, Emily | 13 STAT-WI | 1:25.82 | |
| 42.16 43.66 | | | |
| 42 Lyons, Mary | 14 WAUN-WI | 1:26.09 | |
| 41.37 44.72 | | | |
| 43 Cralam, Lizzie | 14 WAUN-WI | 1:26.53 | |
| 42.31 44.22 | | | |
| 44 Busse, Hailey | 13 BTDE-WI | 1:26.77 | |
| 42.39 44.38 | | | |
| 45 Ryan, Lily | 13 SCST-WI | 1:27.93 | |
| 42.63 45.30 | | | |
| 46 LeCaire, Grace | 13 YDC-WI | 1:41.36 | |
| 47 Wagner, Bailey | 14 YDC-WI | 1:42.98 | |
| --- Johnson, Carter | 13 BTDE-WI | DQ | |
| 42.44 43.51 | | | |
| --- Tran, Emma | 13 GCY-WI | DQ | |
| 41.90 44.80 | | | |
| --- Kidd, Addie | 13 WAUN-WI | NS | |
| --- Deutsch, Isabella | 14 PAC-IL | NS | |
| --- Kiley, Rossalyn | 13 SPS-WI | NS | |
| --- Clemons, Jazelle | 13 PAC-IL | NS | |



STAT/WAVE 2019 Winter Classic, Sanction #: WI2019-525A

11/22-24/2019 BMHS Natatorium 25 Yards

Results


Event 51 Girls 15 & Over 100 Yard Backstroke
Meet: 58.63 M 11/19/2017 Payton K Lange
59.69 15&O IL-C IL 2020 SC Champ
1:01.89 15&O WI -Senior
1:06.29 15&O IL-R 2020 SC IL Regional

| Name | Age | Team | Finals Time |
|------------------------|-------|---------|--------------|
| A - Final | | | |
| 1 Sill, Faith | 16 | GCY-WI | 57.81M IL-C |
| 27.75 | 30.06 | | |
| 2 Wolf, Carly | 18 | SAGE-IL | 1:00.75 WI |
| 29.49 | 31.26 | | |
| 3 Peters, Kaitlyn | 16 | WAUN-WI | 1:01.23 WI |
| 29.45 | 31.78 | | |
| 4 Kolbunova, Liza | 15 | PAC-IL | 1:05.03 IL-R |
| 31.68 | 33.35 | | |
| 5 Krejcha, Abby | 16 | SPS-WI | 1:05.17 IL-R |
| 31.96 | 33.21 | | |
| 6 Fogo, Kaitlyn | 17 | SAGE-IL | 1:05.41 IL-R |
| 31.67 | 33.74 | | |
| B - Final | | | |
| 7 Champeny-Johns, Lulu | 17 | BTDE-WI | 1:04.80 IL-R |
| 31.49 | 33.31 | | |
| 8 Wolf, Jackie | 16 | SAGE-IL | 1:06.63 11 |
| 32.21 | 34.42 | | |
| 9 Dagefoerde, Brooke | 17 | STAT-WI | 1:07.09 9 |
| 32.39 | 34.70 | | |
| 10 Kline, Grace | 15 | SPS-WI | 1:09.70 7 |
| 33.45 | 36.25 | | |
| 11 Winter, Emily | 15 | SPS-WI | 1:10.31 6 |
| 34.18 | 36.13 | | |
| 12 Newcomer, Anna | 16 | GCY-WI | 1:11.46 5 |
| 34.44 | 37.02 | | |

Event 51 Girls 15 & Over 100 Yard Backstroke
Meet: 58.63 M 11/19/2017 Payton K Lange
59.69 15&O IL-C IL 2020 SC Champ
1:01.89 15&O WI -Senior
1:06.29 15&O IL-R 2020 SC IL Regional

| Name | Age | Team | Prelim Time |
|----------------------|-------|---------|---------------|
| Preliminaries | | | |
| 1 Sill, Faith | 16 | GCY-WI | 59.27 qIL-C |
| 28.90 | 30.37 | | |
| 2 Wolf, Carly | 18 | SAGE-IL | 1:02.39 qIL-R |
| 30.45 | 31.94 | | |
| 3 Peters, Kaitlyn | 16 | WAUN-WI | 1:04.64 qIL-R |
| 30.93 | 33.71 | | |
| 4 Kolbunova, Liza | 15 | PAC-IL | 1:05.74 qIL-R |
| 32.21 | 33.53 | | |
| 5 Fogo, Kaitlyn | 17 | SAGE-IL | 1:06.50 q |
| 32.55 | 33.95 | | |

| | | | |
|------------------------|-------|---------|-----------|
| 6 Krejcha, Abby | 16 | SPS-WI | 1:07.66 q |
| 32.96 | 34.70 | | |
| 7 Champeny-Johns, Lulu | 17 | BTDE-WI | 1:07.78 q |
| 32.35 | 35.43 | | |
| 8 Dagefoerde, Brooke | 17 | STAT-WI | 1:08.00 q |
| 33.05 | 34.95 | | |
| 9 Wolf, Jackie | 16 | SAGE-IL | 1:08.34 q |
| 33.16 | 35.18 | | |
| 10 Newcomer, Anna | 16 | GCY-WI | 1:08.67 q |
| 32.75 | 35.92 | | |
| 11 Kline, Grace | 15 | SPS-WI | 1:08.80 q |
| 33.93 | 34.87 | | |
| 12 Winter, Emily | 15 | SPS-WI | 1:09.64 q |
| 34.11 | 35.53 | | |
| 13 Cantero, Emilia | 15 | PAC-IL | 1:09.66 |
| 33.97 | 35.69 | | |
| 14 Bound, Brooke | 15 | WAUN-WI | 1:11.11 |
| 35.21 | 35.90 | | |
| 15 Sletten, Nicole | 17 | SPS-WI | 1:11.26 |
| 34.46 | 36.80 | | |
| 16 Zander, Hannah | 15 | SPS-WI | 1:11.83 |
| 35.18 | 36.65 | | |
| 17 Rufer, Taylor | 15 | GCY-WI | 1:12.47 |
| 35.56 | 36.91 | | |
| 18 Franklin, Magen | 15 | STAT-WI | 1:12.90 |
| 35.41 | 37.49 | | |
| 19 Reeder, Ellie | 15 | SPS-WI | 1:13.68 |
| 36.57 | 37.11 | | |
| 20 Laube, Brooke | 16 | SPS-WI | 1:13.73 |
| 36.09 | 37.64 | | |
| 21 Chikowero, Maka | 15 | YDC-WI | 1:13.94 |
| 36.36 | 37.58 | | |
| 22 Mar, Natalie | 15 | STAT-WI | 1:14.07 |
| 35.29 | 38.78 | | |
| 23 Schumacher, Sydney | 15 | WAUN-WI | 1:15.93 |
| 37.36 | 38.57 | | |
| 24 Carr, Kennedy | 15 | MM-WI | 1:17.91 |
| 38.12 | 39.79 | | |
| 25 Fahey, Rachel | 15 | WAUN-WI | 1:17.99 |
| 37.31 | 40.68 | | |
| 26 Kittell, Elena | 15 | WAUN-WI | 1:22.35 |
| 40.58 | 41.77 | | |
| --- Erlandson, Kallen | 15 | WAUN-WI | NS |



STAT/WAVE 2019 Winter Classic, Sanction #: WI2019-525A

11/22-24/2019 BMHS Natatorium 25 Yards

Results

Event 52 Boys 13-14 100 Yard Backstroke
Meet: 53.90 M 11/19/2017 Samuel R Bork
59.69 13-14 IL-C IL 2020 SC Champ
1:01.99 13-14 WI13 -14
1:05.69 13-14 IL-R 2020 SC IL Regional

| Name | Age | Team | Finals Time |
|-------------------|-------|---------|--------------|
| A - Final | | | |
| 1 Heinlein, Jaden | 14 | PAC-IL | 54.90 IL-C |
| 27.34 | 27.56 | | |
| 2 Kusevskis, Olin | 13 | PAC-IL | 1:01.95 WI13 |
| 30.85 | 31.10 | | |
| 3 Drabczak, Alex | 13 | PAC-IL | 1:02.62 IL-R |
| 30.39 | 32.23 | | |
| 4 Skominas, Vito | 14 | STAT-WI | 1:05.12 IL-R |
| 31.43 | 33.69 | | |
| 5 Peters, Tony | 13 | WAUN-WI | 1:08.65 14 |
| 33.64 | 35.01 | | |
| 6 Langelund, Noah | 13 | GYD-WI | 1:10.51 13 |
| 34.27 | 36.24 | | |

| | | | |
|--------------------|-------|---------|------------|
| B - Final | | | |
| 7 Nietzel, Michael | 13 | SAGE-IL | 1:09.40 12 |
| 33.71 | 35.69 | | |
| 8 Goodspeed, Sean | 14 | BTDE-WI | 1:11.23 11 |
| 34.51 | 36.72 | | |
| 9 Gunnink, Elijah | 13 | SPS-WI | 1:11.84 9 |
| 35.13 | 36.71 | | |
| 10 Olaru, Matt | 13 | PAC-IL | 1:14.81 7 |
| 36.86 | 37.95 | | |
| 11 Johnson, Logan | 14 | STAT-WI | 1:16.17 6 |
| 36.95 | 39.22 | | |
| --- Garcia, Elijah | 14 | GYD-WI | NS |

Event 52 Boys 13-14 100 Yard Backstroke
Meet: 53.90 M 11/19/2017 Samuel R Bork
59.69 13-14 IL-C IL 2020 SC Champ
1:01.99 13-14 WI13 -14
1:05.69 13-14 IL-R 2020 SC IL Regional

| Name | Age | Team | Prelim Time |
|----------------------|-------|---------|---------------|
| Preliminaries | | | |
| 1 Heinlein, Jaden | 14 | PAC-IL | 55.84 qIL-C |
| 27.95 | 27.89 | | |
| 2 Kusevskis, Olin | 13 | PAC-IL | 1:03.32 qIL-R |
| 31.60 | 31.72 | | |
| 3 Drabczak, Alex | 13 | PAC-IL | 1:03.55 qIL-R |
| 30.62 | 32.93 | | |
| 4 Skominas, Vito | 14 | STAT-WI | 1:04.58 qIL-R |
| 30.74 | 33.84 | | |
| 5 Langelund, Noah | 13 | GYD-WI | 1:08.17 q |
| 33.37 | 34.80 | | |

| | | | |
|-------------------------|-------|---------|-----------|
| 6 Peters, Tony | 13 | WAUN-WI | 1:09.83 q |
| 33.88 | 35.95 | | |
| 7 Jeffson, Andy | 13 | MM-WI | 1:09.85 q |
| 34.42 | 35.43 | | |
| 8 Garcia, Elijah | 14 | GYD-WI | 1:10.09 q |
| 34.08 | 36.01 | | |
| 9 Goodspeed, Sean | 14 | BTDE-WI | 1:10.99 q |
| 34.63 | 36.36 | | |
| 10 Nietzel, Michael | 13 | SAGE-IL | 1:12.17 q |
| 35.36 | 36.81 | | |
| 11 Gunnink, Elijah | 13 | SPS-WI | 1:14.50 q |
| 35.53 | 38.97 | | |
| 12 Olaru, Matt | 13 | PAC-IL | 1:16.22 q |
| 37.67 | 38.55 | | |
| 13 Mahoney, Kyler | 13 | WAUN-WI | 1:17.64 |
| 38.55 | 39.09 | | |
| 14 Johnson, Logan | 14 | STAT-WI | 1:18.01 |
| 37.40 | 40.61 | | |
| 15 Krejcha, Tyler | 13 | SPS-WI | 1:18.21 |
| 38.61 | 39.60 | | |
| 16 VanLandingham, Aiden | 13 | BTDE-WI | 1:20.05 |
| 39.10 | 40.95 | | |
| 17 Abendroth, Aaron | 13 | WAUN-WI | 1:20.08 |
| 38.76 | 41.32 | | |
| 18 Roberts, Maxx | 14 | GYD-WI | 1:20.99 |
| 38.18 | 42.81 | | |
| 19 Harms, Damian | 14 | STAT-WI | 1:25.72 |
| 40.91 | 44.81 | | |
| 20 Paccagnini, Aidan | 13 | STAT-WI | 1:26.32 |
| 41.24 | 45.08 | | |
| 21 Preston, Garrett | 13 | STAT-WI | 1:27.07 |
| 41.53 | 45.54 | | |
| 22 Yonamine, Carter | 13 | SAGE-IL | 1:29.11 |
| 43.88 | 45.23 | | |
| 23 Eidelman, Ryan | 13 | PAC-IL | 1:31.29 |
| 42.18 | 49.11 | | |
| 24 Holtz, Carter | 13 | MM-WI | 1:32.12 |
| 43.86 | 48.26 | | |
| --- Romack, Gage | 13 | SCST-WI | NS |

Event 52 Boys 15 & Over 100 Yard Backstroke
Meet: 54.02 M 11/18/2018 Zach Vinson
55.29 15&O IL-C IL 2020 SC Champ
58.49 15&O WI -Senior
1:01.29 15&O IL-R 2020 SC IL Regional

| Name | Age | Team | Finals Time |
|------------------|-------|---------|-------------|
| A - Final | | | |
| 1 Castro, Ben | 16 | SAGE-IL | 53.85M IL-C |
| 25.96 | 27.89 | | |



STAT/WAVE 2019 Winter Classic, Sanction #: WI2019-525A

11/22-24/2019 BMHS Natatorium 25 Yards

Results

A - Final ... (Event 52 Boys 15 & Over 100 Yard Backstroke)

| Name | Age | Team | Finals Time | |
|----------------------|-------|---------|-------------|------|
| 2 Vinson, Zach | 16 | WAUN-WI | 54.37 | IL-C |
| 26.89 | 27.48 | | | |
| 3 Richardson, Peyton | 17 | SAGE-IL | 55.43 | WI |
| 27.33 | 28.10 | | | |
| 4 Boelens, Michael | 15 | SAGE-IL | 55.71 | WI |
| 26.86 | 28.85 | | | |
| 5 Siegmeier, Noah | 17 | SAGE-IL | 55.75 | WI |
| 27.40 | 28.35 | | | |
| 6 Kobza, Luke | 16 | WAUN-WI | 56.68 | WI |
| 27.62 | 29.06 | | | |

B - Final

| | | | | |
|----------------------|-------|---------|---------|------|
| 7 Schlueter, Alex | 17 | SAGE-IL | 55.53 | WI |
| 27.13 | 28.40 | | | |
| 8 Sanahurskyj, Danny | 15 | SAGE-IL | 58.26 | WI |
| 28.65 | 29.61 | | | |
| 9 Schlueter, Dom | 15 | SAGE-IL | 58.47 | WI |
| 28.91 | 29.56 | | | |
| 10 Vandy, Luke | 16 | SAGE-IL | 59.04 | IL-R |
| 28.97 | 30.07 | | | |
| 11 Busse, Paul | 16 | WAUN-WI | 59.18 | IL-R |
| 29.07 | 30.11 | | | |
| 12 Matthias, J.T. | 17 | SAGE-IL | 1:01.51 | 5 |
| 29.98 | 31.53 | | | |

Event 52 Boys 15 & Over 100 Yard Backstroke

Meet: **54.02 M 11/18/2018 Zach Vinson**
55.29 15&O IL-C IL 2020 SC Champ
58.49 15&O WI -Senior
1:01.29 15&O IL-R 2020 SC IL Regional

| Name | Age | Team | Prelim Time | |
|----------------------|-------|---------|-------------|-------|
| Preliminaries | | | | |
| 1 Castro, Ben | 16 | SAGE-IL | 55.12 | qIL-C |
| 26.69 | 28.43 | | | |
| 2 Siegmeier, Noah | 17 | SAGE-IL | 55.81 | qWI |
| 27.03 | 28.78 | | | |
| 3 Boelens, Michael | 15 | SAGE-IL | 56.45 | qWI |
| 27.76 | 28.69 | | | |
| 4 Vinson, Zach | 16 | WAUN-WI | 56.72 | qWI |
| 27.94 | 28.78 | | | |
| 5 Richardson, Peyton | 17 | SAGE-IL | 56.92 | qWI |
| 28.05 | 28.87 | | | |
| 6 Kobza, Luke | 16 | WAUN-WI | 57.32 | qWI |
| 27.95 | 29.37 | | | |
| 7 Phua, Ethan | 15 | PAC-IL | 57.39 | qWI |
| 27.86 | 29.53 | | | |
| 8 Sanahurskyj, Danny | 15 | SAGE-IL | 57.88 | qWI |
| 27.96 | 29.92 | | | |

| | | | | |
|------------------------------|-------|---------|---------|-------|
| 9 Schlueter, Alex | 17 | SAGE-IL | 57.99 | qWI |
| 28.28 | 29.71 | | | |
| 10 Schlueter, Dom | 15 | SAGE-IL | 59.90 | qIL-R |
| 29.13 | 30.77 | | | |
| 11 Vandy, Luke | 16 | SAGE-IL | 1:00.47 | qIL-R |
| 29.38 | 31.09 | | | |
| 12 Matthias, J.T. | 17 | SAGE-IL | 1:00.82 | qIL-R |
| 29.52 | 31.30 | | | |
| 13 Meighan, Zach | 15 | GCY-WI | 1:01.48 | |
| 29.68 | 31.80 | | | |
| 14 Busse, Paul | 16 | WAUN-WI | 1:02.09 | |
| 30.51 | 31.58 | | | |
| 15 Mueller, Jeremy | 15 | STAT-WI | 1:02.83 | |
| 31.02 | 31.81 | | | |
| 16 Bartczyszyn, Michael, Jr. | 17 | SAGE-IL | 1:02.89 | |
| 30.61 | 32.28 | | | |
| 17 Taller, Zackary | 15 | SAGE-IL | 1:05.41 | |
| 31.91 | 33.50 | | | |
| 18 Harris, Jack | 15 | SAGE-IL | 1:10.23 | |
| 34.98 | 35.25 | | | |
| 19 Preston, Grant | 16 | STAT-WI | 1:10.40 | |
| 33.84 | 36.56 | | | |
| --- Zimmerman, Eli | 15 | GCY-WI | NS | |

Event 53 Girls 13-14 100 Yard Butterfly

Meet: **1:00.59 M 11/19/2017 Lauren M Malinowski**
1:01.19 13-14 IL-C IL 2020 SC Champ
1:03.49 13-14 WI13 -14
1:06.89 13-14 IL-R 2020 SC IL Regional

| Name | Age | Team | Finals Time | |
|---------------------|-------|---------|-------------|--------|
| A - Final | | | | |
| 1 Beckman, Amanda | 14 | WAUN-WI | 1:00.16 | M IL-C |
| 28.77 | 31.39 | | | |
| 2 Pavelski, Ruthie | 14 | SPS-WI | 1:01.63 | WI13 |
| 29.46 | 32.17 | | | |
| 3 Schmeiser, Emily | 14 | WAUN-WI | 1:02.16 | WI13 |
| 29.32 | 32.84 | | | |
| 4 Rosenkvist, Kajsa | 14 | WAUN-WI | 1:02.93 | WI13 |
| 29.95 | 32.98 | | | |
| 5 Hoffman, Joss | 14 | SPS-WI | 1:03.78 | IL-R |
| 29.85 | 33.93 | | | |
| 6 Nietzel, Isabella | 13 | SAGE-IL | 1:03.93 | IL-R |
| 29.14 | 34.79 | | | |
| B - Final | | | | |
| 7 Castro, Olivia | 14 | SAGE-IL | 1:01.74 | WI13 |
| 28.57 | 33.17 | | | |
| 8 Oleson, Kaylee | 13 | WAUN-WI | 1:04.82 | IL-R |
| 30.11 | 34.71 | | | |
| 9 Snook, Abby | 13 | SPS-WI | 1:05.86 | IL-R |
| 29.98 | 35.88 | | | |



STAT/WAVE 2019 Winter Classic, Sanction #: WI2019-525A

11/22-24/2019 BMHS Natatorium 25 Yards

Results

B - Final ... (Event 53 Girls 13-14 100 Yard Butterfly)

| Name | Age | Team | Finals Time | |
|-----------------------|-------|---------|-------------|---|
| 10 Hoesly, Riley | 13 | GCY-WI | 1:07.54 | 7 |
| | 31.96 | 35.58 | | |
| 11 Laube, Brielle | 14 | SPS-WI | 1:07.63 | 6 |
| | 31.76 | 35.87 | | |
| 12 Fernandez, Natasha | 14 | SAGE-IL | 1:08.21 | 5 |
| | 30.94 | 37.27 | | |

Event 53 Girls 13-14 100 Yard Butterfly

Meet: 1:00.59 M 11/19/2017 Lauren M Malinowski

1:01.19 13-14 IL-C IL 2020 SC Champ

1:03.49 13-14 WI13 -14

1:06.89 13-14 IL-R 2020 SC IL Regional

| Name | Age | Team | Prelim Time | |
|------|-----|------|-------------|--|
|------|-----|------|-------------|--|

Preliminaries

| | | | | |
|-----------------------|-------|---------|---------|-------|
| 1 Schmeiser, Emily | 14 | WAUN-WI | 1:02.40 | qWI13 |
| | 29.55 | 32.85 | | |
| 2 Beckman, Amanda | 14 | WAUN-WI | 1:03.57 | qIL-R |
| | 30.08 | 33.49 | | |
| 3 Rosenkvist, Kajsa | 14 | WAUN-WI | 1:03.78 | qIL-R |
| | 30.19 | 33.59 | | |
| 4 Nietzel, Isabella | 13 | SAGE-IL | 1:04.09 | qIL-R |
| | 29.52 | 34.57 | | |
| 5 Pavelski, Ruthie | 14 | SPS-WI | 1:04.60 | qIL-R |
| | 30.09 | 34.51 | | |
| 6 Hoffman, Joss | 14 | SPS-WI | 1:04.71 | qIL-R |
| | 30.70 | 34.01 | | |
| 7 Castro, Olivia | 14 | SAGE-IL | 1:05.04 | qIL-R |
| | 30.59 | 34.45 | | |
| 8 Laube, Brielle | 14 | SPS-WI | 1:05.18 | qIL-R |
| | 30.33 | 34.85 | | |
| 9 Oleson, Kaylee | 13 | WAUN-WI | 1:05.54 | qIL-R |
| | 30.79 | 34.75 | | |
| 10 Snook, Abby | 13 | SPS-WI | 1:06.15 | qIL-R |
| | 30.05 | 36.10 | | |
| 11 Miles, Avery | 13 | STAT-WI | 1:06.82 | qIL-R |
| | 31.30 | 35.52 | | |
| 12 Fernandez, Natasha | 14 | SAGE-IL | 1:08.61 | q |
| | 31.49 | 37.12 | | |
| 13 Hoesly, Riley | 13 | GCY-WI | 1:08.92 | |
| | 32.76 | 36.16 | | |
| 14 Sullivan, Maeve | 14 | SPS-WI | 1:10.42 | |
| | 32.80 | 37.62 | | |
| 15 Smitendorf, Julia | 14 | SAGE-IL | 1:10.62 | |
| | 32.54 | 38.08 | | |
| 16 Mulligan, Keeley | 13 | GCY-WI | 1:10.85 | |
| | 33.54 | 37.31 | | |
| 17 Saladar, Norah | 13 | BTDE-WI | 1:12.10 | |
| | 33.65 | 38.45 | | |

| | | | | |
|---------------------|-----------------|---------|---------|----|
| 18 Hessling, Hattie | 13 | SPS-WI | 1:13.51 | |
| | 1:44.08 | | | |
| 19 Krause, Jasmine | 14 | MM-WI | 1:14.14 | |
| | 33.18 | 40.96 | | |
| 20 Fladhammer, Jade | 14 | MM-WI | 1:14.15 | |
| | 33.76 | 40.39 | | |
| 21 Gunnink, Lila | 13 | SPS-WI | 1:14.38 | |
| | 34.21 | 40.17 | | |
| 22 Lack, Jordan | 13 | SAGE-IL | 1:17.06 | |
| | 36.08 | 40.98 | | |
| 23 Van Berkum, Maya | 14 | SCST-WI | 1:17.41 | |
| | 35.51 | 41.90 | | |
| 24 Abendroth, Jenna | 13 | WAUN-WI | 1:18.18 | |
| | 36.43 | 41.75 | | |
| 25 Cralam, Lizzie | 14 | WAUN-WI | 1:35.30 | |
| --- | Kiley, Rossalyn | 13 | SPS-WI | NS |
| --- | Grace, Alissa | 13 | PAC-IL | NS |
| --- | Busse, Hailey | 13 | BTDE-WI | NS |

Event 53 Girls 15 & Over 100 Yard Butterfly

Meet: 59.69 M 11/18/2018 Elena Kitzman

59.39 15&O IL-C IL 2020 SC Champ

1:01.29 15&O WI -Senior

1:05.89 15&O IL-R 2020 SC IL Regional

| Name | Age | Team | Finals Time | |
|------|-----|------|-------------|--|
|------|-----|------|-------------|--|

A - Final

| | | | | |
|--------------------|-------|---------|---------|------|
| 1 Peters, Kaitlyn | 16 | WAUN-WI | 58.37M | IL-C |
| | 27.58 | 30.79 | | |
| 2 Sill, Faith | 16 | GCY-WI | 58.48M | IL-C |
| | 27.81 | 30.67 | | |
| 3 Gomez, Atzi | 16 | SAGE-IL | 59.02M | IL-C |
| | 28.04 | 30.98 | | |
| 4 Kitzman, Elena | 16 | STAT-WI | 59.42M | WI |
| | 27.88 | 31.54 | | |
| 5 Fogo, Kaitlyn | 17 | SAGE-IL | 1:03.60 | IL-R |
| | 29.59 | 34.01 | | |
| 6 Weinstock, Megan | 16 | GYD-WI | 1:08.07 | 13 |
| | 29.95 | 38.12 | | |

B - Final

| | | | | |
|------------------------|-----------------|---------|---------|------|
| 7 Champeny-Johns, Lulu | 17 | BTDE-WI | 1:05.23 | IL-R |
| | 30.67 | 34.56 | | |
| 8 Reihl, Anna | 15 | WAUN-WI | 1:07.38 | 11 |
| | 31.34 | 36.04 | | |
| 9 Schumacher, Sydney | 15 | WAUN-WI | 1:08.02 | 9 |
| | 31.78 | 36.24 | | |
| 10 Newcomer, Anna | 16 | GCY-WI | 1:11.19 | 7 |
| | 32.16 | 39.03 | | |
| 11 Garrard, Allison | 17 | SAGE-IL | 1:13.31 | 6 |
| | 34.13 | 39.18 | | |
| --- | Tramuta, Alyssa | 15 | SAGE-IL | NS |



STAT/WAVE 2019 Winter Classic, Sanction #: WI2019-525A
11/22-24/2019 BMHS Natatorium 25 Yards

Results

Event 53 Girls 15 & Over 100 Yard Butterfly
Meet: 59.69 M 11/18/2018 Elena Kitzman
59.39 15&O IL-C IL 2020 SC Champ
1:01.29 15&O WI -Senior
1:05.89 15&O IL-R 2020 SC IL Regional

| Name | Age | Team | Prelim Time |
|-------------------------|-------|---------|---------------|
| Preliminaries | | | |
| 1 Sill, Faith | 16 | GCY-WI | 1:01.01 qWI |
| 28.98 | 32.03 | | |
| 2 Gomez, Atzi | 16 | SAGE-IL | 1:01.02 qWI |
| 28.59 | 32.43 | | |
| 3 Peters, Kaitlyn | 16 | WAUN-WI | 1:01.51 qIL-R |
| 28.97 | 32.54 | | |
| 4 Kitzman, Elena | 16 | STAT-WI | 1:02.13 qIL-R |
| 28.94 | 33.19 | | |
| 5 Koser, Azia Lynn | 16 | SCST-WI | 1:03.98 qIL-R |
| 29.13 | 34.85 | | |
| 6 Fogo, Kaitlyn | 17 | SAGE-IL | 1:04.25 qIL-R |
| 30.20 | 34.05 | | |
| 7 Gunnink, Ella | 17 | SPS-WI | 1:05.22 qIL-R |
| 30.29 | 34.93 | | |
| 8 Hargraves, Taylor | 16 | STAT-WI | 1:06.40 q |
| 30.80 | 35.60 | | |
| 9 Parker, Ellie | 15 | SCST-WI | 1:07.80 q |
| 31.38 | 36.42 | | |
| 10 Weinstock, Megan | 16 | GYD-WI | 1:08.10 q |
| 31.31 | 36.79 | | |
| 11 Champeny-Johns, Lulu | 17 | BTDE-WI | 1:09.45 q |
| 32.05 | 37.40 | | |
| 12 Newcomer, Anna | 16 | GCY-WI | 1:09.73 q |
| 32.17 | 37.56 | | |
| *13 Schumacher, Sydney | 15 | WAUN-WI | 1:10.49 |
| 32.79 | 37.70 | | |
| *13 Reihl, Anna | 15 | WAUN-WI | 1:10.49 |
| 32.38 | 38.11 | | |

Swim-Off Required

| | | | |
|---------------------|-------|---------|---------|
| 15 Bound, Brooke | 15 | WAUN-WI | 1:10.62 |
| 33.13 | 37.49 | | |
| 16 Sletten, Nicole | 17 | SPS-WI | 1:11.61 |
| 32.55 | 39.06 | | |
| 17 Garrard, Allison | 17 | SAGE-IL | 1:13.88 |
| 34.61 | 39.27 | | |
| 18 Tramuta, Alyssa | 15 | SAGE-IL | 1:14.88 |
| 33.61 | 41.27 | | |
| 19 Zander, Hannah | 15 | SPS-WI | 1:15.48 |
| 33.52 | 41.96 | | |
| 20 Harmsen, Kelsey | 15 | SAGE-IL | 1:15.94 |
| 21 Laird, Megan | 15 | SAGE-IL | 1:16.06 |

| | | | |
|------------------------|-------|---------|---------|
| 22 Carr, Kennedy | 15 | MM-WI | 1:20.54 |
| 37.39 | 43.15 | | |
| --- Dagefoerde, Brooke | 17 | STAT-WI | DQ |
| 33.62 | 40.01 | | |
| --- Erlandson, Kallen | 15 | WAUN-WI | NS |
| --- Mar, Natalie | 15 | STAT-WI | NS |

Event 54 Boys 13-14 100 Yard Butterfly

Meet: 52.76 M 11/19/2017 Will R Hayon
57.89 13-14 IL-C IL 2020 SC Champ
1:01.29 13-14 WI13 -14
1:03.69 13-14 IL-R 2020 SC IL Regional

| Name | Age | Team | Finals Time |
|----------------------|-------|---------|--------------|
| A - Final | | | |
| 1 Zhang, Colin | 13 | PAC-IL | 55.99 IL-C |
| 26.33 | 29.66 | | |
| 2 Komarov, Pavlo | 14 | SAGE-IL | 1:01.78 IL-R |
| 28.06 | 33.72 | | |
| 3 Braatz, Bennett | 13 | SPS-WI | 1:02.14 IL-R |
| 28.83 | 33.31 | | |
| 4 Kitzman, Jack | 14 | STAT-WI | 1:02.55 IL-R |
| 29.76 | 32.79 | | |
| 5 Baser, Brendan | 13 | SAGE-IL | 1:05.22 14 |
| 30.53 | 34.69 | | |
| 6 Kusevskis, Olin | 13 | PAC-IL | 1:06.28 13 |
| 29.74 | 36.54 | | |
| B - Final | | | |
| 7 Morton, Robert | 13 | SAGE-IL | 1:03.71 12 |
| 29.46 | 34.25 | | |
| 8 Drabczak, Alex | 13 | PAC-IL | 1:04.60 11 |
| 30.28 | 34.32 | | |
| 9 Rupniewski, Simon | 13 | SAGE-IL | 1:04.98 9 |
| 30.45 | 34.53 | | |
| 10 Peters, Tony | 13 | WAUN-WI | 1:06.01 7 |
| 30.58 | 35.43 | | |
| 11 Nicodemus, Trevor | 13 | SPS-WI | 1:07.15 6 |
| 31.04 | 36.11 | | |
| 12 Olaru, Matt | 13 | PAC-IL | 1:11.60 5 |
| 34.26 | 37.34 | | |

Event 54 Boys 13-14 100 Yard Butterfly

Meet: 52.76 M 11/19/2017 Will R Hayon
57.89 13-14 IL-C IL 2020 SC Champ
1:01.29 13-14 WI13 -14
1:03.69 13-14 IL-R 2020 SC IL Regional

| Name | Age | Team | Prelim Time |
|----------------------|-------|---------|---------------|
| Preliminaries | | | |
| 1 Zhang, Colin | 13 | PAC-IL | 59.76 qWI13 |
| 27.82 | 31.94 | | |
| 2 Komarov, Pavlo | 14 | SAGE-IL | 1:03.36 qIL-R |
| 28.73 | 34.63 | | |



STAT/WAVE 2019 Winter Classic, Sanction #: WI2019-525A
11/22-24/2019 BMHS Natatorium 25 Yards

Results

Preliminaries ... (Event 54 Boys 13-14 100 Yard Butterfly)

| Name | Age | Team | Prelim Time | |
|----------------------------|-------|---------|-------------|----|
| 3 Kusevskis, Olin | 13 | PAC-IL | 1:04.08 | q |
| 29.76 | 34.32 | | | |
| 4 Kitzman, Jack | 14 | STAT-WI | 1:04.29 | q |
| 29.59 | 34.70 | | | |
| 5 Braatz, Bennett | 13 | SPS-WI | 1:04.51 | q |
| 30.14 | 34.37 | | | |
| 6 Baser, Brendan | 13 | SAGE-IL | 1:05.26 | q |
| 30.58 | 34.68 | | | |
| 7 Morton, Robert | 13 | SAGE-IL | 1:05.33 | q |
| 30.25 | 35.08 | | | |
| 8 Drabczak, Alex | 13 | PAC-IL | 1:05.65 | q |
| 30.43 | 35.22 | | | |
| 9 Rupniewski, Simon | 13 | SAGE-IL | 1:07.46 | q |
| 31.44 | 36.02 | | | |
| 10 Nicodemus, Trevor | 13 | SPS-WI | 1:07.70 | q |
| 31.94 | 35.76 | | | |
| 11 Peters, Tony | 13 | WAUN-WI | 1:08.00 | q |
| 31.96 | 36.04 | | | |
| 12 Garcia, Elijah | 14 | GYD-WI | 1:12.24 | q |
| 34.91 | 37.33 | | | |
| 13 Payne, Zach (Pronounce) | 14 | SCST-WI | 1:13.59 | |
| 31.00 | 42.59 | | | |
| 14 Olaru, Matt | 13 | PAC-IL | 1:14.27 | |
| 35.94 | 38.33 | | | |
| 15 Gunnink, Elijah | 13 | SPS-WI | 1:16.27 | |
| 35.86 | 40.41 | | | |
| 16 Krejcha, Tyler | 13 | SPS-WI | 1:21.53 | |
| 37.85 | 43.68 | | | |
| 17 VanLandingham, Aiden | 13 | BTDE-WI | 1:25.82 | |
| 39.07 | 46.75 | | | |
| --- Plautz, Liam | 14 | PAC-IL | | NS |

Event 54 Boys 15 & Over 100 Yard Butterfly

Meet: 52.91 M 11/18/2018 Ben Castro
54.29 15&O IL-C IL 2020 SC Champ
56.29 15&O WI -Senior
1:00.19 15&O IL-R 2020 SC IL Regional

| Name | Age | Team | Finals Time | |
|----------------------|-------|---------|-------------|------|
| A - Final | | | | |
| 1 Castro, Ben | 16 | SAGE-IL | 50.79M | IL-C |
| 23.84 | 26.95 | | | |
| 2 Richardson, Peyton | 17 | SAGE-IL | 52.53M | IL-C |
| 25.08 | 27.45 | | | |
| 3 Sanahurskyj, Danny | 15 | SAGE-IL | 54.34 | WI |
| 25.89 | 28.45 | | | |
| 4 Vinson, Zach | 16 | WAUN-WI | 54.77 | WI |
| 26.44 | 28.33 | | | |

| | | | | |
|-----------------------------|-------|---------|-------|------|
| 5 Cebula, Kacper | 16 | SAGE-IL | 56.88 | IL-R |
| 26.12 | 30.76 | | | |
| 6 Schlueter, Alex | 17 | SAGE-IL | 58.64 | IL-R |
| 27.21 | 31.43 | | | |
| B - Final | | | | |
| 7 Miles, Zain | 16 | STAT-WI | 56.38 | IL-R |
| 25.99 | 30.39 | | | |
| 8 Bartczyszyn, Michael, Jr. | 17 | SAGE-IL | 56.56 | IL-R |
| 27.01 | 29.55 | | | |
| 9 Vandy, Luke | 16 | SAGE-IL | 57.16 | IL-R |
| 26.55 | 30.61 | | | |
| 10 Seeger, Cole | 18 | SAGE-IL | 57.67 | IL-R |
| 26.98 | 30.69 | | | |
| 11 Kobza, Luke | 16 | WAUN-WI | 58.30 | IL-R |
| 26.97 | 31.33 | | | |
| 12 Yonamine, Grant | 16 | SAGE-IL | 58.43 | IL-R |
| 27.80 | 30.63 | | | |

Event 54 Boys 15 & Over 100 Yard Butterfly

Meet: 52.91 M 11/18/2018 Ben Castro
54.29 15&O IL-C IL 2020 SC Champ
56.29 15&O WI -Senior
1:00.19 15&O IL-R 2020 SC IL Regional

| Name | Age | Team | Prelim Time | |
|-----------------------------|-------|---------|-------------|-------|
| Preliminaries | | | | |
| 1 Castro, Ben | 16 | SAGE-IL | 52.69M | qIL-C |
| 24.90 | 27.79 | | | |
| 2 Richardson, Peyton | 17 | SAGE-IL | 54.94 | qWI |
| 26.33 | 28.61 | | | |
| 3 Sanahurskyj, Danny | 15 | SAGE-IL | 55.76 | qWI |
| 26.53 | 29.23 | | | |
| 4 Vinson, Zach | 16 | WAUN-WI | 56.63 | qIL-R |
| 27.19 | 29.44 | | | |
| 5 Schlueter, Alex | 17 | SAGE-IL | 57.09 | qIL-R |
| 26.69 | 30.40 | | | |
| 6 Cebula, Kacper | 16 | SAGE-IL | 57.30 | qIL-R |
| 26.21 | 31.09 | | | |
| 7 Bartczyszyn, Michael, Jr. | 17 | SAGE-IL | 58.18 | qIL-R |
| 27.43 | 30.75 | | | |
| 8 Vandy, Luke | 16 | SAGE-IL | 58.70 | qIL-R |
| 27.39 | 31.31 | | | |
| 9 Miles, Zain | 16 | STAT-WI | 58.80 | qIL-R |
| 27.46 | 31.34 | | | |
| 10 Yonamine, Grant | 16 | SAGE-IL | 59.17 | qIL-R |
| 28.03 | 31.14 | | | |
| 11 Kobza, Luke | 16 | WAUN-WI | 59.33 | qIL-R |
| 27.65 | 31.68 | | | |
| 12 Seeger, Cole | 18 | SAGE-IL | 59.34 | qIL-R |
| 27.87 | 31.47 | | | |



STAT/WAVE 2019 Winter Classic, Sanction #: WI2019-525A

11/22-24/2019 BMHS Natatorium 25 Yards

Results

Preliminaries ... (Event 54 Boys 15 & Over 100 Yard Butterf

| Name | Age | Team | Prelim Time | IL-R |
|---------------------|-------|---------|-------------|------|
| 13 Bentley, Cameron | 18 | SAGE-IL | 59.36 | IL-R |
| 27.53 | 31.83 | | | |
| 14 Lorr, Logan | 17 | SAGE-IL | 59.48 | IL-R |
| 27.82 | 31.66 | | | |
| 15 Ramos, Tristan | 16 | STAT-WI | 1:00.55 | |
| 28.78 | 31.77 | | | |
| 16 Sill, Benjamin | 15 | GCY-WI | 1:00.61 | |
| 27.38 | 33.23 | | | |
| 17 Mueller, Jeremy | 15 | STAT-WI | 1:00.64 | |
| 28.92 | 31.72 | | | |
| 18 Dahlke, Logan | 18 | SAGE-IL | 1:02.38 | |
| 28.70 | 33.68 | | | |
| 19 Taller, Zackary | 15 | SAGE-IL | 1:04.83 | |
| 30.21 | 34.62 | | | |
| 20 Harris, Jack | 15 | SAGE-IL | 1:09.63 | |
| 33.52 | 36.11 | | | |

Event 55 Girls 200 Yard Freestyle Relay

Meet: 1:45.34 M 11/18/2018 Sage YMCA Piranhas

K Fogo, C Wolf, A Gomez, J Koltuniuk

| Team | Relay | Finals Time |
|--------------------------|-------------------------|-------------|
| 1 SAGE-IL | A | 1:43.17M 40 |
| 1) Fogo, Kaitlyn 17 | 2) Wolf, Carly 18 | |
| 3) Gomez, Atzi 16 | 4) Garrard, Ashley 14 | 25.28 25.86 |
| 26.31 25.72 | | |
| 2 WAUN-WI | A | 1:43.18M 34 |
| 1) Blitz, Grace 14 | 2) Rosenkvist, Kajsa 14 | |
| 3) Sautebin, Alaina 14 | 4) Peters, Kaitlyn 16 | 25.83 24.92 |
| 26.40 26.03 | | |
| 3 STAT-WI | A | 1:44.25M 32 |
| 1) Kitzman, Elena 16 | 2) Miles, Avery 13 | |
| 3) Hargraves, Taylor 16 | 4) Colvin, Gracie 14 | 27.01 25.41 |
| 26.21 25.62 | | |
| 4 SPS-WI | A | 1:44.87M 30 |
| 1) Laube, Brielle 14 | 2) Snook, Abby 13 | |
| 3) Pavelski, Ruthie 14 | 4) Gunnink, Ella 17 | 26.05 26.02 |
| 26.55 26.25 | | |
| 5 WAUN-WI | B | 1:45.39 28 |
| 1) Beckman, Amanda 14 | 2) Oleson, Kaylee 13 | |
| 3) Lake, Eleanor 13 | 4) Schmeiser, Emily 14 | 26.86 25.50 |
| 26.37 26.66 | | |
| 6 SPS-WI | B | 1:47.24 26 |
| 1) Laube, Brooke 16 | 2) Sullivan, Maeve 14 | |
| 3) Krejcha, Abby 16 | 4) Breyer, Lily 14 | 26.88 26.41 |
| 28.09 25.86 | | |
| 7 SAGE-IL | B | 1:49.66 24 |
| 1) Nietzel, Isabella 13 | 2) Harmsen, Kelsey 15 | |
| 3) Fernandez, Natasha 14 | 4) Tramuta, Alyssa 15 | 26.68 28.19 |
| 26.99 27.80 | | |

| | | |
|----------------------------|---------------------------|-------------|
| 8 PAC-IL | A | 1:50.04 22 |
| 1) Chen, Jennifer 13 | 2) Rutcosky, Caroline 13 | |
| 3) Kolbunova, Liza 15 | 4) Cantero, Emilia 15 | 27.92 27.17 |
| 26.74 28.21 | | |
| 9 GCY-WI | A | 1:50.22 18 |
| 1) Newcomer, Anna 16 | 2) Hoesly, Riley 13 | |
| 3) Mulligan, Keeley 13 | 4) Sill, Faith 16 | 29.34 25.13 |
| 28.52 27.23 | | |
| 10 WAUN-WI | C | 1:50.55 14 |
| 1) Pauls, Tessa 16 | 2) Reihl, Anna 15 | |
| 3) Stute, Kenzie 13 | 4) Bound, Brooke 15 | 26.99 27.26 |
| 27.91 28.39 | | |
| 11 SPS-WI | C | 1:51.15 12 |
| 1) Hoffman, Joss 14 | 2) Hessling, Hattie 13 | |
| 3) Sletten, Nicole 17 | 4) Zander, Hannah 15 | 28.23 26.91 |
| 28.18 27.83 | | |
| 12 GYD-WI | A | 1:52.04 10 |
| 1) Kramp, Kylie 13 | 2) Pether, Lucy 13 | |
| 3) Singleton, Cora 13 | 4) Leach, Abbey 13 | 28.15 27.72 |
| 28.11 28.06 | | |
| 13 SAGE-IL | C | 1:53.42 8 |
| 1) Castro, Olivia 14 | 2) Sewell, Addison 13 | |
| 3) Smitendorf, Julia 14 | 4) Guerrero, Matilda 13 | 27.16 29.11 |
| 29.02 28.13 | | |
| 14 BTDE-WI | A | 1:54.21 6 |
| 1) Champeny-Johns, Lulu 17 | 2) Landon, Kristyn 16 | |
| 3) Saladar, Norah 13 | 4) Champeny-Johns, Bea 17 | 30.31 26.10 |
| 28.13 29.67 | | |
| 15 STAT-WI | B | 1:55.31 4 |
| 1) Hayes, Ava 13 | 2) Dagefoerde, Brooke 17 | |
| 3) Goldhagen, Amber 14 | 4) Franklin, Magen 15 | 28.53 28.93 |
| 28.25 29.60 | | |
| 16 SPS-WI | D | 1:59.51 2 |
| 1) Winter, Emily 15 | 2) Stampf, Mikaiya 13 | |
| 3) Reeder, Ellie 15 | 4) Kline, Grace 15 | 29.77 29.99 |
| 29.19 30.56 | | |
| 17 MM-WI | A | 1:59.64 |
| 1) Woletz, Chelsea 14 | 2) Krause, Jasmine 14 | |
| 3) Carr, Kennedy 15 | 4) Fladhammer, Jade 14 | 30.81 28.85 |
| 30.18 29.80 | | |
| 18 WAUN-WI | D | 2:00.25 |
| 1) Schumacher, Sydney 15 | 2) Sautebin, Maya 13 | |
| 3) Fahey, Rachel 15 | 4) Lyons, Mary 14 | 30.63 30.84 |
| 29.61 29.17 | | |
| 19 BTDE-WI | B | 2:05.11 |
| 1) Johnson, Carter 13 | 2) Busse, Hailey 13 | |
| 3) Greenlee, Sydney 15 | 4) Saladar, Ellie 14 | 29.92 29.55 |
| 32.09 33.55 | | |
| 20 STAT-WI | C | 2:06.83 |
| 1) Bryer, Paige 13 | 2) Mar, Natalie 15 | |
| 3) Kastner, Emily 13 | 4) Shields, Lily 13 | 33.02 29.73 |
| 31.54 32.54 | | |



STAT/WAVE 2019 Winter Classic, Sanction #: WI2019-525A

11/22-24/2019 BMHS Natatorium 25 Yards

Results

(Event 55 Girls 200 Yard Freestyle Relay)

| Team | Relay | Finals Time |
|---------------------------|------------------------|-------------|
| 21 WAUN-WI | E | 2:07.64 |
| 1) Goulette, Macy 13 | 2) Abendroth, Jenna 13 | |
| 3) Sprunger, Elizabeth 13 | 4) Kittell, Elena 15 | |
| 32.55 31.70 31.85 31.54 | | |

Event 56 Boys 200 Yard Freestyle Relay

Meet: 1:33.91 M 11/18/2018 Sage YMCA Piranhas

A Schlueter, A Orndahl, B Castro, P Richardson

| Team | Relay | Finals Time |
|--------------------------|---------------------------------|-------------|
| 1 SAGE-IL | A | 1:30.56M 40 |
| 1) Schlueter, Alex 17 | 2) Bartczyszyn, Michael, Jr. 17 | |
| 3) Castro, Ben 16 | 4) Richardson, Peyton 17 | |
| 22.66 23.23 22.33 22.34 | | |
| 2 SAGE-IL | B | 1:35.21 34 |
| 1) Siegmeier, Noah 17 | 2) Boelens, Michael 15 | |
| 3) Sanahurskyj, Danny 15 | 4) Seeger, Cole 18 | |
| 23.67 23.77 24.05 23.72 | | |
| 3 SAGE-IL | C | 1:35.54 32 |
| 1) Dahlke, Logan 18 | 2) Zielinski, Dexter 14 | |
| 3) Yonamine, Grant 16 | 4) Bentley, Cameron 18 | |
| 24.84 24.55 23.29 22.86 | | |
| 4 SAGE-IL | D | 1:36.19 30 |
| 1) Lorr, Logan 17 | 2) Matthias, J.T. 17 | |
| 3) Schlueter, Dom 15 | 4) Vandy, Luke 16 | |
| 24.16 24.52 23.71 23.80 | | |
| 5 PAC-IL | A | 1:36.72 28 |
| 1) Phua, Ethan 15 | 2) Heinlein, Jaden 14 | |
| 3) Drabczak, Alex 13 | 4) Zhang, Colin 13 | |
| 23.28 23.96 25.20 24.28 | | |
| 6 STAT-WI | A | 1:36.73 26 |
| 1) Kitzman, Jack 14 | 2) Mueller, Jeremy 15 | |
| 3) Miles, Cale 13 | 4) Miles, Zain 16 | |
| 24.19 24.24 25.53 22.77 | | |
| 7 WAUN-WI | A | 1:40.36 24 |
| 1) Vinson, Zach 16 | 2) Kobza, Luke 16 | |
| 3) Busse, Paul 16 | 4) Peters, Tony 13 | |
| 23.71 23.40 25.11 28.14 | | |
| 8 STAT-WI | B | 1:46.05 22 |
| 1) Ramos, Tristan 16 | 2) Harms, Damian 14 | |
| 3) Johnson, Logan 14 | 4) Skominas, Vito 14 | |
| 25.34 28.47 27.35 24.89 | | |
| 9 SPS-WI | A | 1:50.37 18 |
| 1) Braatz, Bennett 13 | 2) Gunnink, Elijah 13 | |
| 3) Krejcha, Tyler 13 | 4) Nicodemus, Trevor 13 | |
| 25.71 28.79 29.89 25.98 | | |

Event 57 Girls 10 & Under 100 Yard IM

Meet: 1:13.03 M 12/7/2014 Morgan M Erstad

1:17.29 IL-C IL 2020 SC Champ

1:21.29 WI-S tate

1:25.99 IL-R 2020 SC IL Regional

| Name | Age | Team | Finals Time |
|------------------------|-----|---------|---------------|
| 1 Kret, Tamara | 10 | PAC-IL | 1:08.13M IL-C |
| 31.85 36.28 | | | |
| 2 Paradis, Harper | 10 | GCY-WI | 1:14.34 IL-C |
| 34.26 40.08 | | | |
| 3 Tomlinson, Stella | 10 | PAC-IL | 1:14.97 IL-C |
| 34.56 40.41 | | | |
| 4 Shunk, Hadleigh | 10 | GCY-WI | 1:16.23 IL-C |
| 34.93 41.30 | | | |
| 5 Paske, Vivian | 10 | SPS-WI | 1:16.58 IL-C |
| 35.06 41.52 | | | |
| 6 Stovall, Eve | 10 | STAT-WI | 1:19.87 WI-S |
| 36.72 43.15 | | | |
| 7 Yang, Sarah | 10 | UN&-IL | 1:20.44 WI-S |
| 34.96 45.48 | | | |
| 8 Seneviratne, Dhanani | 10 | PAC-IL | 1:20.88 WI-S |
| 41.03 39.85 | | | |
| 9 Busma, Adora | 10 | PAC-IL | 1:25.02 IL-R |
| 39.46 45.56 | | | |
| 10 Komarova, Anastasia | 8 | SAGE-IL | 1:25.36 IL-R |
| 39.48 45.88 | | | |
| 11 Nagaj, Olivia | 10 | SAGE-IL | 1:25.48 IL-R |
| 39.52 45.96 | | | |
| 12 Dejworek, Daisy | 10 | SAGE-IL | 1:26.13 5 |
| 41.82 44.31 | | | |
| 13 Ries, Lily | 9 | SPS-WI | 1:26.91 4 |
| 38.14 48.77 | | | |
| 14 Paradis, Lucy | 8 | GCY-WI | 1:27.02 3 |
| 39.71 47.31 | | | |
| 15 Palmer, Mia | 10 | GYD-WI | 1:27.11 2 |
| 41.22 45.89 | | | |
| 16 Relacion, Isabella | 10 | SAGE-IL | 1:27.96 1 |
| 38.98 48.98 | | | |
| 17 Butrymowicz, Ada | 9 | YDC-WI | 1:28.59 |
| 41.73 46.86 | | | |
| 18 Kahn, Brooklyn | 9 | SAGE-IL | 1:29.93 |
| 41.84 48.09 | | | |
| 19 Ringhand, Kailyn | 9 | GCY-WI | 1:30.65 |
| 44.50 46.15 | | | |
| 20 Wetzell, Eva | 9 | SAGE-IL | 1:31.38 |
| 42.13 49.25 | | | |
| 21 Brereton, Eloise | 9 | SAGE-IL | 1:31.43 |
| 39.91 51.52 | | | |
| 22 Diers, Hailey | 8 | SPS-WI | 1:32.40 |
| 41.08 51.32 | | | |



STAT/WAVE 2019 Winter Classic, Sanction #: WI2019-525A

11/22-24/2019 BMHS Natatorium 25 Yards

Results

(Event 57 Girls 10 & Under 100 Yard IM)

| Name | Age | Team | Finals Time |
|------------------------|---------|---------|-------------|
| 23 Arnett, Lauryn | 10 | GCY-WI | 1:34.05 |
| 44.46 | 49.59 | | |
| 24 Tantivivat, Kaylin | 9 | YDC-WI | 1:35.82 |
| 44.35 | 51.47 | | |
| 25 Sloan, Audrey | 10 | YDC-WI | 1:37.05 |
| 47.56 | 49.49 | | |
| 26 Beers, Lilly | 9 | WAUN-WI | 1:37.33 |
| 44.70 | 52.63 | | |
| 27 Glosson, Maggie | 9 | SAGE-IL | 1:38.32 |
| 44.63 | 53.69 | | |
| 28 Casey, Makenzie | 10 | WAUN-WI | 1:43.01 |
| 50.56 | 52.45 | | |
| 29 Parman, Ellie | 9 | GCY-WI | 1:43.26 |
| 48.77 | 54.49 | | |
| 30 Breitbach, Morgan | 9 | MM-WI | 1:43.62 |
| 49.94 | 53.68 | | |
| 31 Tennent, Stella | 10 | WAUN-WI | 1:44.31 |
| 45.46 | 58.85 | | |
| 32 Kessler, Natalie | 9 | WAUN-WI | 1:44.72 |
| 52.15 | 52.57 | | |
| 33 Grundahl, Brooklynn | 7 | SPS-WI | 1:45.55 |
| 47.02 | 58.53 | | |
| 34 Williams, Annabel | 8 | WAUN-WI | 1:47.22 |
| 35 Fredrickson, Leona | 9 | WAUN-WI | 1:47.44 |
| 36 Ries, Hattie | 9 | SPS-WI | 1:48.22 |
| 48.85 | 59.37 | | |
| 37 Kinan, Kaia | 9 | WAUN-WI | 1:49.36 |
| 49.40 | 59.96 | | |
| 38 Erlandson, Kaden | 10 | WAUN-WI | 1:50.82 |
| 52.56 | 58.26 | | |
| 39 Heynen, Ariana | 8 | BTDE-WI | 1:52.20 |
| 53.54 | 58.66 | | |
| 40 Lorandos, Addison | 9 | WAUN-WI | 1:54.00 |
| 58.40 | 55.60 | | |
| 41 Mitchell, Hadley | 9 | WAUN-WI | 1:55.86 |
| 55.47 | 1:00.39 | | |
| 42 Henninger, Maddy | 10 | WAUN-WI | 1:57.26 |
| 55.26 | 1:02.00 | | |
| 43 Bartlett, Sabrina | 9 | WAUN-WI | 1:58.54 |
| 57.68 | 1:00.86 | | |
| 44 Jordan, Mabel | 9 | GCY-WI | 1:58.90 |
| 45 Ellefson, Hayden | 10 | WAUN-WI | 1:59.29 |
| 55.35 | 1:03.94 | | |
| 46 Holschbach, Macy | 9 | WAUN-WI | 1:59.63 |
| 53.18 | 1:06.45 | | |
| --- Wagner, Kira | 10 | YDC-WI | DQ |
| 44.58 | 49.88 | | |
| --- Houston, Isabella | 10 | GCY-WI | DQ |
| 59.50 | 1:00.59 | | |

| | | | |
|---------------------|-------|---------|----|
| --- Shada, Hayley | 10 | TOSA-WI | DQ |
| 40.35 | 44.10 | | |
| --- Loring, Liv | 10 | WAUN-WI | DQ |
| --- Verhelst, Maya | 10 | YDC-WI | NS |
| --- Dastagir, Raina | 10 | PAC-IL | NS |

Event 58 Boys 10 & Under 100 Yard IM

Meet: 1:11.64 M 11/18/2018 Oliver Rupniewski
 1:17.79 IL-C IL 2020 SC Champ
 1:23.49 WI-S tate
 1:26.59 IL-R 2020 SC IL Regional

| Name | Age | Team | Finals Time |
|------------------------|---------|---------|---------------|
| 1 Venslauskas, Ignas | 10 | SAGE-IL | 1:09.19M IL-C |
| 32.27 | 36.92 | | |
| 2 Ma, Peter | 10 | PAC-IL | 1:14.65 IL-C |
| 36.29 | 38.36 | | |
| 3 Czosnyka, David | 8 | PAC-IL | 1:22.20 WI-S |
| 39.24 | 42.96 | | |
| 4 Josephs, Nathan | 9 | GCY-WI | 1:23.31 WI-S |
| 37.83 | 45.48 | | |
| 5 Lopez, Asher | 9 | SPS-WI | 1:25.36 IL-R |
| 38.92 | 46.44 | | |
| 6 Hessling, Holden | 10 | SPS-WI | 1:28.04 13 |
| 39.37 | 48.67 | | |
| 7 McAndrew, Connor | 10 | SAGE-IL | 1:36.27 12 |
| 45.21 | 51.06 | | |
| 8 Chikowero, Joseph | 7 | YDC-WI | 1:36.32 11 |
| 46.42 | 49.90 | | |
| 9 Pokrass, Brady | 9 | WAUN-WI | 1:37.24 9 |
| 48.24 | 49.00 | | |
| 10 Vander Werff, Ryker | 10 | SPS-WI | 1:37.36 7 |
| 41.27 | 56.09 | | |
| 11 Brereton, Oliver | 7 | SAGE-IL | 1:37.96 6 |
| 43.29 | 54.67 | | |
| 12 Miller, Brady | 10 | SCST-WI | 1:41.95 5 |
| 45.30 | 56.65 | | |
| 13 Lamont, Sutherland | 9 | WAUN-WI | 1:43.29 4 |
| 48.90 | 54.39 | | |
| 14 Boldt, Henry | 10 | WAUN-WI | 1:44.64 3 |
| 50.30 | 54.34 | | |
| 15 Sharkey, Michael | 8 | YDC-WI | 1:45.77 2 |
| 50.73 | 55.04 | | |
| 16 Anderson, Luke | 9 | YDC-WI | 1:48.25 1 |
| 53.04 | 55.21 | | |
| 17 Giese, Charlie | 9 | YDC-WI | 1:48.36 |
| 51.55 | 56.81 | | |
| 18 Roberts, Hewitt | 7 | SCST-WI | 1:52.47 |
| 54.14 | 58.33 | | |
| 19 Rosenkvist, Aksel | 10 | WAUN-WI | 2:01.40 |
| 57.03 | 1:04.37 | | |



STAT/WAVE 2019 Winter Classic, Sanction #: WI2019-525A

11/22-24/2019 BMHS Natatorium 25 Yards

Results

(Event 58 Boys 10 & Under 100 Yard IM)

| Name | AgeTeam | Finals Time |
|----------------------------|------------|-------------|
| 20 Jameson, Deaglan | 9 BASS-WI | 2:02.10 |
| 54.93 1:07.17 | | |
| --- Swietek, Oliver | 10 SAGE-IL | DQ |
| 45.02 1:04.51 | | |
| --- Relacion, Aaron | 7 SAGE-IL | DQ |
| 55.40 1:02.94 | | |
| --- Patten, Jayson | 9 WAUN-WI | DQ |
| 46.47 59.06 | | |
| --- Butrymowicz, Alexander | 6 YDC-WI | DQ |
| 1:13.49 1:22.23 | | |
| --- Creech, Camren | 9 SAGE-IL | DQ |
| 1:20.59 1:01.03 | | |
| --- Amburn, Nathan | 10 YDC-WI | NS |

Event 59 Girls 11-12 100 Yard IM

Meet: 1:04.09 M 11/18/2018 Abby Snook

1:07.39 IL-C IL 2020 SC Champ

1:10.99 WI-S tate

1:14.89 IL-R 2020 SC IL Regional

| Name | AgeTeam | Finals Time |
|------------------------|------------|--------------|
| A - Final | | |
| 1 Schmid, Gabby | 12 SPS-WI | 1:04.86 IL-C |
| 29.51 35.35 | | |
| 2 Sina, Olivia | 11 UN\$-WI | 1:06.48 IL-C |
| 30.31 36.17 | | |
| 3 Fernandez, Andrea | 12 SAGE-IL | 1:08.37 WI-S |
| 31.32 37.05 | | |
| 4 Thornton, Megan | 11 PAC-IL | 1:09.41 WI-S |
| 5 Martuszewski, Amanda | 11 PAC-IL | 1:10.19 WI-S |
| 31.98 38.21 | | |
| 6 Czosnyka, Alicia | 11 PAC-IL | 1:11.09 IL-R |
| 32.68 38.41 | | |
| B - Final | | |
| 7 Brereton, Penelope | 11 SAGE-IL | 1:09.73 WI-S |
| 32.39 37.34 | | |
| 8 Cobb, Lydia | 11 PAC-IL | 1:12.43 IL-R |
| 33.10 39.33 | | |
| 9 Nickel, Nicole | 12 WAUN-WI | 1:12.44 IL-R |
| 34.60 37.84 | | |
| 10 Chapman, Megan | 11 GCY-WI | 1:13.06 IL-R |
| 35.98 37.08 | | |
| 11 Diers, Sophie | 11 SPS-WI | 1:13.43 IL-R |
| 32.21 41.22 | | |
| 12 Franks, Alyssa | 12 WAUN-WI | 1:13.54 IL-R |
| 35.06 38.48 | | |

Event 59 Girls 11-12 100 Yard IM

Meet: 1:04.09 M 11/18/2018 Abby Snook

1:07.39 IL-C IL 2020 SC Champ

1:10.99 WI-S tate

1:14.89 IL-R 2020 SC IL Regional

| Name | AgeTeam | Prelim Time |
|------------------------|------------|---------------|
| Preliminaries | | |
| 1 Schmid, Gabby | 12 SPS-WI | 1:07.21 qIL-C |
| 31.34 35.87 | | |
| 2 Thornton, Megan | 11 PAC-IL | 1:07.31 qIL-C |
| 31.36 35.95 | | |
| 3 Fernandez, Andrea | 12 SAGE-IL | 1:08.29 qWI-S |
| 31.54 36.75 | | |
| 4 Sina, Olivia | 11 UN\$-WI | 1:08.39 qWI-S |
| 30.97 37.42 | | |
| 5 Martuszewski, Amanda | 11 PAC-IL | 1:08.73 qWI-S |
| 32.26 36.47 | | |
| 6 Czosnyka, Alicia | 11 PAC-IL | 1:10.94 qWI-S |
| 32.97 37.97 | | |
| 7 Brereton, Penelope | 11 SAGE-IL | 1:11.15 qIL-R |
| 32.54 38.61 | | |
| 8 Nickel, Nicole | 12 WAUN-WI | 1:11.53 qIL-R |
| 33.77 37.76 | | |
| 9 Franks, Alyssa | 12 WAUN-WI | 1:12.29 qIL-R |
| 34.26 38.03 | | |
| 10 Cobb, Lydia | 11 PAC-IL | 1:12.46 qIL-R |
| 32.99 39.47 | | |
| 11 Diers, Sophie | 11 SPS-WI | 1:13.15 qIL-R |
| 32.99 40.16 | | |
| 12 Chapman, Megan | 11 GCY-WI | 1:14.41 qIL-R |
| 36.21 38.20 | | |
| 13 Dimitrova, Nicole | 12 PAC-IL | 1:14.93 |
| 33.72 41.21 | | |
| 14 Sandor, Nelli | 11 PAC-IL | 1:15.18 |
| 36.73 38.45 | | |
| 15 Phua, Andrea | 11 PAC-IL | 1:15.46 |
| 34.48 40.98 | | |
| 16 Stodola, Leah | 11 PAC-IL | 1:16.64 |
| 34.44 42.20 | | |
| 17 Lynch, Delaney | 12 GCY-WI | 1:16.71 |
| 36.80 39.91 | | |
| 18 Gomez, Lilly | 12 SPS-WI | 1:17.15 |
| 33.99 43.16 | | |
| 19 Machorro, Deana | 11 SPS-WI | 1:17.24 |
| 35.41 41.83 | | |
| 20 Danielson, Jada | 12 SPS-WI | 1:17.92 |
| 35.57 42.35 | | |
| 21 Fladhammer, Marly | 12 MM-WI | 1:18.44 |
| 37.14 41.30 | | |



STAT/WAVE 2019 Winter Classic, Sanction #: WI2019-525A
11/22-24/2019 BMHS Natatorium 25 Yards

Results

Preliminaries ... (Event 59 Girls 11-12 100 Yard IM)

| Name | Age | Team | Prelim Time |
|-----------------------------|-----|---------|-------------|
| 22 Tomaszewski, Kaitlyn | 11 | SAGE-IL | 1:18.60 |
| 37.84 40.76 | | | |
| 23 Piper, Maggie | 11 | GCY-WI | 1:19.89 |
| 36.99 42.90 | | | |
| 24 Hillyer, Sarah | 11 | SAGE-IL | 1:20.20 |
| 36.93 43.27 | | | |
| 25 Reed, Emma | 12 | GYD-WI | 1:20.35 |
| 37.53 42.82 | | | |
| 26 Murray, Norah | 12 | SCST-WI | 1:21.51 |
| 39.91 41.60 | | | |
| 27 Koziel, Abbie | 12 | SPS-WI | 1:22.98 |
| 38.24 44.74 | | | |
| 28 Wiechert, Olivia | 11 | GYD-WI | 1:23.19 |
| 38.32 44.87 | | | |
| 29 Newman, Cate | 12 | YDC-WI | 1:23.99 |
| 38.94 45.05 | | | |
| 30 Strebe, Makenna | 12 | GYD-WI | 1:24.34 |
| 40.82 43.52 | | | |
| 31 Sullivan, Rory | 11 | SPS-WI | 1:24.39 |
| 37.61 46.78 | | | |
| 32 Cortright, Fallon | 11 | TOSA-WI | 1:24.67 |
| 39.87 44.80 | | | |
| 33 Pence, Madalyn | 12 | WAUN-WI | 1:24.68 |
| 38.82 45.86 | | | |
| 34 Schram, Madeline | 12 | YDC-WI | 1:24.82 |
| 38.67 46.15 | | | |
| 35 Lenzendorf, Ellie | 11 | WAUN-WI | 1:25.87 |
| 38.71 47.16 | | | |
| 36 Anderson, Alice | 11 | YDC-WI | 1:26.57 |
| 42.29 44.28 | | | |
| 37 Viste, Avery | 11 | TOSA-WI | 1:26.68 |
| 39.31 47.37 | | | |
| 38 Borchardt-Wilson, Taylor | 12 | SPS-WI | 1:26.78 |
| 39.29 47.49 | | | |
| 39 Stampf, Braenna | 11 | SPS-WI | 1:27.75 |
| 40.34 47.41 | | | |
| 40 Schumacher, Lydia | 11 | SCST-WI | 1:27.97 |
| 42.91 45.06 | | | |
| 41 Montecchi, Reina | 11 | YDC-WI | 1:28.42 |
| 42.20 46.22 | | | |
| 42 Salt, Sonja | 11 | WAUN-WI | 1:28.79 |
| 41.15 47.64 | | | |
| 43 Baumunk, Olivia | 11 | SCST-WI | 1:30.28 |
| 43.01 47.27 | | | |
| 44 Schwartz, Katie | 12 | SCST-WI | 1:30.46 |
| 41.05 49.41 | | | |
| 45 Forberg, Kaelen | 12 | BTDE-WI | 1:30.96 |
| 39.00 51.96 | | | |

| | | | |
|----------------------------|----|---------|---------|
| 46 Jackson, Kendra | 12 | SPS-WI | 1:31.16 |
| 41.16 50.00 | | | |
| 47 Creech, Samantha | 12 | SAGE-IL | 1:32.40 |
| 43.17 49.23 | | | |
| 48 Putnam, Eliana | 11 | TOSA-WI | 1:32.80 |
| 43.63 49.17 | | | |
| 49 Riddle, Layla | 11 | WAUN-WI | 1:33.48 |
| 45.68 47.80 | | | |
| 50 Burns, Sarah | 11 | UN-WI | 1:33.69 |
| 43.84 49.85 | | | |
| 51 Jameson, Kaitlynn | 11 | BASS-WI | 1:34.26 |
| 45.09 49.17 | | | |
| 52 Donday-Selenske, Lauren | 12 | MM-WI | 1:34.90 |
| 44.40 50.50 | | | |
| 53 Mayer, Zoe | 11 | WAUN-WI | 1:35.81 |
| 43.27 52.54 | | | |
| 54 Braa, Julia | 12 | GYD-WI | 1:36.67 |
| 45.21 51.46 | | | |
| --- Gamse, Blake | 11 | PAC-IL | NS |
| --- Schober, Johanna | 12 | PAC-IL | NS |
| --- Gualdron, Andrea | 11 | PAC-IL | NS |
| --- Grossenbach, Aria | 11 | PAC-IL | NS |
| --- Wojdyla, Emma | 12 | PAC-IL | NS |

Event 60 Boys 11-12 100 Yard IM

Meet: 1:03.55 M 11/18/2018 Julian Cortright

1:07.19 IL-C IL 2020 SC Champ

1:12.99 WI-S tate

1:15.89 IL-R 2020 SC IL Regional

| Name | Age | Team | Finals Time |
|-------------------------|-----|---------|---------------|
| A - Final | | | |
| 1 Cortright, Julian | 12 | TOSA-WI | 59.09M IL-C |
| 27.00 32.09 | | | |
| 2 Kreimer, Dylan | 12 | PAC-IL | 1:02.65M IL-C |
| 29.04 33.61 | | | |
| 3 Punzel, Jameson | 12 | SCST-WI | 1:04.89 IL-C |
| 30.04 34.85 | | | |
| 4 Venslauskas, Kasparas | 12 | SAGE-IL | 1:05.09 IL-C |
| 31.04 34.05 | | | |
| 5 Chou, Kyler | 12 | PAC-IL | 1:05.67 IL-C |
| 29.65 36.02 | | | |
| 6 Rupniewski, Oliver | 11 | SAGE-IL | 1:08.37 WI-S |
| 31.89 36.48 | | | |
| B - Final | | | |
| 7 Bryzelak, Ben | 12 | PAC-IL | 1:09.20 WI-S |
| 31.38 37.82 | | | |
| 8 Wang, Joshua | 11 | PAC-IL | 1:09.55 WI-S |
| 32.97 36.58 | | | |
| 9 Clark, Colton | 11 | GYD-WI | 1:11.78 WI-S |
| 33.54 38.24 | | | |



STAT/WAVE 2019 Winter Classic, Sanction #: WI2019-525A

11/22-24/2019 BMHS Natatorium 25 Yards

Results

B - Final ... (Event 60 Boys 11-12 100 Yard IM)

| Name | Age | Team | Finals Time | |
|--------------------|-------|---------|-------------|------|
| 10 Busse, Connor | 12 | WAUN-WI | 1:12.27 | WI-S |
| | 33.01 | 39.26 | | |
| 11 Oлару, David | 11 | PAC-IL | 1:12.55 | WI-S |
| | 34.36 | 38.19 | | |
| 12 Rahimzadeh, Sam | 11 | PAC-IL | 1:16.18 | 5 |
| | 35.32 | 40.86 | | |

Event 60 Boys 11-12 100 Yard IM

Meet: 1:03.55 M 11/18/2018 Julian Cortright

1:07.19 IL-C IL 2020 SC Champ

1:12.99 WI-S tate

1:15.89 IL-R 2020 SC IL Regional

| Name | Age | Team | Prelim Time | |
|-------------------------|-------|---------|-------------|-------|
| Preliminaries | | | | |
| 1 Cortright, Julian | 12 | TOSA-WI | 1:00.56M | qIL-C |
| | 27.71 | 32.85 | | |
| 2 Kreimer, Dylan | 12 | PAC-IL | 1:03.38M | qIL-C |
| | 28.75 | 34.63 | | |
| 3 Punzel, Jameson | 12 | SCST-WI | 1:05.27 | qIL-C |
| | 29.97 | 35.30 | | |
| 4 Chou, Kyler | 12 | PAC-IL | 1:05.55 | qIL-C |
| | 29.31 | 36.24 | | |
| 5 Venslauskas, Kasparas | 12 | SAGE-IL | 1:06.05 | qIL-C |
| | 31.51 | 34.54 | | |
| 6 Rupniewski, Oliver | 11 | SAGE-IL | 1:06.76 | qIL-C |
| | 31.36 | 35.40 | | |
| 7 Bryzelak, Ben | 12 | PAC-IL | 1:09.09 | qWI-S |
| | 31.12 | 37.97 | | |
| 8 Wang, Joshua | 11 | PAC-IL | 1:09.38 | qWI-S |
| | 32.77 | 36.61 | | |
| 9 Clark, Colton | 11 | GYD-WI | 1:11.55 | qWI-S |
| | 33.47 | 38.08 | | |
| 10 Busse, Connor | 12 | WAUN-WI | 1:11.65 | qWI-S |
| | 33.05 | 38.60 | | |
| 11 Rahimzadeh, Sam | 11 | PAC-IL | 1:12.17 | qWI-S |
| | 31.68 | 40.49 | | |
| 12 Oлару, David | 11 | PAC-IL | 1:13.31 | qIL-R |
| | 33.49 | 39.82 | | |
| 13 Giese, Sam | 12 | YDC-WI | 1:13.97 | IL-R |
| | 34.63 | 39.34 | | |
| 14 Connolly, Charlie | 12 | PAC-IL | 1:14.22 | IL-R |
| | 35.84 | 38.38 | | |
| 15 Greenlee, Aidan | 12 | BTDE-WI | 1:15.12 | IL-R |
| | 33.17 | 41.95 | | |
| 16 Spredemann, Cameron | 12 | SPS-WI | 1:15.37 | IL-R |
| | 35.72 | 39.65 | | |
| 17 Henninger, Paul | 12 | WAUN-WI | 1:16.16 | |
| | 36.42 | 39.74 | | |

| | | | |
|----------------------|-------|---------|---------|
| 18 Houston, Padraic | 12 | GCY-WI | 1:17.15 |
| | 33.96 | 43.19 | |
| 19 Haselow, Grant | 12 | WAUN-WI | 1:17.67 |
| | 35.40 | 42.27 | |
| 20 Arvind, Adesh | 11 | PAC-IL | 1:17.99 |
| | 36.27 | 41.72 | |
| 21 Rimrodt, Chase | 12 | SPS-WI | 1:18.73 |
| | 36.72 | 42.01 | |
| 22 Acker, Owen | 12 | SPS-WI | 1:20.76 |
| | 37.56 | 43.20 | |
| 23 Ries, Jack | 12 | SPS-WI | 1:21.03 |
| | 37.76 | 43.27 | |
| 24 Cardone, Anthony | 11 | PAC-IL | 1:21.41 |
| | 39.84 | 41.57 | |
| 25 Van Berkum, Jack | 11 | SCST-WI | 1:21.99 |
| | 38.06 | 43.93 | |
| 26 LaBeau, Gavin | 12 | SPS-WI | 1:22.18 |
| | 37.37 | 44.81 | |
| 27 Shields, Bo | 11 | STAT-WI | 1:22.34 |
| | 38.88 | 43.46 | |
| 28 Beck, Bryson | 11 | BTDE-WI | 1:26.35 |
| | 40.32 | 46.03 | |
| 29 Allen, Duke | 12 | STAT-WI | 1:27.11 |
| | 41.27 | 45.84 | |
| 30 Barajas, Gabriel | 12 | SCST-WI | 1:27.12 |
| | 39.84 | 47.28 | |
| 31 Skipper, Emil | 12 | YDC-WI | 1:27.75 |
| 32 Chamberlain, Will | 12 | SAGE-IL | 1:28.00 |
| | 41.17 | 46.83 | |
| 33 Drozd, Taras | 11 | SPS-WI | 1:28.18 |
| | 42.17 | 46.01 | |
| 34 Nickel, Grant | 11 | TOSA-WI | 1:32.99 |
| | 44.51 | 48.48 | |
| 35 Bartels, Grant | 11 | MM-WI | 1:36.63 |
| | 43.87 | 52.76 | |
| 36 Singleton, Caden | 12 | GYD-WI | 1:38.68 |
| | 47.97 | 50.71 | |
| 37 Thomas, Alex | 12 | SAGE-IL | 1:41.84 |
| | 48.23 | 53.61 | |
| 38 Yonamine, Lincoln | 11 | SAGE-IL | 1:43.25 |
| | 47.73 | 55.52 | |
| 39 Sharkey, Aidan | 11 | YDC-WI | 1:44.49 |
| | 52.31 | 52.18 | |
| 40 Ranney, Andrew | 11 | WAUN-WI | 1:46.68 |
| --- Reed, Sam | 11 | GYD-WI | DQ |
| | 47.34 | 48.84 | |
| --- Richardson, Max | 11 | WAUN-WI | DQ |
| | 39.40 | 47.67 | |
| --- Hennick, Espen | 12 | STAR-WI | NS |
| --- Woletz, Keaton | 11 | MM-WI | NS |
| --- Maleck, Nolan | 12 | BASS-WI | NS |



STAT/WAVE 2019 Winter Classic, Sanction #: WI2019-525A

11/22-24/2019 BMHS Natatorium 25 Yards

Results

Preliminaries ... (Event 60 Boys 11-12 100 Yard IM)

| Name | AgeTeam | Prelim Time |
|--------------------|----------|-------------|
| --- Holmes, Jayden | 11 MM-WI | NS |

Event 61 Girls 10 & Under 100 Yard Freestyle

Meet: 1:01.38 M 12/15/2013 Grace L Sala

1:07.19 IL-C IL 2020 SC Champ

1:11.49 WI-S tate

1:14.89 IL-R 2020 SC IL Regional

| Name | AgeTeam | Finals Time |
|--------------------------|------------|--------------|
| 1 Elzey, Aika | 10 PAC-IL | 1:03.81 IL-C |
| 30.32 33.49 | | |
| 2 Paradis, Harper | 10 GCY-WI | 1:06.11 IL-C |
| 32.04 34.07 | | |
| 3 Elliott, Raya | 10 SCST-WI | 1:06.34 IL-C |
| 32.15 34.19 | | |
| 4 Stovall, Eve | 10 STAT-WI | 1:08.18 WI-S |
| 33.37 34.81 | | |
| 5 Miecznikowski, Vanessa | 10 PAC-IL | 1:08.69 WI-S |
| 32.86 35.83 | | |
| 6 Yang, Sarah | 10 UN&-IL | 1:09.73 WI-S |
| 33.13 36.60 | | |
| 7 Parman, Kate | 10 GCY-WI | 1:12.16 IL-R |
| 34.45 37.71 | | |
| 8 Zimmerman, Natalie | 10 SAGE-IL | 1:12.61 IL-R |
| 34.33 38.28 | | |
| 9 Lake, Clara | 10 WAUN-WI | 1:12.90 IL-R |
| 33.26 39.64 | | |
| 10 Fleming, Aalayjah | 10 BTDE-WI | 1:12.99 IL-R |
| 35.24 37.75 | | |
| 11 DeBoer, Erica | 10 SPS-WI | 1:13.62 IL-R |
| 34.90 38.72 | | |
| 12 Busma, Adora | 10 PAC-IL | 1:13.70 IL-R |
| 34.72 38.98 | | |
| 13 Grundahl, Sydney | 9 SPS-WI | 1:14.67 IL-R |
| 34.87 39.80 | | |
| 14 Seneviratne, Dhanani | 10 PAC-IL | 1:14.88 IL-R |
| 36.26 38.62 | | |
| 15 Dejworek, Daisy | 10 SAGE-IL | 1:14.95 2 |
| 34.96 39.99 | | |
| 16 Jelinek, Abbie | 10 SCST-WI | 1:17.26 1 |
| 37.98 39.28 | | |
| 17 Brereton, Eloise | 9 SAGE-IL | 1:17.34 |
| 36.92 40.42 | | |
| 18 Sina, Emma | 8 GCY-WI | 1:17.39 |
| 36.30 41.09 | | |
| 19 Tran, Jade | 10 GCY-WI | 1:17.91 |
| 36.33 41.58 | | |
| 20 Nicodemus, Elaina | 10 SPS-WI | 1:18.43 |
| 37.05 41.38 | | |

| | | |
|------------------------|------------|---------|
| 21 Eggebraten, Cecilia | 10 SAGE-IL | 1:18.44 |
| 36.13 42.31 | | |
| 22 Loess, Michaela | 9 SPS-WI | 1:18.56 |
| 37.51 41.05 | | |
| 23 Wagner, Kira | 10 YDC-WI | 1:19.28 |
| 38.10 41.18 | | |
| 24 Komarova, Anastasia | 8 SAGE-IL | 1:19.93 |
| 37.88 42.05 | | |
| 25 Butrymowicz, Ada | 9 YDC-WI | 1:20.06 |
| 38.26 41.80 | | |
| 26 Relacion, Isabella | 10 SAGE-IL | 1:21.09 |
| 37.27 43.82 | | |
| 27 Kahn, Brooklyn | 9 SAGE-IL | 1:21.27 |
| 37.93 43.34 | | |
| 28 Michaels, Olivia | 10 WAUN-WI | 1:22.40 |
| 38.62 43.78 | | |
| 29 Palmer, Mia | 10 GYD-WI | 1:22.41 |
| 38.89 43.52 | | |
| 30 Ringhand, Kailyn | 9 GCY-WI | 1:22.97 |
| 39.15 43.82 | | |
| 31 Sloan, Audrey | 10 YDC-WI | 1:22.98 |
| 39.14 43.84 | | |
| 32 Ries, Lily | 9 SPS-WI | 1:23.52 |
| 38.77 44.75 | | |
| 33 Stodola, Elise | 9 PAC-IL | 1:24.05 |
| 39.75 44.30 | | |
| 34 Martuszewski, Emy | 9 PAC-IL | 1:25.22 |
| 39.45 45.77 | | |
| 35 Tantivat, Kaylin | 9 YDC-WI | 1:25.66 |
| 41.79 43.87 | | |
| 36 Diers, Hailey | 8 SPS-WI | 1:25.69 |
| 39.38 46.31 | | |
| 37 Lovejoy, Avery | 9 STAT-WI | 1:29.57 |
| 41.93 47.64 | | |
| 38 Glosson, Maggie | 9 SAGE-IL | 1:30.18 |
| 41.96 48.22 | | |
| 39 Beers, Lilly | 9 WAUN-WI | 1:30.29 |
| 43.60 46.69 | | |
| 40 Lorandos, Addison | 9 WAUN-WI | 1:30.66 |
| 41.84 48.82 | | |
| 41 Olson, Emma | 9 STAT-WI | 1:30.70 |
| 42.58 48.12 | | |
| 42 Ries, Hattie | 9 SPS-WI | 1:30.81 |
| 42.88 47.93 | | |
| 43 Tennent, Stella | 10 WAUN-WI | 1:32.52 |
| 44.81 47.71 | | |
| 44 Williams, Annabel | 8 WAUN-WI | 1:34.72 |
| 43.98 50.74 | | |
| 45 Kessler, Natalie | 9 WAUN-WI | 1:35.28 |
| 46.48 48.80 | | |



STAT/WAVE 2019 Winter Classic, Sanction #: WI2019-525A

11/22-24/2019 BMHS Natatorium 25 Yards

Results

| (Event 61 Girls 10 & Under 100 Yard Freestyle) | | | |
|---|----------------|--------------------|--|
| Name | AgeTeam | Finals Time | |
| 46 Breitbach, Morgan | 9 MM-WI | 1:35.90 | |
| 45.77 50.13 | | | |
| 47 Fredrickson, Leona | 9 WAUN-WI | 1:36.57 | |
| 46.89 49.68 | | | |
| 48 Skaifenhess, Lola | 10 YDC-WI | 1:38.20 | |
| 45.02 53.18 | | | |
| 49 Henninger, Maddy | 10 WAUN-WI | 1:38.24 | |
| 47.32 50.92 | | | |
| 50 Erlandson, Kaden | 10 WAUN-WI | 1:39.10 | |
| 51 Grundahl, Brooklynn | 7 SPS-WI | 1:40.38 | |
| 47.28 53.10 | | | |
| 52 Casey, Makenzie | 10 WAUN-WI | 1:41.76 | |
| 50.02 51.74 | | | |
| 53 Ziemba, Zoe | 9 BTDE-WI | 1:41.81 | |
| 46.35 55.46 | | | |
| 54 Houston, Isabella | 10 GCY-WI | 1:41.98 | |
| 47.97 54.01 | | | |
| 55 Salt, Evelise | 8 WAUN-WI | 1:43.00 | |
| 47.95 55.05 | | | |
| 56 Shunk, Kennedy | 8 GCY-WI | 1:43.29 | |
| 46.96 56.33 | | | |
| 57 Kinas, Kaia | 9 WAUN-WI | 1:44.07 | |
| 49.07 55.00 | | | |
| 58 Jordan, Mabel | 9 GCY-WI | 1:44.17 | |
| 51.08 53.09 | | | |
| 59 Johnson, Jordyn | 7 YDC-WI | 1:47.10 | |
| 49.89 57.21 | | | |
| 60 Mitchell, Hadley | 9 WAUN-WI | 1:47.36 | |
| 51.69 55.67 | | | |
| 61 Bartlett, Sabrina | 9 WAUN-WI | 1:47.65 | |
| 50.22 57.43 | | | |
| 62 Ellefson, Hayden | 10 WAUN-WI | 1:48.08 | |
| 50.19 57.89 | | | |
| 63 Holschbach, Macy | 9 WAUN-WI | 1:48.12 | |
| 49.26 58.86 | | | |
| 64 Eggen, Kaia | 10 SCST-WI | 1:48.59 | |
| 49.24 59.35 | | | |
| 65 Jordan, Peyton | 9 GCY-WI | 1:50.22 | |
| 49.85 1:00.37 | | | |
| 66 Loring, Liv | 10 WAUN-WI | 1:50.73 | |
| 54.09 56.64 | | | |
| 67 Patten, Anna | 6 WAUN-WI | 1:51.50 | |
| 51.15 1:00.35 | | | |
| 68 Driscoll, Alivia | 8 SCST-WI | 1:55.07 | |
| 69 Sharpe, Anna | 9 WAUN-WI | 1:55.37 | |
| 70 Schmidt, Ava | 9 GCY-WI | 2:02.36 | |
| 52.98 1:09.38 | | | |
| 71 LaVeen, Chelsea | 10 SCST-WI | 2:08.20 | |
| 53.54 1:14.66 | | | |

| | | | |
|-------|-----------------|-----------|----|
| --- | Foree, Claire | 9 WAUN-WI | DQ |
| 54.33 | 1:07.12 | | |
| --- | Geier, Lauren | 10 GCY-WI | NS |
| --- | Welwood, Vivian | 8 WAUN-WI | NS |

Event 62 Boys 10 & Under 100 Yard Freestyle

Meet: 1:03.89 M 11/18/2018 Ignas Venslauskas

1:06.59 IL-C IL 2020 SC Champ

1:12.99 WI-S tate

1:14.29 IL-R 2020 SC IL Regional

| Name | AgeTeam | Finals Time | |
|------------------------|----------------|--------------------|--|
| 1 Venslauskas, Ignas | 10 SAGE-IL | 1:00.05M IL-C | |
| 28.84 31.21 | | | |
| 2 Ma, Peter | 10 PAC-IL | 1:06.54 IL-C | |
| 31.66 34.88 | | | |
| 3 Czosnyka, David | 8 PAC-IL | 1:13.69 IL-R | |
| 35.33 38.36 | | | |
| 4 Pugachev, Daniel | 8 PAC-IL | 1:14.35 15 | |
| 35.62 38.73 | | | |
| 5 Josephs, Nathan | 9 GCY-WI | 1:18.33 14 | |
| 36.41 41.92 | | | |
| 6 Schulze, Leo | 10 YDC-WI | 1:18.66 13 | |
| 36.63 42.03 | | | |
| 7 Hessling, Holden | 10 SPS-WI | 1:21.34 12 | |
| 36.70 44.64 | | | |
| 8 Chikowero, Joseph | 7 YDC-WI | 1:22.53 11 | |
| 38.22 44.31 | | | |
| 9 Bryer, Hunter | 10 STAT-WI | 1:22.80 9 | |
| 38.32 44.48 | | | |
| 10 McAndrew, Connor | 10 SAGE-IL | 1:23.23 7 | |
| 39.47 43.76 | | | |
| 11 Vander Werff, Ryker | 10 SPS-WI | 1:24.88 6 | |
| 12 Kranig, Logan | 9 SAGE-IL | 1:27.60 5 | |
| 40.98 46.62 | | | |
| 13 Pokrass, Brady | 9 WAUN-WI | 1:30.54 4 | |
| 42.67 47.87 | | | |
| 14 Miller, Brady | 10 SCST-WI | 1:31.96 3 | |
| 42.49 49.47 | | | |
| 15 Patten, Jayson | 9 WAUN-WI | 1:33.41 2 | |
| 42.94 50.47 | | | |
| 16 Lamont, Sutherland | 9 WAUN-WI | 1:33.70 1 | |
| 46.32 47.38 | | | |
| 17 Shields, Ryan | 9 STAT-WI | 1:34.09 | |
| 43.32 50.77 | | | |
| 18 Anderson, Luke | 9 YDC-WI | 1:35.50 | |
| 44.30 51.20 | | | |
| 19 Boldt, Henry | 10 WAUN-WI | 1:36.91 | |
| 4.87 1:32.04 | | | |
| 20 Swietek, Oliver | 10 SAGE-IL | 1:37.04 | |
| 45.24 51.80 | | | |



STAT/WAVE 2019 Winter Classic, Sanction #: WI2019-525A

11/22-24/2019 BMHS Natatorium 25 Yards

Results

(Event 62 Boys 10 & Under 100 Yard Freestyle)


| Name | Age | Team | Finals Time |
|----------------------|---------|---------|-------------|
| 21 Fitz, Lias | 9 | YDC-WI | 1:44.36 |
| 49.34 | 55.02 | | |
| 22 Mead, Linden | 10 | YDC-WI | 1:45.19 |
| 2:16.01 | | | |
| 23 Rosenkvist, Aksel | 10 | WAUN-WI | 1:45.46 |
| 48.78 | 56.68 | | |
| 24 Winters, Kobe | 10 | SCST-WI | 1:45.97 |
| 4.70 | 1:41.27 | | |
| 25 Werner, Dominic | 10 | YDC-WI | 1:49.54 |
| 2:16.23 | | | |
| 26 Mead, Emmett | 8 | YDC-WI | 1:56.00 |
| 53.09 | 1:02.91 | | |
| --- Ranney, Matthew | 8 | WAUN-WI | DQ |
| --- Cobb, Brayden | 9 | PAC-IL | NS |
| --- Oksan, Batu | 9 | PAC-IL | NS |
| --- Thomas, Donovan | 9 | SCST-WI | NS |
| --- Lee, Isaac | 10 | PAC-IL | NS |

Event 63 Girls 11-12 100 Yard Freestyle

Meet: 55.19 M 12/15/2013 Kaitlyn A Wilhelms
 58.29 IL-C IL 2020 SC Champ
 1:02.49 WI-S tate
 1:05.09 IL-R 2020 SC IL Regional

| Name | Age | Team | Finals Time |
|----------------------|-------|---------|--------------|
| A - Final | | | |
| 1 Paradis, Mazie | 12 | GCY-WI | 57.00 IL-C |
| 27.14 | 29.86 | | |
| 2 Florin, Linnea | 11 | PAC-IL | 59.04 WI-S |
| 28.12 | 30.92 | | |
| 3 Nickel, Nicole | 12 | WAUN-WI | 1:00.56 WI-S |
| 29.43 | 31.13 | | |
| 4 Cobb, Lydia | 11 | PAC-IL | 1:00.84 WI-S |
| 29.45 | 31.39 | | |
| 5 Czosnyka, Anna | 12 | PAC-IL | 1:01.60 WI-S |
| 29.63 | 31.97 | | |
| 6 Thornton, Megan | 11 | PAC-IL | 1:02.37 WI-S |
| 29.30 | 33.07 | | |
| B - Final | | | |
| 7 Brereton, Penelope | 11 | SAGE-IL | 1:00.77 WI-S |
| 29.27 | 31.50 | | |
| 8 Diers, Sophie | 11 | SPS-WI | 1:02.81 IL-R |
| 29.43 | 33.38 | | |
| 9 Franks, Alyssa | 12 | WAUN-WI | 1:02.91 IL-R |
| 30.13 | 32.78 | | |
| 10 Dickmann, Anna | 11 | WAUN-WI | 1:04.52 IL-R |
| 31.27 | 33.25 | | |
| 11 Chapman, Megan | 11 | GCY-WI | 1:04.62 IL-R |
| 30.64 | 33.98 | | |

| 12 Fontana, Bella | 12 | SAGE-IL | 1:05.06 IL-R |
|--|-------|---------|---------------|
| 30.90 | 34.16 | | |
| Event 63 Girls 11-12 100 Yard Freestyle | | | |
| Meet: 55.19 M 12/15/2013 Kaitlyn A Wilhelms | | | |
| 58.29 IL-C IL 2020 SC Champ | | | |
| 1:02.49 WI-S tate | | | |
| 1:05.09 IL-R 2020 SC IL Regional | | | |
| Name | Age | Team | Prelim Time |
| Preliminaries | | | |
| 1 Paradis, Mazie | 12 | GCY-WI | 57.89 qIL-C |
| 27.37 | 30.52 | | |
| 2 Florin, Linnea | 11 | PAC-IL | 59.46 qWI-S |
| 28.54 | 30.92 | | |
| 3 Nickel, Nicole | 12 | WAUN-WI | 1:00.08 qWI-S |
| 29.11 | 30.97 | | |
| 4 Cobb, Lydia | 11 | PAC-IL | 1:00.65 qWI-S |
| 28.90 | 31.75 | | |
| 5 Thornton, Megan | 11 | PAC-IL | 1:00.77 qWI-S |
| 28.82 | 31.95 | | |
| 6 Czosnyka, Anna | 12 | PAC-IL | 1:01.09 qWI-S |
| 29.12 | 31.97 | | |
| 7 Brereton, Penelope | 11 | SAGE-IL | 1:01.69 qWI-S |
| 29.76 | 31.93 | | |
| 8 Franks, Alyssa | 12 | WAUN-WI | 1:01.90 qWI-S |
| 30.06 | 31.84 | | |
| 9 Diers, Sophie | 11 | SPS-WI | 1:03.19 qIL-R |
| 29.63 | 33.56 | | |
| 10 Dickmann, Anna | 11 | WAUN-WI | 1:03.24 qIL-R |
| 30.47 | 32.77 | | |
| 11 Chapman, Megan | 11 | GCY-WI | 1:03.30 qIL-R |
| 30.42 | 32.88 | | |
| 12 Fontana, Bella | 12 | SAGE-IL | 1:03.70 qIL-R |
| 30.72 | 32.98 | | |
| 13 Rudsinski, Emely | 12 | SAGE-IL | 1:04.43 IL-R |
| 30.00 | 34.43 | | |
| 14 Dimitrova, Nicole | 12 | PAC-IL | 1:04.74 IL-R |
| 30.82 | 33.92 | | |
| 15 Grindle, Megan | 12 | WAUN-WI | 1:04.79 IL-R |
| 31.16 | 33.63 | | |
| 16 Schneider, Layla | 12 | SPS-WI | 1:05.00 IL-R |
| 30.90 | 34.10 | | |
| 17 Kapets, Jayna | 12 | SPS-WI | 1:05.37 |
| 31.72 | 33.65 | | |
| 18 Stodola, Leah | 11 | PAC-IL | 1:06.35 |
| 30.97 | 35.38 | | |
| 19 Pinnow, Lauren | 11 | GCY-WI | 1:06.63 |
| 31.34 | 35.29 | | |
| 20 Tomaszewski, Kaitlyn | 11 | SAGE-IL | 1:07.23 |
| 32.50 | 34.73 | | |



STAT/WAVE 2019 Winter Classic, Sanction #: WI2019-525A
11/22-24/2019 BMHS Natatorium 25 Yards

Results

Preliminaries ... (Event 63 Girls 11-12 100 Yard Freestyle)

| Name | Age | Team | Prelim Time |
|------------------------|-----|---------|-------------|
| 21 Zimmerman, Audrey | 12 | SAGE-IL | 1:07.84 |
| 33.54 34.30 | | | |
| 22 Machorro, Deana | 11 | SPS-WI | 1:09.13 |
| 32.66 36.47 | | | |
| 23 Koziel, Emma | 11 | SPS-WI | 1:09.65 |
| 33.46 36.19 | | | |
| 24 Lynch, Delaney | 12 | GCY-WI | 1:09.67 |
| 33.24 36.43 | | | |
| 25 Reed, Emma | 12 | GYD-WI | 1:10.11 |
| 33.69 36.42 | | | |
| 26 Lenzendorf, Ellie | 11 | WAUN-WI | 1:11.41 |
| 34.01 37.40 | | | |
| 27 Zhou, Stella | 11 | PAC-IL | 1:11.68 |
| 33.68 38.00 | | | |
| 28 Sheehan, Finnley | 11 | SPS-WI | 1:11.81 |
| 33.87 37.94 | | | |
| 29 Murray, Norah | 12 | SCST-WI | 1:12.45 |
| 34.15 38.30 | | | |
| 30 Pence, Madalyn | 12 | WAUN-WI | 1:12.83 |
| 33.84 38.99 | | | |
| 31 Strebe, Makenna | 12 | GYD-WI | 1:13.04 |
| 35.92 37.12 | | | |
| 32 Mickelson, Jenna | 11 | MM-WI | 1:14.68 |
| 35.79 38.89 | | | |
| 33 Harms, Jenna | 12 | STAT-WI | 1:14.69 |
| 34.39 40.30 | | | |
| 34 Schram, Madeline | 12 | YDC-WI | 1:15.01 |
| 36.08 38.93 | | | |
| 35 Forberg, Kaelen | 12 | BTDE-WI | 1:15.60 |
| 36.41 39.19 | | | |
| 36 Engelhardt, Madisyn | 12 | STAT-WI | 1:15.90 |
| 36.35 39.55 | | | |
| 37 Newman, Cate | 12 | YDC-WI | 1:17.27 |
| 35.69 41.58 | | | |
| 38 Anderson, Alice | 11 | YDC-WI | 1:17.37 |
| 38.00 39.37 | | | |
| 39 Salt, Sonja | 11 | WAUN-WI | 1:18.29 |
| 36.59 41.70 | | | |
| 40 Faber, Piper | 11 | GCY-WI | 1:18.48 |
| 36.11 42.37 | | | |
| 41 Schumacher, Lydia | 11 | SCST-WI | 1:18.87 |
| 37.56 41.31 | | | |
| 42 Viste, Avery | 11 | TOSA-WI | 1:18.88 |
| 36.85 42.03 | | | |
| 43 Schwartz, Katie | 12 | SCST-WI | 1:19.07 |
| 37.61 41.46 | | | |
| 44 Koziel, Abbie | 12 | SPS-WI | 1:19.32 |
| 36.81 42.51 | | | |

| | | | |
|----------------------------|----|---------|---------|
| 45 Danekas, Adriana | 12 | TOSA-WI | 1:20.35 |
| 37.46 42.89 | | | |
| 46 Baumunk, Olivia | 11 | SCST-WI | 1:20.69 |
| 38.79 41.90 | | | |
| 47 Creech, Samantha | 12 | SAGE-IL | 1:20.96 |
| 38.38 42.58 | | | |
| 48 Montecchi, Reina | 11 | YDC-WI | 1:21.87 |
| 39.19 42.68 | | | |
| 49 Putnam, Eliana | 11 | TOSA-WI | 1:22.05 |
| 39.62 42.43 | | | |
| 50 Schmidt, Kira | 11 | GCY-WI | 1:22.61 |
| 37.10 45.51 | | | |
| 51 Riddle, Layla | 11 | WAUN-WI | 1:23.61 |
| 39.82 43.79 | | | |
| 52 Burns, Sarah | 11 | UN-WI | 1:23.70 |
| 38.69 45.01 | | | |
| 53 Mayer, Zoe | 11 | WAUN-WI | 1:24.17 |
| 38.65 45.52 | | | |
| 54 Donday-Selenske, Lauren | 12 | MM-WI | 1:25.97 |
| 39.59 46.38 | | | |
| 55 Braa, Julia | 12 | GYD-WI | 1:27.13 |
| 41.96 45.17 | | | |
| 56 Jameson, Kaitlynn | 11 | BASS-WI | 1:28.06 |
| 40.03 48.03 | | | |
| 57 Treinen, Catie | 11 | SCST-WI | 1:31.22 |
| 58 Leach, Mackenzie | 11 | SAGE-IL | 1:44.02 |
| 46.46 57.56 | | | |
| --- Moore, Sidney | 11 | YDC-WI | NS |
| --- Wojdyla, Emma | 12 | PAC-IL | NS |
| --- Schober, Johanna | 12 | PAC-IL | NS |
| --- Gamse, Blake | 11 | PAC-IL | NS |
| --- Grossenbach, Aria | 11 | PAC-IL | NS |
| --- Alder, Elle | 12 | PAC-IL | NS |

Event 64 Boys 11-12 100 Yard Freestyle

Meet: 53.59 M 11/20/2016 Will R Hayon

57.89 IL-C IL 2020 SC Champ

1:02.99 WI-S tate

1:05.69 IL-R 2020 SC IL Regional

| Name | Age | Team | Finals Time |
|----------------------|-----|---------|--------------|
| A - Final | | | |
| 1 Punzel, Jameson | 12 | SCST-WI | 55.62 IL-C |
| 27.21 28.41 | | | |
| 2 Chou, Kyler | 12 | PAC-IL | 56.13 IL-C |
| 26.95 29.18 | | | |
| 3 Rahimzadeh, Sam | 11 | PAC-IL | 58.02 WI-S |
| 27.28 30.74 | | | |
| 4 Ziemba, Charlie | 12 | BTDE-WI | 1:00.06 WI-S |
| 28.39 31.67 | | | |
| 5 Rupniewski, Oliver | 11 | SAGE-IL | 1:00.09 WI-S |
| 28.90 31.19 | | | |



STAT/WAVE 2019 Winter Classic, Sanction #: WI2019-525A

11/22-24/2019 BMHS Natatorium 25 Yards

Results

A - Final ... (Event 64 Boys 11-12 100 Yard Freestyle)

| Name | Age | Team | Finals Time |
|----------------|-------|--------|-------------|
| 6 Wang, Joshua | 11 | PAC-IL | 1:00.86 |
| 29.40 | 31.46 | | |

B - Final

| | | | |
|---------------------|-------|---------|---------|
| 7 Schmid, Grant | 11 | SPS-WI | 1:02.20 |
| 30.27 | 31.93 | | |
| 8 Glosson, Matthew | 12 | SAGE-IL | 1:02.43 |
| 29.85 | 32.58 | | |
| 9 Para, Varun | 11 | PAC-IL | 1:03.11 |
| 30.52 | 32.59 | | |
| 10 Houston, Padraic | 12 | GCY-WI | 1:03.80 |
| 30.34 | 33.61 | | |
| 11 Kranig, Jace | 12 | SAGE-IL | 1:03.95 |
| 30.34 | 33.61 | | |
| 12 Geier, Brady | 12 | GCY-WI | 1:04.43 |
| 31.15 | 33.28 | | |

Event 64 Boys 11-12 100 Yard Freestyle

Meet: 53.59 M 11/20/2016 Will R Hayon

57.89 IL-C IL 2020 SC Champ

1:02.99 WI-S tate


1:05.69 IL-R 2020 SC IL Regional

| Name | Age | Team | Prelim Time |
|------|-----|------|-------------|
|------|-----|------|-------------|

Preliminaries

| | | | | |
|----------------------|-------|---------|---------|-------|
| 1 Punzel, Jameson | 12 | SCST-WI | 56.16 | qIL-C |
| 27.23 | 28.93 | | | |
| 2 Chou, Kyler | 12 | PAC-IL | 56.52 | qIL-C |
| 26.74 | 29.78 | | | |
| 3 Rahimzadeh, Sam | 11 | PAC-IL | 58.25 | qWI-S |
| 27.24 | 31.01 | | | |
| 4 Rupniewski, Oliver | 11 | SAGE-IL | 1:00.00 | qWI-S |
| 28.55 | 31.45 | | | |
| 5 Ziemba, Charlie | 12 | BTDE-WI | 1:00.09 | qWI-S |
| 28.61 | 31.48 | | | |
| 6 Wang, Joshua | 11 | PAC-IL | 1:01.30 | qWI-S |
| 29.14 | 32.16 | | | |
| 7 Para, Varun | 11 | PAC-IL | 1:02.45 | qWI-S |
| 30.23 | 32.22 | | | |
| 8 Schmid, Grant | 11 | SPS-WI | 1:03.23 | qIL-R |
| 30.00 | 33.23 | | | |
| 9 Geier, Brady | 12 | GCY-WI | 1:03.59 | qIL-R |
| 30.53 | 33.06 | | | |
| 10 Glosson, Matthew | 12 | SAGE-IL | 1:03.69 | qIL-R |
| 29.97 | 33.72 | | | |
| 11 Houston, Padraic | 12 | GCY-WI | 1:03.99 | qIL-R |
| 30.68 | 33.31 | | | |
| 12 Giese, Sam | 12 | YDC-WI | 1:04.09 | qIL-R |
| 30.70 | 33.39 | | | |
| 13 Kranig, Jace | 12 | SAGE-IL | 1:04.55 | IL-R |
| 30.87 | 33.68 | | | |

| | | | | |
|------------------------|-------|---------|---------|------|
| 14 Ringhand, Logan | 12 | GCY-WI | 1:05.45 | IL-R |
| 31.47 | 33.98 | | | |
| 15 Olaru, David | 11 | PAC-IL | 1:05.68 | IL-R |
| 31.36 | 34.32 | | | |
| 16 Spredemann, Cameron | 12 | SPS-WI | 1:05.69 | IL-R |
| 31.96 | 33.73 | | | |
| 17 Haselow, Grant | 12 | WAUN-WI | 1:06.93 | |
| 32.19 | 34.74 | | | |
| 18 Blum, Dawson | 12 | SAGE-IL | 1:07.17 | |
| 32.22 | 34.95 | | | |
| 19 Henninger, Paul | 12 | WAUN-WI | 1:08.04 | |
| 32.62 | 35.42 | | | |
| 20 Ries, Jack | 12 | SPS-WI | 1:11.57 | |
| 33.51 | 38.06 | | | |
| 21 Van Berkum, Jack | 11 | SCST-WI | 1:11.83 | |
| 32.93 | 38.90 | | | |
| 22 Shields, Bo | 11 | STAT-WI | 1:15.16 | |
| 34.38 | 40.78 | | | |
| 23 Olajos, John | 11 | YDC-WI | 1:16.02 | |
| 34.08 | 41.94 | | | |
| 24 Acker, Owen | 12 | SPS-WI | 1:16.49 | |
| 35.59 | 40.90 | | | |
| 25 Edwards, Charlie | 11 | SAGE-IL | 1:16.71 | |
| 37.81 | 38.90 | | | |
| 26 Barajas, Gabriel | 12 | SCST-WI | 1:16.80 | |
| 37.59 | 39.21 | | | |
| 27 Richardson, Max | 11 | WAUN-WI | 1:18.82 | |
| 36.09 | 42.73 | | | |
| 28 Benson, Connor | 11 | MM-WI | 1:20.41 | |
| 37.95 | 42.46 | | | |
| 29 Bartels, Grant | 11 | MM-WI | 1:23.59 | |
| 39.09 | 44.50 | | | |
| 30 Nickel, Grant | 11 | TOSA-WI | 1:24.42 | |
| 41.51 | 42.91 | | | |
| 31 Yonamine, Lincoln | 11 | SAGE-IL | 1:27.66 | |
| 42.02 | 45.64 | | | |
| 32 Swanson, Bennett | 11 | YDC-WI | 1:27.96 | |
| 39.25 | 48.71 | | | |
| 33 Mulligan, Keagan | 11 | GCY-WI | 1:30.77 | |
| 41.72 | 49.05 | | | |
| 34 Singleton, Caden | 12 | GYD-WI | 1:32.30 | |
| 42.24 | 50.06 | | | |
| 35 Sharkey, Aidan | 11 | YDC-WI | 1:33.63 | |
| 42.89 | 50.74 | | | |
| 36 Ranney, Andrew | 11 | WAUN-WI | 1:39.01 | |
| --- | | | | |
| Woletz, Keaton | 11 | MM-WI | NS | |
| --- | | | | |
| Maleck, Nolan | 12 | BASS-WI | NS | |



STAT/WAVE 2019 Winter Classic, Sanction #: WI2019-525A
11/22-24/2019 BMHS Natatorium 25 Yards

Results

Event 65 Girls 10 & Under 50 Yard Breaststroke

Meet: 37.36 M 11/19/2017 Mazie M Paradis
40.09 IL-C IL 2020 SC Champ
43.99 WI-S tate
44.59 IL-R 2020 SC IL Regional

| Name | Age Team | Finals Time |
|---------------------------|------------|-------------|
| 1 Kret, Tamara | 10 PAC-IL | 34.27M IL-C |
| 2 Elzey, Aika | 10 PAC-IL | 36.26M IL-C |
| 3 Shunk, Hadleigh | 10 GCY-WI | 39.92 IL-C |
| 4 Tomlinson, Stella | 10 PAC-IL | 40.22 WI-S |
| 5 Nagaj, Olivia | 10 SAGE-IL | 40.25 WI-S |
| 6 Paske, Vivian | 10 SPS-WI | 40.30 WI-S |
| 7 Seneviratne, Dhanani | 10 PAC-IL | 40.85 WI-S |
| 8 Fleming, Aalayjah | 10 BTDE-WI | 41.12 WI-S |
| 9 Stovall, Eve | 10 STAT-WI | 42.56 WI-S |
| 10 Elliott, Raya | 10 SCST-WI | 42.96 WI-S |
| 11 Lake, Clara | 10 WAUN-WI | 43.21 WI-S |
| 12 Dejworek, Daisy | 10 SAGE-IL | 43.26 WI-S |
| 13 Palmer, Mia | 10 GYD-WI | 44.44 IL-R |
| 14 Zimmerman, Natalie | 10 SAGE-IL | 44.53 IL-R |
| 15 Miecznikowski, Vanessa | 10 PAC-IL | 44.91 2 |
| 16 Shada, Hayley | 10 TOSA-WI | 45.31 1 |
| 17 Komarova, Anastasia | 8 SAGE-IL | 46.27 |
| 18 Michaels, Olivia | 10 WAUN-WI | 46.55 |
| 19 Tran, Jade | 10 GCY-WI | 46.78 |
| 20 DeBoer, Erica | 10 SPS-WI | 46.79 |
| 21 Paradis, Lucy | 8 GCY-WI | 48.27 |
| 22 Wetzel, Eva | 9 SAGE-IL | 48.83 |
| 23 Ringhand, Kailyn | 9 GCY-WI | 48.96 |
| 24 Grundahl, Sydney | 9 SPS-WI | 49.02 |
| 25 Ries, Lily | 9 SPS-WI | 49.58 |
| 26 Nicodemus, Elaina | 10 SPS-WI | 50.76 |
| 27 Arnett, Lauryn | 10 GCY-WI | 51.25 |
| 28 Sina, Emma | 8 GCY-WI | 51.33 |
| 29 Stodola, Elise | 9 PAC-IL | 51.34 |
| 30 Casey, Makenzie | 10 WAUN-WI | 51.74 |
| 31 Martuszewski, Emy | 9 PAC-IL | 51.84 |
| 32 Loess, Michaela | 9 SPS-WI | 52.84 |
| 33 Parman, Ellie | 9 GCY-WI | 53.04 |
| 34 Meverden, Brielle | 10 MM-WI | 53.13 |
| 35 Heynen, Ariana | 8 BTDE-WI | 53.88 |
| 36 Wetzel, Zoe | 8 SAGE-IL | 58.56 |
| 37 Jordan, Peyton | 9 GCY-WI | 59.32 |
| 38 Shunk, Kennedy | 8 GCY-WI | 59.89 |
| 39 Bystol, Zoey | 6 YDC-WI | 1:02.06 |
| 40 Erlandson, Kaden | 10 WAUN-WI | 1:02.11 |
| 41 Bystol, Morgan | 8 YDC-WI | 1:07.60 |
| 42 Foree, Claire | 9 WAUN-WI | 1:07.75 |
| 43 Ries, Hattie | 9 SPS-WI | 1:07.92 |
| 44 Johnson, Jordyn | 7 YDC-WI | 1:09.97 |

| | | |
|-----------------------|------------|---------|
| 45 Patten, Anna | 6 WAUN-WI | 1:11.50 |
| 46 Chism, Molly | 7 STAT-WI | 1:14.26 |
| 47 Schmidt, Ava | 9 GCY-WI | 1:21.27 |
| --- Wagner, Kira | 10 YDC-WI | DQ |
| --- Skaifenhess, Lola | 10 YDC-WI | DQ |
| --- Olajos, Julianna | 8 YDC-WI | DQ |
| --- Sharpe, Anna | 9 WAUN-WI | DQ |
| --- Salt, Evelise | 8 WAUN-WI | DQ |
| --- Ziemba, Zoe | 9 BTDE-WI | DQ |
| --- LaVeen, Chelsea | 10 SCST-WI | DQ |
| --- Lovejoy, Avery | 9 STAT-WI | DQ |
| --- Dastagir, Raina | 10 PAC-IL | NS |
| --- Lewis, Etta | 9 BTDE-WI | NS |
| --- Verhelst, Maya | 10 YDC-WI | NS |

Event 66 Boys 10 & Under 50 Yard Breaststroke

Meet: 37.45 M 11/19/2017 Julian S Cortright
41.09 IL-C IL 2020 SC Champ
45.49 IL-R 2020 SC IL Regional
45.99 WI-S tate

| Name | Age Team | Finals Time |
|----------------------------|------------|-------------|
| 1 Venslauskas, Ignas | 10 SAGE-IL | 35.02M IL-C |
| 2 Pugachev, Daniel | 8 PAC-IL | 43.52 IL-R |
| 3 Bystol, Parker | 10 YDC-WI | 43.59 IL-R |
| 4 Bryer, Hunter | 10 STAT-WI | 46.34 15 |
| 5 Sharkey, Michael | 8 YDC-WI | 50.17 14 |
| 6 Tomaszewski, Carter | 8 SAGE-IL | 53.23 13 |
| 7 Kranig, Logan | 9 SAGE-IL | 53.50 12 |
| 8 Shields, Ryan | 9 STAT-WI | 56.12 11 |
| 9 Giese, Charlie | 9 YDC-WI | 56.85 9 |
| 10 Schulze, Leo | 10 YDC-WI | 56.87 7 |
| 11 Vander Werff, Ryker | 10 SPS-WI | 57.62 6 |
| 12 Anderson, Luke | 9 YDC-WI | 59.35 5 |
| 13 Brereton, Oliver | 7 SAGE-IL | 1:00.47 4 |
| 14 Werner, Dominic | 10 YDC-WI | 1:00.82 3 |
| 15 Fitz, Lias | 9 YDC-WI | 1:02.43 2 |
| 16 Jameson, Deaglan | 9 BASS-WI | 1:03.74 1 |
| 17 Roberts, Hewitt | 7 SCST-WI | 1:03.87 |
| 18 Peterson, Luca | 8 STAT-WI | 1:10.76 |
| 19 Creech, Camren | 9 SAGE-IL | 1:13.89 |
| --- Mead, Linden | 10 YDC-WI | DQ |
| --- Winters, Kobe | 10 SCST-WI | DQ |
| --- Skaifenhess, Henry | 8 YDC-WI | DQ |
| --- Butrymowicz, Alexander | 6 YDC-WI | DQ |
| --- Relacion, Aaron | 7 SAGE-IL | NS |
| --- Oksan, Batu | 9 PAC-IL | NS |
| --- Lee, Isaac | 10 PAC-IL | NS |
| --- Amburn, Nathan | 10 YDC-WI | NS |
| --- Thomas, Donovan | 9 SCST-WI | NS |
| --- Cobb, Brayden | 9 PAC-IL | NS |



STAT/WAVE 2019 Winter Classic, Sanction #: WI2019-525A

11/22-24/2019 BMHS Natatorium 25 Yards

Results

Event 67 Girls 11-12 50 Yard Breaststroke

Meet: 33.10 M 12/14/2013 Alex C Moderski
 34.49 IL-C IL 2020 SC Champ
 37.99 WI-S tate
 39.09 IL-R 2020 SC IL Regional

| Name | Age | Team | Finals Time |
|----------------------|-----|---------|-------------|
| A - Final | | | |
| 1 Paradis, Mazie | 12 | GCY-WI | 32.65M IL-C |
| 2 Schmid, Gabby | 12 | SPS-WI | 33.10M IL-C |
| 3 Fernandez, Andrea | 12 | SAGE-IL | 35.31 WI-S |
| 4 Sandor, Nelli | 11 | PAC-IL | 36.11 WI-S |
| 5 Brereton, Penelope | 11 | SAGE-IL | 36.12 WI-S |
| 6 Chapman, Megan | 11 | GCY-WI | 37.70 WI-S |

B - Final

| | | | |
|-------------------------|----|---------|------------|
| 7 Franks, Alyssa | 12 | WAUN-WI | 37.88 WI-S |
| 8 Czosnyka, Alicia | 11 | PAC-IL | 38.04 IL-R |
| 9 Rudsinski, Emely | 12 | SAGE-IL | 38.64 IL-R |
| 10 Tomaszewski, Kaitlyn | 11 | SAGE-IL | 38.89 IL-R |
| 11 Phua, Andrea | 11 | PAC-IL | 39.16 6 |
| 12 Koziel, Emma | 11 | SPS-WI | 39.80 5 |

Event 67 Girls 11-12 50 Yard Breaststroke

Meet: 33.10 M 12/14/2013 Alex C Moderski
 34.49 IL-C IL 2020 SC Champ
 37.99 WI-S tate
 39.09 IL-R 2020 SC IL Regional

| Name | Age | Team | Prelim Time |
|-------------------------|-----|---------|--------------|
| Preliminaries | | | |
| 1 Paradis, Mazie | 12 | GCY-WI | 32.75M qIL-C |
| 2 Schmid, Gabby | 12 | SPS-WI | 36.14 qWI-S |
| 3 Sandor, Nelli | 11 | PAC-IL | 36.27 qWI-S |
| 4 Fernandez, Andrea | 12 | SAGE-IL | 36.40 qWI-S |
| 5 Chapman, Megan | 11 | GCY-WI | 36.42 qWI-S |
| 6 Brereton, Penelope | 11 | SAGE-IL | 37.13 qWI-S |
| 7 Czosnyka, Alicia | 11 | PAC-IL | 37.44 qWI-S |
| 8 Franks, Alyssa | 12 | WAUN-WI | 37.49 qWI-S |
| 9 Phua, Andrea | 11 | PAC-IL | 38.40 qIL-R |
| 10 Rudsinski, Emely | 12 | SAGE-IL | 38.81 qIL-R |
| 11 Koziel, Emma | 11 | SPS-WI | 39.14 q |
| 12 Tomaszewski, Kaitlyn | 11 | SAGE-IL | 39.44 q |

| | | | |
|----------------------|----|---------|-------|
| 13 Arnett, Camryn | 12 | GCY-WI | 39.59 |
| 14 Hillyer, Sarah | 11 | SAGE-IL | 40.04 |
| 15 Szadowski, Brooke | 12 | SAGE-IL | 41.07 |
| 16 Piper, Maggie | 11 | GCY-WI | 41.51 |
| 17 Grindle, Megan | 12 | WAUN-WI | 41.66 |
| 18 Fontana, Bella | 12 | SAGE-IL | 41.75 |
| 19 Pinnow, Lauren | 11 | GCY-WI | 42.36 |
| 20 Schneider, Layla | 12 | SPS-WI | 42.50 |
| 21 Sheehan, Finnley | 11 | SPS-WI | 42.60 |

| | | | |
|-----------------------------|----|---------|-------|
| 22 Jackson, Kendra | 12 | SPS-WI | 42.90 |
| 23 Danielson, Jada | 12 | SPS-WI | 42.99 |
| 24 Wiechert, Olivia | 11 | GYD-WI | 43.05 |
| 25 Kapets, Jayna | 12 | SPS-WI | 43.06 |
| 26 Zhou, Stella | 11 | PAC-IL | 43.20 |
| 27 Strebe, Makenna | 12 | GYD-WI | 43.66 |
| 28 Murray, Norah | 12 | SCST-WI | 43.98 |
| 29 Harms, Jenna | 12 | STAT-WI | 44.48 |
| 30 Bystol, Payton | 12 | YDC-WI | 44.57 |
| 31 Schram, Madeline | 12 | YDC-WI | 45.04 |
| 32 Sullivan, Rory | 11 | SPS-WI | 45.16 |
| 33 Pence, Madalyn | 12 | WAUN-WI | 45.62 |
| 34 Jameson, Kaitlynn | 11 | BASS-WI | 45.65 |
| 35 Borchardt-Wilson, Taylor | 12 | SPS-WI | 45.87 |
| 36 Schumacher, Lydia | 11 | SCST-WI | 46.09 |
| 37 Gomez, Lilly | 12 | SPS-WI | 46.50 |
| 38 Cortright, Fallon | 11 | TOSA-WI | 47.09 |
| 39 Anderson, Alice | 11 | YDC-WI | 47.57 |
| 40 Stampf, Braenna | 11 | SPS-WI | 47.78 |
| 41 Schoepke, Riley | 11 | SAGE-IL | 47.82 |
| 42 Riddle, Layla | 11 | WAUN-WI | 48.30 |
| 43 Faber, Piper | 11 | GCY-WI | 48.32 |
| 44 Engelhardt, Madisyn | 12 | STAT-WI | 48.79 |
| 45 Schmidt, Kira | 11 | GCY-WI | 48.97 |
| 46 Braa, Julia | 12 | GYD-WI | 49.37 |
| 47 Creech, Samantha | 12 | SAGE-IL | 49.95 |
| 48 Danekas, Adriana | 12 | TOSA-WI | 50.34 |
| 49 Putnam, Eliana | 11 | TOSA-WI | 50.57 |
| 50 Marella, Allie | 12 | BTDE-WI | 52.03 |
| 51 Donday-Selenske, Lauren | 12 | MM-WI | 52.59 |
| 52 Treinen, Catie | 11 | SCST-WI | 54.85 |
| 53 Arad, Nitzan | 11 | YDC-WI | 57.04 |
| 54 Leach, Mackenzie | 11 | SAGE-IL | 58.86 |
| --- Gualdron, Andrea | 11 | PAC-IL | NS |
| --- Moore, Sidney | 11 | YDC-WI | NS |
| --- Alder, Elle | 12 | PAC-IL | NS |
| --- Gamse, Blake | 11 | PAC-IL | NS |

Event 68 Boys 11-12 50 Yard Breaststroke

Meet: 31.19 M 11/19/2016 Will R Hayon
 34.79 IL-C IL 2020 SC Champ
 39.49 WI-S tate
 39.69 IL-R 2020 SC IL Regional

| Name | Age | Team | Finals Time |
|-------------------------|-----|---------|-------------|
| A - Final | | | |
| 1 Cortright, Julian | 12 | TOSA-WI | 30.26M IL-C |
| 2 Venslauskas, Kasparas | 12 | SAGE-IL | 32.12 IL-C |
| 3 Kreimer, Dylan | 12 | PAC-IL | 32.47 IL-C |
| 4 Wang, Joshua | 11 | PAC-IL | 33.96 IL-C |
| 5 Clark, Colton | 11 | GYD-WI | 35.67 WI-S |
| 6 Busse, Connor | 12 | WAUN-WI | 37.62 WI-S |



STAT/WAVE 2019 Winter Classic, Sanction #: WI2019-525A

11/22-24/2019 BMHS Natatorium 25 Yards

Results

B - Final ... (Event 68 Boys 11-12 50 Yard Breaststroke)

| Name | Age | Team | Finals Time | |
|--------------------|-----|---------|-------------|------|
| 7 Shields, Bo | 11 | STAT-WI | 38.87 | WI-S |
| 8 Para, Varun | 11 | PAC-IL | 38.89 | WI-S |
| 9 Geier, Brady | 12 | GCY-WI | 39.05 | WI-S |
| 10 Ziemba, Charlie | 12 | BTDE-WI | 39.40 | WI-S |
| 11 Kranig, Jace | 12 | SAGE-IL | 39.61 | IL-R |
| 12 Ringhand, Logan | 12 | GCY-WI | 40.44 | 5 |

Event 68 Boys 11-12 50 Yard Breaststroke

Meet: 31.19 M 11/19/2016 Will R Hayon

34.79 IL-C IL 2020 SC Champ

39.49 WI-S tate

39.69 IL-R 2020 SC IL Regional

| Name | Age | Team | Prelim Time | |
|-------------------------|-----|---------|-------------|-------|
| Preliminaries | | | | |
| 1 Cortright, Julian | 12 | TOSA-WI | 30.56M | qIL-C |
| 2 Kreimer, Dylan | 12 | PAC-IL | 32.18 | qIL-C |
| 3 Venslauskas, Kasparas | 12 | SAGE-IL | 33.34 | qIL-C |
| 4 Wang, Joshua | 11 | PAC-IL | 34.34 | qIL-C |
| 5 Clark, Colton | 11 | GYD-WI | 35.04 | qWI-S |
| 6 Connolly, Charlie | 12 | PAC-IL | 36.48 | qWI-S |
| 7 Busse, Connor | 12 | WAUN-WI | 37.28 | qWI-S |
| 8 Para, Varun | 11 | PAC-IL | 37.87 | qWI-S |
| 9 Ziemba, Charlie | 12 | BTDE-WI | 38.88 | qWI-S |
| 10 Shields, Bo | 11 | STAT-WI | 39.61 | qIL-R |
| 11 Geier, Brady | 12 | GCY-WI | 39.84 | q |
| 12 Ringhand, Logan | 12 | GCY-WI | 40.03 | q |
| 13 Kranig, Jace | 12 | SAGE-IL | 40.21 | |
| 14 Greenlee, Aidan | 12 | BTDE-WI | 40.88 | |
| 15 Arvind, Adesh | 11 | PAC-IL | 40.97 | |
| 16 Blum, Dawson | 12 | SAGE-IL | 41.30 | |
| 17 Cardone, Anthony | 11 | PAC-IL | 42.76 | |
| 18 Drozd, Taras | 11 | SPS-WI | 44.54 | |
| 19 Skipper, Emil | 12 | YDC-WI | 44.91 | |
| 20 LaBeau, Gavin | 12 | SPS-WI | 45.75 | |
| 21 Beck, Bryson | 11 | BTDE-WI | 46.15 | |
| 22 Chamberlain, Will | 12 | SAGE-IL | 46.71 | |
| 23 Barajas, Gabriel | 12 | SCST-WI | 46.87 | |
| 24 Sharkey, Aidan | 11 | YDC-WI | 47.61 | |
| 25 Edwards, Charlie | 11 | SAGE-IL | 48.77 | |
| 26 Singleton, Caden | 12 | GYD-WI | 48.92 | |
| 27 Bartels, Grant | 11 | MM-WI | 49.62 | |
| 28 Reed, Sam | 11 | GYD-WI | 49.66 | |
| 29 Mulligan, Keagan | 11 | GCY-WI | 55.09 | |
| 30 Nickel, Grant | 11 | TOSA-WI | 55.32 | |
| --- Holmes, Jayden | 11 | MM-WI | DQ | |
| --- Benson, Connor | 11 | MM-WI | DQ | |

| | | | |
|----------------------|----|---------|----|
| --- Hennick, Espen | 12 | STAR-WI | NS |
| --- Woletz, Keaton | 11 | MM-WI | NS |
| --- Zimmerman, Simon | 12 | GCY-WI | NS |

Event 69 Girls 10 & Under 50 Yard Backstroke

Meet: 33.81 M 11/19/2017 Mazie M Paradis

35.59 IL-C IL 2020 SC Champ

38.49 WI-S tate

39.69 IL-R 2020 SC IL Regional

| Name | Age | Team | Finals Time | |
|--------------------------|-----|---------|-------------|------|
| 1 Kret, Tamara | 10 | PAC-IL | 31.54M | IL-C |
| 2 Elzey, Aika | 10 | PAC-IL | 33.53M | IL-C |
| 3 Tomlinson, Stella | 10 | PAC-IL | 34.41 | IL-C |
| 4 Miecznikowski, Vanessa | 10 | PAC-IL | 36.33 | WI-S |
| 5 Lake, Clara | 10 | WAUN-WI | 36.54 | WI-S |
| 6 Parman, Kate | 10 | GCY-WI | 37.80 | WI-S |
| 7 Zimmerman, Natalie | 10 | SAGE-IL | 38.44 | WI-S |
| 8 Nicodemus, Elaina | 10 | SPS-WI | 39.49 | IL-R |
| 9 Shada, Hayley | 10 | TOSA-WI | 39.92 | 9 |
| 10 Loess, Michaela | 9 | SPS-WI | 40.25 | 7 |
| 11 Kahn, Brooklyn | 9 | SAGE-IL | 40.83 | 6 |
| 12 Sina, Emma | 8 | GCY-WI | 41.01 | 5 |
| 13 Brereton, Eloise | 9 | SAGE-IL | 41.41 | 4 |
| 14 Paradis, Lucy | 8 | GCY-WI | 41.74 | 3 |
| 15 Relacion, Isabella | 10 | SAGE-IL | 41.93 | 2 |
| 16 Wetzell, Eva | 9 | SAGE-IL | 41.98 | 1 |
| 17 Jelinek, Abbie | 10 | SCST-WI | 42.06 | |
| 18 Diers, Hailey | 8 | SPS-WI | 42.30 | |
| 19 Fleming, Aalayjah | 10 | BTDE-WI | 43.43 | |
| 20 Arnett, Lauryn | 10 | GCY-WI | 43.96 | |
| 21 Beers, Lilly | 9 | WAUN-WI | 45.57 | |
| 22 Kinan, Kaia | 9 | WAUN-WI | 45.75 | |
| 23 Martuszewski, Emy | 9 | PAC-IL | 46.38 | |
| 24 Tennent, Stella | 10 | WAUN-WI | 46.75 | |
| 25 Sloan, Audrey | 10 | YDC-WI | 46.85 | |
| 26 Tantivivat, Kaylin | 9 | YDC-WI | 47.31 | |
| 27 Shunk, Kennedy | 8 | GCY-WI | 47.51 | |
| 28 Williams, Annabel | 8 | WAUN-WI | 47.55 | |
| 29 Parman, Ellie | 9 | GCY-WI | 48.65 | |
| 30 Lorandos, Addison | 9 | WAUN-WI | 48.70 | |
| 31 Glosson, Maggie | 9 | SAGE-IL | 49.20 | |
| 32 Kessler, Natalie | 9 | WAUN-WI | 50.09 | |
| 33 Meverden, Brielle | 10 | MM-WI | 50.13 | |
| 34 Eggen, Kaia | 10 | SCST-WI | 50.33 | |
| 35 Holschbach, Macy | 9 | WAUN-WI | 51.21 | |
| 36 Fredrickson, Leona | 9 | WAUN-WI | 51.64 | |
| 37 Henninger, Maddy | 10 | WAUN-WI | 51.82 | |
| 38 Olson, Emma | 9 | STAT-WI | 51.99 | |
| 39 Ziemba, Zoe | 9 | BTDE-WI | 52.26 | |
| 40 Loring, Liv | 10 | WAUN-WI | 52.53 | |
| 41 Heynen, Ariana | 8 | BTDE-WI | 52.91 | |



STAT/WAVE 2019 Winter Classic, Sanction #: WI2019-525A

11/22-24/2019 BMHS Natatorium 25 Yards

Results

(Event 69 Girls 10 & Under 50 Yard Backstroke)

| Name | Age | Team | Finals Time |
|------------------------|-----|---------|-------------|
| 42 Jordan, Peyton | 9 | GCY-WI | 53.48 |
| 43 Grundahl, Brooklynn | 7 | SPS-WI | 53.81 |
| 44 Lovejoy, Avery | 9 | STAT-WI | 53.90 |
| 45 Mitchell, Hadley | 9 | WAUN-WI | 54.12 |
| 46 Ellefson, Hayden | 10 | WAUN-WI | 55.13 |
| 47 Wetzels, Zoe | 8 | SAGE-IL | 55.23 |
| 48 Chism, Molly | 7 | STAT-WI | 55.29 |
| 49 Sharpe, Anna | 9 | WAUN-WI | 55.41 |
| 50 Schmidt, Ava | 9 | GCY-WI | 55.74 |
| 51 Houston, Isabella | 10 | GCY-WI | 56.71 |
| 52 Foree, Claire | 9 | WAUN-WI | 56.82 |
| 53 Johnson, Jordyn | 7 | YDC-WI | 57.47 |
| 54 Lewis, Etta | 9 | BTDE-WI | 57.68 |
| 55 Patten, Anna | 6 | WAUN-WI | 58.81 |
| 56 Bartlett, Sabrina | 9 | WAUN-WI | 1:00.85 |
| 57 Driscoll, Alivia | 8 | SCST-WI | 1:02.09 |
| 58 LaVeen, Chelsea | 10 | SCST-WI | 1:02.58 |
| 59 Jordan, Mabel | 9 | GCY-WI | 1:05.64 |
| --- Nagaj, Olivia | 10 | SAGE-IL | DQ |
| --- Olajos, Julianna | 8 | YDC-WI | DQ |
| --- Stodola, Elise | 9 | PAC-IL | DQ |
| --- Salt, Evelise | 8 | WAUN-WI | DQ |
| --- Tran, Jade | 10 | GCY-WI | DQ |
| --- Shunk, Hadleigh | 10 | GCY-WI | DQ |
| --- Welwood, Vivian | 8 | WAUN-WI | NS |
| --- Geier, Lauren | 10 | GCY-WI | NS |
| --- Verhelst, Maya | 10 | YDC-WI | NS |

Event 70 Boys 10 & Under 50 Yard Backstroke

Meet: 33.16 M 11/18/2018 Oliver Rupniewski
35.79 IL-C IL 2020 SC Champ
38.99 WI-S tate
39.89 IL-R 2020 SC IL Regional

| Name | Age | Team | Finals Time | |
|------------------------|-----|---------|-------------|------|
| 1 Lopez, Asher | 9 | SPS-WI | 39.49 | IL-R |
| 2 Hessling, Holden | 10 | SPS-WI | 41.27 | 17 |
| 3 Schulze, Leo | 10 | YDC-WI | 41.67 | 16 |
| 4 Bryer, Hunter | 10 | STAT-WI | 42.19 | 15 |
| 5 Kranig, Logan | 9 | SAGE-IL | 43.32 | 14 |
| 6 Pugachev, Daniel | 8 | PAC-IL | 43.55 | 13 |
| 7 Swietek, Oliver | 10 | SAGE-IL | 44.33 | 12 |
| 8 Pokrass, Brady | 9 | WAUN-WI | 45.69 | 11 |
| 9 McAndrew, Connor | 10 | SAGE-IL | 46.04 | 9 |
| 10 Brereton, Oliver | 7 | SAGE-IL | 46.75 | 7 |
| 11 Patten, Jayson | 9 | WAUN-WI | 46.83 | 6 |
| 12 Lamont, Sutherland | 9 | WAUN-WI | 46.84 | 5 |
| 13 Mead, Linden | 10 | YDC-WI | 46.91 | 4 |
| 14 Tomaszewski, Carter | 8 | SAGE-IL | 47.75 | 3 |
| 15 Miller, Brady | 10 | SCST-WI | 48.44 | 2 |

| | | | | |
|---------------------------|----|---------|---------|---|
| 16 Boldt, Henry | 10 | WAUN-WI | 48.76 | 1 |
| 17 Giese, Charlie | 9 | YDC-WI | 50.50 | |
| 18 Sharkey, Michael | 8 | YDC-WI | 51.00 | |
| 19 Rosenkvist, Aksel | 10 | WAUN-WI | 51.82 | |
| 20 Shields, Ryan | 9 | STAT-WI | 52.34 | |
| 21 Chikowero, Joseph | 7 | YDC-WI | 52.55 | |
| 22 Relacion, Aaron | 7 | SAGE-IL | 54.08 | |
| 23 Jameson, Deaglan | 9 | BASS-WI | 54.48 | |
| 24 Fitz, Lias | 9 | YDC-WI | 54.95 | |
| 25 Roberts, Hewitt | 7 | SCST-WI | 55.42 | |
| 26 Ranney, Matthew | 8 | WAUN-WI | 57.24 | |
| 27 Mead, Emmett | 8 | YDC-WI | 58.27 | |
| 28 Peterson, Luca | 8 | STAT-WI | 1:01.56 | |
| 29 Winters, Kobe | 10 | SCST-WI | 1:03.55 | |
| 30 Skaifenhess, Henry | 8 | YDC-WI | 1:16.75 | |
| 31 Butrymowicz, Alexander | 6 | YDC-WI | 1:17.40 | |
| --- Creech, Camren | 9 | SAGE-IL | DQ | |
| --- Cobb, Brayden | 9 | PAC-IL | NS | |
| --- Amburn, Nathan | 10 | YDC-WI | NS | |
| --- Oksan, Batu | 9 | PAC-IL | NS | |
| --- Anderson, Robert | 6 | YDC-WI | NS | |
| --- Thomas, Donovan | 9 | SCST-WI | NS | |
| --- Werner, Dominic | 10 | YDC-WI | NS | |

Event 71 Girls 11-12 50 Yard Backstroke

Meet: 29.24 M 11/22/2015 Mckenzie E Hammer
30.99 IL-C IL 2020 SC Champ
33.49 WI-S tate
34.39 IL-R 2020 SC IL Regional

| Name | Age | Team | Finals Time | |
|------------------------|-----|---------|-------------|------|
| A - Final | | | | |
| 1 Paradis, Mazie | 12 | GCY-WI | 29.52 | IL-C |
| 2 Schmid, Gabby | 12 | SPS-WI | 29.80 | IL-C |
| 3 Sina, Olivia | 11 | UN\$-WI | 30.07 | IL-C |
| 4 Fernandez, Andrea | 12 | SAGE-IL | 31.08 | WI-S |
| 5 Martuszewski, Amanda | 11 | PAC-IL | 32.43 | WI-S |
| 6 Florin, Linnea | 11 | PAC-IL | 32.64 | WI-S |
| B - Final | | | | |
| 7 Cobb, Lydia | 11 | PAC-IL | 32.55 | WI-S |
| 8 Czosnyka, Anna | 12 | PAC-IL | 33.33 | WI-S |
| 9 Rudsinski, Emely | 12 | SAGE-IL | 33.68 | IL-R |
| 10 Czosnyka, Alicia | 11 | PAC-IL | 33.99 | IL-R |
| 11 Fontana, Bella | 12 | SAGE-IL | 34.18 | IL-R |
| 12 Dickmann, Anna | 11 | WAUN-WI | 34.50 | 5 |



STAT/WAVE 2019 Winter Classic, Sanction #: WI2019-525A
11/22-24/2019 BMHS Natatorium 25 Yards

Results

Event 71 Girls 11-12 50 Yard Backstroke

Meet: 29.24 M 11/22/2015 Mekenzie E Hammer
30.99 IL-C IL 2020 SC Champ
33.49 WI-S tate
34.39 IL-R 2020 SC IL Regional

| Name | Age | Team | Prelim Time |
|------------------------|-----|---------|-------------|
| Preliminaries | | | |
| 1 Paradis, Mazie | 12 | GCY-WI | 29.43 qIL-C |
| 2 Sina, Olivia | 11 | UN\$-WI | 30.72 qIL-C |
| 3 Schmid, Gabby | 12 | SPS-WI | 30.92 qIL-C |
| 4 Fernandez, Andrea | 12 | SAGE-IL | 31.50 qWI-S |
| 5 Florin, Linnea | 11 | PAC-IL | 32.05 qWI-S |
| 6 Martuszewski, Amanda | 11 | PAC-IL | 32.51 qWI-S |
| 7 Cobb, Lydia | 11 | PAC-IL | 32.62 qWI-S |
| 8 Czosnyka, Anna | 12 | PAC-IL | 33.32 qWI-S |
| 9 Rudzinski, Emely | 12 | SAGE-IL | 33.53 qIL-R |
| 10 Czosnyka, Alicia | 11 | PAC-IL | 33.83 qIL-R |
| 11 Dickmann, Anna | 11 | WAUN-WI | 33.88 qIL-R |
| 12 Fontana, Bella | 12 | SAGE-IL | 33.92 qIL-R |
| 13 Gomez, Lilly | 12 | SPS-WI | 34.92 |
| 14 Pinnow, Lauren | 11 | GCY-WI | 35.33 |
| 15 Danielson, Jada | 12 | SPS-WI | 35.36 |
| 16 Stodola, Leah | 11 | PAC-IL | 35.48 |
| 17 Phua, Andrea | 11 | PAC-IL | 35.67 |
| 18 Sandor, Nelli | 11 | PAC-IL | 36.27 |
| 19 Wiechert, Olivia | 11 | GYD-WI | 36.35 |
| 20 Zimmerman, Audrey | 12 | SAGE-IL | 36.58 |
| 21 Fladhammer, Marly | 12 | MM-WI | 36.78 |
| 22 Zhou, Stella | 11 | PAC-IL | 36.81 |
| 23 Lenzendorf, Ellie | 11 | WAUN-WI | 37.13 |
| 24 Kapets, Jayna | 12 | SPS-WI | 37.19 |
| 25 Reed, Emma | 12 | GYD-WI | 37.39 |
| 26 Piper, Maggie | 11 | GCY-WI | 37.87 |
| 27 Grindle, Megan | 12 | WAUN-WI | 37.95 |
| 28 Sullivan, Rory | 11 | SPS-WI | 39.00 |
| 29 Harms, Jenna | 12 | STAT-WI | 39.70 |
| 30 Forberg, Kaelen | 12 | BTDE-WI | 40.06 |
| 31 Stampf, Braenna | 11 | SPS-WI | 40.63 |
| 32 Mickelson, Jenna | 11 | MM-WI | 41.03 |
| 33 Engelhardt, Madisyn | 12 | STAT-WI | 41.14 |
| 34 Hillyer, Sarah | 11 | SAGE-IL | 41.49 |
| 35 Viste, Avery | 11 | TOSA-WI | 41.87 |
| 36 Schmidt, Kira | 11 | GCY-WI | 41.91 |
| 37 Thompson, Grace | 11 | BTDE-WI | 42.30 |
| 38 Faber, Piper | 11 | GCY-WI | 42.50 |
| 39 Danekas, Adriana | 12 | TOSA-WI | 42.52 |
| 40 Burns, Sarah | 11 | UN-WI | 42.70 |
| 41 Baumunk, Olivia | 11 | SCST-WI | 42.81 |
| 42 Jackson, Kendra | 12 | SPS-WI | 42.92 |

| | | | |
|----------------------|----|---------|-------|
| 43 Arnett, Camryn | 12 | GCY-WI | 43.89 |
| 44 Salt, Sonja | 11 | WAUN-WI | 43.96 |
| 45 Schwartz, Katie | 12 | SCST-WI | 44.08 |
| 46 Mayer, Zoe | 11 | WAUN-WI | 45.25 |
| 47 Montecchi, Reina | 11 | YDC-WI | 45.69 |
| 48 Marella, Allie | 12 | BTDE-WI | 46.18 |
| 49 Schoepke, Riley | 11 | SAGE-IL | 48.33 |
| 50 Treinen, Catie | 11 | SCST-WI | 52.50 |
| 51 Leach, Mackenzie | 11 | SAGE-IL | 55.73 |
| --- Arad, Nitzan | 11 | YDC-WI | DQ |
| --- Gualdron, Andrea | 11 | PAC-IL | NS |
| --- Wojdyła, Emma | 12 | PAC-IL | NS |
| --- Moore, Sidney | 11 | YDC-WI | NS |
| --- Schober, Johanna | 12 | PAC-IL | NS |

Event 72 Boys 11-12 50 Yard Backstroke

Meet: 26.96 M 11/20/2016 Samuel R Bork
31.09 IL-C IL 2020 SC Champ
34.99 IL-R 2020 SC IL Regional
34.99 WI-S tate

| Name | Age | Team | Finals Time |
|-------------------------|-----|---------|-------------|
| A - Final | | | |
| 1 Kreimer, Dylan | 12 | PAC-IL | 29.25 IL-C |
| 2 Chou, Kyler | 12 | PAC-IL | 29.46 IL-C |
| 3 Venslauskas, Kasparas | 12 | SAGE-IL | 29.66 IL-C |
| 4 Bryzelak, Ben | 12 | PAC-IL | 31.75 IL-R |
| 5 Rahimzadeh, Sam | 11 | PAC-IL | 31.86 IL-R |
| 6 Ziemba, Charlie | 12 | BTDE-WI | 32.51 IL-R |
| B - Final | | | |
| 7 Ringhand, Logan | 12 | GCY-WI | 33.09 IL-R |
| 8 Kranig, Jace | 12 | SAGE-IL | 33.32 IL-R |
| 9 Busse, Connor | 12 | WAUN-WI | 33.50 IL-R |
| 10 Greenlee, Aidan | 12 | BTDE-WI | 33.81 IL-R |
| 11 Schmid, Grant | 11 | SPS-WI | 34.80 IL-R |
| 12 Glosson, Matthew | 12 | SAGE-IL | 34.96 IL-R |

Event 72 Boys 11-12 50 Yard Backstroke

Meet: 26.96 M 11/20/2016 Samuel R Bork
31.09 IL-C IL 2020 SC Champ
34.99 IL-R 2020 SC IL Regional
34.99 WI-S tate

| Name | Age | Team | Prelim Time |
|-------------------------|-----|---------|-------------|
| Preliminaries | | | |
| 1 Chou, Kyler | 12 | PAC-IL | 30.12 qIL-C |
| 2 Kreimer, Dylan | 12 | PAC-IL | 30.35 qIL-C |
| 3 Venslauskas, Kasparas | 12 | SAGE-IL | 31.24 qIL-R |
| 4 Bryzelak, Ben | 12 | PAC-IL | 31.53 qIL-R |
| 5 Ziemba, Charlie | 12 | BTDE-WI | 31.94 qIL-R |
| 6 Rahimzadeh, Sam | 11 | PAC-IL | 32.67 qIL-R |
| 7 Ringhand, Logan | 12 | GCY-WI | 32.94 qIL-R |



STAT/WAVE 2019 Winter Classic, Sanction #: WI2019-525A

11/22-24/2019 BMHS Natatorium 25 Yards

Results

Preliminaries ... (Event 72 Boys 11-12 50 Yard Backstroke)

| Name | Age | Team | Prelim Time | |
|----------------------|-----|---------|-------------|-------|
| 8 Busse, Connor | 12 | WAUN-WI | 33.00 | qIL-R |
| 9 Kranig, Jace | 12 | SAGE-IL | 34.02 | qIL-R |
| 10 Schmid, Grant | 11 | SPS-WI | 34.37 | qIL-R |
| 11 Greenlee, Aidan | 12 | BTDE-WI | 34.50 | qIL-R |
| 12 Glosson, Matthew | 12 | SAGE-IL | 35.10 | q |
| 13 Houston, Padraic | 12 | GCY-WI | 35.16 | |
| 14 Haselow, Grant | 12 | WAUN-WI | 35.20 | |
| 15 Rimrodt, Chase | 12 | SPS-WI | 36.01 | |
| 16 Connolly, Charlie | 12 | PAC-IL | 36.70 | |
| 17 Para, Varun | 11 | PAC-IL | 36.91 | |
| 18 LaBeau, Gavin | 12 | SPS-WI | 37.09 | |
| 19 Hennick, Espen | 12 | STAR-WI | 37.10 | |
| 20 Letang, Andrew | 12 | YDC-WI | 37.80 | |
| 21 Ries, Jack | 12 | SPS-WI | 38.56 | |
| 22 Olajos, John | 11 | YDC-WI | 38.94 | |
| 23 Cardone, Anthony | 11 | PAC-IL | 39.26 | |
| 24 Beck, Bryson | 11 | BTDE-WI | 39.35 | |
| 25 Acker, Owen | 12 | SPS-WI | 39.46 | |
| 26 Van Berkum, Jack | 11 | SCST-WI | 39.69 | |
| 27 Allen, Duke | 12 | STAT-WI | 40.21 | |
| 28 Richardson, Max | 11 | WAUN-WI | 40.37 | |
| 29 Blum, Dawson | 12 | SAGE-IL | 40.80 | |
| 30 Skipper, Emil | 12 | YDC-WI | 41.53 | |
| 31 Edwards, Charlie | 11 | SAGE-IL | 43.61 | |
| 32 Holmes, Jayden | 11 | MM-WI | 44.20 | |
| 33 Thomas, Alex | 12 | SAGE-IL | 46.49 | |
| 34 Reed, Sam | 11 | GYD-WI | 46.91 | |
| 35 Yonamine, Lincoln | 11 | SAGE-IL | 47.43 | |
| 36 Swanson, Bennett | 11 | YDC-WI | 48.15 | |
| 37 Ranney, Andrew | 11 | WAUN-WI | 49.18 | |
| 38 Mulligan, Keagan | 11 | GCY-WI | 54.30 | |
| --- Zimmerman, Simon | 12 | GCY-WI | | NS |

Event 73 Girls 10 & Under 100 Yard Butterfly

Meet: 1:10.90 M 12/14/2013 Grace L Sala

1:19.99 IL-C IL 2020 SC Champ

1:27.99 WI-S tate

1:28.99 IL-R 2020 SC IL Regional

| Name | Age | Team | Finals Time | |
|-------------------|-----|---------|-------------|------|
| 1 Paradis, Harper | 10 | GCY-WI | 1:13.24 | IL-C |
| | | | 35.21 38.03 | |
| 2 Paske, Vivian | 10 | SPS-WI | 1:22.68 | WI-S |
| | | | 38.25 44.43 | |
| 3 Elliott, Raya | 10 | SCST-WI | 1:23.00 | WI-S |
| | | | 36.81 46.19 | |
| 4 Parman, Kate | 10 | GCY-WI | 1:23.50 | WI-S |
| | | | 38.60 44.90 | |

| | | | | |
|-------------------------|----|---------|---------------|------|
| 5 Yang, Sarah | 10 | UN&-IL | 1:24.99 | WI-S |
| | | | 38.33 46.66 | |
| 6 DeBoer, Erica | 10 | SPS-WI | 1:27.57 | WI-S |
| | | | 38.18 49.39 | |
| 7 Grundahl, Sydney | 9 | SPS-WI | 1:34.17 | 12 |
| | | | 42.40 51.77 | |
| 8 Butrymowicz, Ada | 9 | YDC-WI | 1:34.44 | 11 |
| | | | 43.32 51.12 | |
| 9 Jelinek, Abbie | 10 | SCST-WI | 1:37.30 | 9 |
| | | | 47.18 50.12 | |
| 10 Busma, Adora | 10 | PAC-IL | 1:40.42 | 7 |
| | | | 43.17 57.25 | |
| 11 Michaels, Olivia | 10 | WAUN-WI | 1:40.86 | 6 |
| | | | 46.17 54.69 | |
| 12 Breitbach, Morgan | 9 | MM-WI | 1:54.63 | 5 |
| | | | 54.46 1:00.17 | |
| --- Eggebraten, Cecilia | 10 | SAGE-IL | | NS |

Event 74 Boys 10 & Under 100 Yard Butterfly

Meet: 1:09.00 M 11/19/2017 Julian S Cortright

1:21.49 IL-C IL 2020 SC Champ

1:29.89 IL-R 2020 SC IL Regional

1:29.99 WI-S tate

| Name | Age | Team | Finals Time | |
|-------------------|-----|--------|---------------|------|
| 1 Ma, Peter | 10 | PAC-IL | 1:16.51 | IL-C |
| | | | 34.89 41.62 | |
| 2 Josephs, Nathan | 9 | GCY-WI | 1:31.61 | 17 |
| | | | 40.40 51.21 | |
| 3 Czosnyka, David | 8 | PAC-IL | 1:34.96 | 16 |
| | | | 42.12 52.84 | |
| 4 Lopez, Asher | 9 | SPS-WI | 1:43.40 | 15 |
| | | | 43.29 1:00.11 | |
| --- Lee, Isaac | 10 | PAC-IL | | NS |

Event 75 Girls 11-12 100 Yard Butterfly

Meet: 1:02.30 M 11/18/2018 Gabby Schmid

1:05.89 IL-C IL 2020 SC Champ

1:11.99 WI-S tate

1:14.79 IL-R 2020 SC IL Regional

| Name | Age | Team | Finals Time | |
|------------------------|-----|---------|-------------|------|
| A - Final | | | | |
| 1 Florin, Linnea | 11 | PAC-IL | 1:05.49 | IL-C |
| | | | 29.52 35.97 | |
| 2 Sina, Olivia | 11 | UN\$-WI | 1:06.68 | WI-S |
| | | | 31.15 35.53 | |
| 3 Martuszewski, Amanda | 11 | PAC-IL | 1:07.63 | WI-S |
| | | | 31.91 35.72 | |
| 4 Dimitrova, Nicole | 12 | PAC-IL | 1:08.13 | WI-S |
| | | | 32.03 36.10 | |
| 5 Czosnyka, Anna | 12 | PAC-IL | 1:11.12 | WI-S |
| | | | 32.86 38.26 | |



STAT/WAVE 2019 Winter Classic, Sanction #: WI2019-525A
11/22-24/2019 BMHS Natatorium 25 Yards

Results

A - Final ... (Event 75 Girls 11-12 100 Yard Butterfly)

| Name | Age | Team | Finals Time | |
|---------------------|-------|---------|-------------|------|
| 6 Szadowski, Brooke | 12 | SAGE-IL | 1:12.27 | IL-R |
| | 32.98 | 39.29 | | |

B - Final

| | | | | |
|----------------------|-------|---------|---------|------|
| 7 Machorro, Deana | 11 | SPS-WI | 1:14.42 | IL-R |
| | 34.19 | 40.23 | | |
| 8 Dickmann, Anna | 11 | WAUN-WI | 1:16.70 | 11 |
| | 35.79 | 40.91 | | |
| 9 Lynch, Delaney | 12 | GCY-WI | 1:17.01 | 9 |
| | 37.11 | 39.90 | | |
| 10 Nickel, Nicole | 12 | WAUN-WI | 1:17.67 | 7 |
| | 36.04 | 41.63 | | |
| 11 Koziel, Emma | 11 | SPS-WI | 1:21.26 | 6 |
| | 36.70 | 44.56 | | |
| 12 Zimmerman, Audrey | 12 | SAGE-IL | 1:21.56 | 5 |
| | 37.19 | 44.37 | | |

Event 75 Girls 11-12 100 Yard Butterfly

Meet: 1:02.30 M 11/18/2018 Gabby Schmid
1:05.89 IL-C IL 2020 SC Champ
1:11.99 WI-S tate
1:14.79 IL-R 2020 SC IL Regional

| Name | Age | Team | Prelim Time | |
|------------------------|-------|---------|-------------|-------|
| Preliminaries | | | | |
| 1 Florin, Linnea | 11 | PAC-IL | 1:05.68 | qIL-C |
| | 30.51 | 35.17 | | |
| 2 Martuszewski, Amanda | 11 | PAC-IL | 1:07.43 | qWI-S |
| | 31.74 | 35.69 | | |
| 3 Sina, Olivia | 11 | UN\$-WI | 1:07.68 | qWI-S |
| | 31.76 | 35.92 | | |
| 4 Dimitrova, Nicole | 12 | PAC-IL | 1:09.33 | qWI-S |
| | 32.39 | 36.94 | | |
| 5 Czosnyka, Anna | 12 | PAC-IL | 1:10.34 | qWI-S |
| | 33.12 | 37.22 | | |
| 6 Thornton, Megan | 11 | PAC-IL | 1:12.14 | qIL-R |
| | 32.93 | 39.21 | | |
| 7 Szadowski, Brooke | 12 | SAGE-IL | 1:13.46 | qIL-R |
| | 35.19 | 38.27 | | |
| 8 Dickmann, Anna | 11 | WAUN-WI | 1:15.28 | q |
| | 34.84 | 40.44 | | |
| 9 Lynch, Delaney | 12 | GCY-WI | 1:16.84 | q |
| | 36.34 | 40.50 | | |
| 10 Nickel, Nicole | 12 | WAUN-WI | 1:17.41 | q |
| | 35.35 | 42.06 | | |
| 11 Machorro, Deana | 11 | SPS-WI | 1:18.34 | q |
| | 36.03 | 42.31 | | |
| 12 Zimmerman, Audrey | 12 | SAGE-IL | 1:20.95 | q |
| | 37.40 | 43.55 | | |

| | | | |
|-----------------------------|-------|---------|---------|
| 13 Newman, Cate | 12 | YDC-WI | 1:21.55 |
| | 38.33 | 43.22 | |
| 14 Koziel, Emma | 11 | SPS-WI | 1:22.75 |
| | 37.00 | 45.75 | |
| 15 Schneider, Layla | 12 | SPS-WI | 1:24.78 |
| | 39.11 | 45.67 | |
| 16 Cortright, Fallon | 11 | TOSA-WI | 1:27.89 |
| | 41.54 | 46.35 | |
| 17 Mickelson, Jenna | 11 | MM-WI | 1:29.04 |
| | 40.91 | 48.13 | |
| 18 Koziel, Abbie | 12 | SPS-WI | 1:30.27 |
| | 40.83 | 49.44 | |
| 19 Fladhammer, Marly | 12 | MM-WI | 1:35.32 |
| | 41.48 | 53.84 | |
| 20 Borchardt-Wilson, Taylor | 12 | SPS-WI | 1:35.51 |
| | 41.22 | 54.29 | |
| 21 Sheehan, Finnley | 11 | SPS-WI | 1:39.20 |
| | 44.05 | 55.15 | |
| --- Diers, Sophie | 11 | SPS-WI | DQ |
| | 34.42 | 43.94 | |
| --- Grossenbach, Aria | 11 | PAC-IL | NS |

Event 76 Boys 11-12 100 Yard Butterfly

Meet: 55.62 M 11/19/2016 Samuel R Bork
1:06.99 IL-C IL 2020 SC Champ
1:14.99 WI-S tate
1:15.59 IL-R 2020 SC IL Regional

| Name | Age | Team | Finals Time | |
|-----------------------|-------|---------|-------------|------|
| A - Final | | | | |
| 1 Cortright, Julian | 12 | TOSA-WI | 57.34 | IL-C |
| | 26.65 | 30.69 | | |
| 2 Punzel, Jameson | 12 | SCST-WI | 1:04.18 | IL-C |
| | 29.22 | 34.96 | | |
| 3 Bryzelak, Ben | 12 | PAC-IL | 1:06.85 | IL-C |
| | 30.99 | 35.86 | | |
| 4 Rupniewski, Oliver | 11 | SAGE-IL | 1:08.19 | WI-S |
| | 33.41 | 34.78 | | |
| 5 Schmid, Grant | 11 | SPS-WI | 1:12.21 | WI-S |
| | 32.52 | 39.69 | | |
| 6 Clark, Colton | 11 | GXD-WI | 1:14.80 | WI-S |
| | 34.72 | 40.08 | | |
| B - Final | | | | |
| 7 Glosson, Matthew | 12 | SAGE-IL | 1:13.31 | WI-S |
| | 33.20 | 40.11 | | |
| 8 Spredemann, Cameron | 12 | SPS-WI | 1:13.77 | WI-S |
| | 33.40 | 40.37 | | |
| 9 Henninger, Paul | 12 | WAUN-WI | 1:17.18 | 9 |
| | 34.35 | 42.83 | | |
| 10 Arvind, Adesh | 11 | PAC-IL | 1:18.49 | 7 |
| | 36.99 | 41.50 | | |



STAT/WAVE 2019 Winter Classic, Sanction #: WI2019-525A

11/22-24/2019 BMHS Natatorium 25 Yards

Results

B - Final ... (Event 76 Boys 11-12 100 Yard Butterfly)

| Name | Age | Team | Finals Time | |
|-------------------|-------|--------|-------------|---|
| 11 Geier, Brady | 12 | GCY-WI | 1:19.85 | 6 |
| | 35.49 | 44.36 | | |
| 12 Rimrodt, Chase | 12 | SPS-WI | 1:28.39 | 5 |
| | 38.46 | 49.93 | | |

Event 76 Boys 11-12 100 Yard Butterfly

Meet: 55.62 M 11/19/2016 Samuel R Bork

1:06.99 IL-C IL 2020 SC Champ

1:14.99 WI-S tate

1:15.59 IL-R 2020 SC IL Regional

| Name | Age | Team | Prelim Time | |
|-----------------------|-------|---------|-------------|-------|
| Preliminaries | | | | |
| 1 Cortright, Julian | 12 | TOSA-WI | 58.87 | qIL-C |
| | 27.34 | 31.53 | | |
| 2 Punzel, Jameson | 12 | SCST-WI | 1:05.10 | qIL-C |
| | 29.61 | 35.49 | | |
| 3 Bryzelak, Ben | 12 | PAC-IL | 1:07.76 | qWI-S |
| | 32.23 | 35.53 | | |
| 4 Rupniewski, Oliver | 11 | SAGE-IL | 1:09.42 | qWI-S |
| | 32.87 | 36.55 | | |
| 5 Schmid, Grant | 11 | SPS-WI | 1:13.22 | qWI-S |
| | 33.61 | 39.61 | | |
| 6 Clark, Colton | 11 | GYD-WI | 1:14.25 | qWI-S |
| | 34.38 | 39.87 | | |
| 7 Glosson, Matthew | 12 | SAGE-IL | 1:15.34 | qIL-R |
| | 34.37 | 40.97 | | |
| 8 Geier, Brady | 12 | GCY-WI | 1:16.06 | q |
| | 34.56 | 41.50 | | |
| 9 Spredemann, Cameron | 12 | SPS-WI | 1:16.29 | q |
| | 34.98 | 41.31 | | |
| 10 Henninger, Paul | 12 | WAUN-WI | 1:16.48 | q |
| | 34.59 | 41.89 | | |
| 11 Arvind, Adesh | 11 | PAC-IL | 1:19.25 | q |
| | 35.95 | 43.30 | | |
| 12 Rimrodt, Chase | 12 | SPS-WI | 1:26.11 | q |
| | 37.31 | 48.80 | | |
| 13 Allen, Duke | 12 | STAT-WI | 1:31.55 | |
| | 41.85 | 49.70 | | |
| 14 Drozd, Taras | 11 | SPS-WI | 1:36.03 | |
| | 43.19 | 52.84 | | |
| 15 Chamberlain, Will | 12 | SAGE-IL | 1:45.83 | |
| | 45.12 | 1:00.71 | | |
| --- Zimmerman, Simon | 12 | GCY-WI | NS | |
| --- Olaru, David | 11 | PAC-IL | NS | |
| --- Giese, Sam | 12 | YDC-WI | NS | |
| --- Maleck, Nolan | 12 | BASS-WI | NS | |

Event 77 Girls 10 & Under 200 Yard Freestyle Relay
 Meet: 2:07.40 M 11/22/2015 Menomonee Falls Swim Cl
 R Ripke, C Paar, E Heimler, M Sura

2:08.49 IL-C IL 2020 SC Champ

| Team | Relay | Finals Time | |
|------------------------------|---------------------------|---------------------------|------|
| 1 PAC-IL | A | 1:57.70M | IL-C |
| 1) Tomlinson, Stella 10 | 2) Elzey, Aika 10 | | |
| 3) Miecznikowski, Vanessa 10 | 4) Kret, Tamara 10 | 29.67 28.99 31.11 27.93 | |
| 2 GCY-WI | A | 2:10.75 | 34 |
| 1) Parman, Kate 10 | 2) Shunk, Hadleigh 10 | | |
| 3) Ringhand, Kailyn 9 | 4) Paradis, Harper 10 | 33.19 31.85 36.30 29.41 | |
| 3 SPS-WI | A | 2:15.47 | 32 |
| 1) Nicodemus, Elaina 10 | 2) Loess, Michaela 9 | | |
| 3) DeBoer, Erica 10 | 4) Paske, Vivian 10 | 33.43 35.73 35.87 30.44 | |
| 4 SAGE-IL | A | 2:16.29 | 30 |
| 1) Zimmerman, Natalie 10 | 2) Eggebraten, Cecilia 10 | | |
| 3) Nagaj, Olivia 10 | 4) Komarova, Anastasia 8 | 33.17 32.96 34.58 35.58 | |
| 5 PAC-IL | B | 2:20.81 | 28 |
| 1) Seneviratne, Dhanani 10 | 2) Stodola, Elise 9 | | |
| 3) Martuszewski, Emy 9 | 4) Busma, Adora 10 | 33.44 37.41 37.66 32.30 | |
| 6 SAGE-IL | B | 2:22.27 | 26 |
| 1) Relacion, Isabella 10 | 2) Brereton, Eloise 9 | | |
| 3) Wetzal, Eva 9 | 4) Kahn, Brooklyn 9 | 35.28 35.34 36.49 35.16 | |
| 7 GCY-WI | B | 2:24.66 | 24 |
| 1) Tran, Jade 10 | 2) Arnett, Lauryn 10 | | |
| 3) Paradis, Lucy 8 | 4) Sina, Emma 8 | 34.70 37.35 35.66 36.95 | |
| 8 WAUN-WI | A | 2:27.52 | 22 |
| 1) Michaels, Olivia 10 | 2) Lorandos, Addison 9 | | |
| 3) Erlandson, Kaden 10 | 4) Lake, Clara 10 | 31.85 36.92 1:18.75 | |
| 9 WAUN-WI | B | 2:58.05 | 18 |
| 1) Beers, Lilly 9 | 2) Tennent, Stella 10 | | |
| 3) Henninger, Maddy 10 | 4) Williams, Annabel 8 | 43.29 23.05 24.85 1:26.86 | |
| 10 WAUN-WI | C | 2:59.87 | 14 |
| 1) Kessler, Natalie 9 | 2) Casey, Makenzie 10 | | |
| 3) Mitchell, Hadley 9 | 4) Fredrickson, Leona 9 | 45.23 43.57 44.19 46.88 | |
| 11 GCY-WI | C | 3:01.18 | 12 |
| 1) Parman, Ellie 9 | 2) Shunk, Kennedy 8 | | |
| 3) Jordan, Peyton 9 | 4) Jordan, Mabel 9 | 42.37 45.15 46.83 46.83 | |



STAT/WAVE 2019 Winter Classic, Sanction #: WI2019-525A

11/22-24/2019 BMHS Natatorium 25 Yards

Results

(Event 77 Girls 10 & Under 200 Yard Freestyle Relay)

| Team | Relay | Finals Time | |
|-------------------------|-----------------------|-------------|----|
| 12 YDC-WI | A | 3:16.92 | 10 |
| 1) Bystol, Zoey 6 | 2) Bystol, Morgan 8 | | |
| 3) Tattivivat, Kaylin 9 | 4) Olajos, Julianna 8 | | |
| 1:01.69 1:02.58 | 34.45 38.20 | | |
| 13 WAUN-WI | D | 3:18.70 | 8 |
| 1) Kinas, Kaia 9 | 2) Salt, Evelise 8 | | |
| 3) Bartlett, Sabrina 9 | 4) Loring, Liv 10 | | |
| 14 WAUN-WI | E | 3:23.43 | 6 |
| 1) Foree, Claire 9 | 2) Sharpe, Anna 9 | | |
| 3) Patten, Anna 6 | 4) Holschbach, Macy 9 | | |
| 50.25 49.13 | 49.65 54.40 | | |
| 15 SCST-WI | A | 3:23.70 | 4 |
| 1) LaVeen, Chelsea 10 | 2) Eggen, Kaia 10 | | |
| 3) Driscoll, Alivia 8 | 4) Jelinek, Abbie 10 | | |
| 56.82 53.91 | 27.27 1:05.70 | | |
| --- SPS-WI | B | | DQ |
| 1) Ries, Lily 9 | 2) Diers, Hailey 8 | | |
| 3) Ries, Hattie 9 | 4) Grundahl, Sydney 9 | | |
| 36.86 38.66 | 39.77 32.58 | | |

Event 78 Boys 10 & Under 200 Yard Freestyle Relay

Meet: 2:05.30 M 11/18/2018 Sage YMCA Piranhas

O Rupniewski, I Venslauskas, E Meyer, Z Mumper

2:10.59 IL-C IL 2020 SC Champ

| Team | Relay | Finals Time | |
|--------------------------|-----------------------------|-------------|----|
| 1 SAGE-IL | A | 2:27.95 | 40 |
| 1) Venslauskas, Ignas 10 | 2) Kranig, Logan 9 | | |
| 3) McAndrew, Connor 10 | 4) Swietek, Oliver 10 | | |
| 28.55 37.98 | 39.22 42.20 | | |
| 2 WAUN-WI | A | 2:47.38 | 34 |
| 1) Lamont, Sutherland 9 | 2) Rosenkvist, Aksel 10 | | |
| 3) Boldt, Henry 10 | 4) Pokrass, Brady 9 | | |
| 42.48 41.32 | 42.93 40.65 | | |
| 3 YDC-WI | B | 2:47.82 | 32 |
| 1) Bystol, Parker 10 | 2) Anderson, Luke 9 | | |
| 3) Amburn, Nathan 10 | 4) Werner, Dominic 10 | | |
| 37.20 41.45 | 39.87 49.30 | | |
| 4 YDC-WI | C | 3:13.39 | 30 |
| 1) Mead, Emmett 8 | 2) Mead, Linden 10 | | |
| 3) Fitz, Lias 9 | 4) Schulze, Leo 10 | | |
| 52.56 48.73 | 48.09 44.01 | | |
| 5 YDC-WI | A | 3:23.76 | 28 |
| 1) Sharkey, Michael 8 | 2) Butrymowicz, Alexander 6 | | |
| 3) Giese, Charlie 9 | 4) Chikowero, Joseph 7 | | |
| 44.90 1:14.46 | 49.30 35.10 | | |

Event 79 Girls 12 & Under 200 Yard Freestyle Relay

| Team | Relay | Finals Time | |
|----------------------------|-------------------------------|-------------|----|
| 1 PAC-IL | A | 1:50.87 | 40 |
| 1) Cobb, Lydia 11 | 2) Florin, Linnea 11 | | |
| 3) Stodola, Leah 11 | 4) Thornton, Megan 11 | | |
| 27.94 26.82 | 29.01 27.10 | | |
| 2 SAGE-IL | A | 1:51.79 | 34 |
| 1) Fernandez, Andrea 12 | 2) Brereton, Penelope 11 | | |
| 3) Rudsinski, Emely 12 | 4) Fontana, Bella 12 | | |
| 27.21 27.89 | 28.59 28.10 | | |
| 3 SPS-WI | A | 1:54.23 | 32 |
| 1) Schneider, Layla 12 | 2) Gomez, Lilly 12 | | |
| 3) Diers, Sophie 11 | 4) Schmid, Gabby 12 | | |
| 28.58 28.89 | 28.81 27.95 | | |
| 4 PAC-IL | B | 1:55.20 | 30 |
| 1) Martuszewski, Amanda 11 | 2) Czosnyka, Anna 12 | | |
| 3) Czosnyka, Alicia 11 | 4) Dimitrova, Nicole 12 | | |
| 28.46 28.18 | 29.20 29.36 | | |
| 5 WAUN-WI | A | 1:55.91 | 28 |
| 1) Grindle, Megan 12 | 2) Dickmann, Anna 11 | | |
| 3) Lenzendorf, Ellie 11 | 4) Franks, Alyssa 12 | | |
| 28.80 29.35 | 30.25 27.51 | | |
| 6 GCY-WI | A | 1:56.07 | 26 |
| 1) Paradis, Mazie 12 | 2) Chapman, Megan 11 | | |
| 3) Lynch, Delaney 12 | 4) Pinnow, Lauren 11 | | |
| 26.20 28.59 | 30.97 30.31 | | |
| 7 SPS-WI | B | 2:04.50 | 24 |
| 1) Sheehan, Finnley 11 | 2) Sullivan, Rory 11 | | |
| 3) Danielson, Jada 12 | 4) Kapets, Jayna 12 | | |
| 31.28 32.24 | 29.94 31.04 | | |
| 8 SAGE-IL | B | 2:07.42 | 22 |
| 1) Szadowski, Brooke 12 | 2) Zimmerman, Audrey 12 | | |
| 3) Hillyer, Sarah 11 | 4) Tomaszewski, Kaitlyn 11 | | |
| 30.56 31.85 | 33.28 31.73 | | |
| 9 SPS-WI | C | 2:10.72 | 18 |
| 1) Machorro, Deana 11 | 2) Borchardt-Wilson, Taylor 1 | | |
| 3) Koziel, Abbie 12 | 4) Koziel, Emma 11 | | |
| 31.43 36.21 | 1:03.08 | | |
| 10 GYD-WI | A | 2:14.95 | 14 |
| 1) Strebe, Makenna 12 | 2) Wiechert, Olivia 11 | | |
| 3) Palmer, Mia 10 | 4) Reed, Emma 12 | | |
| 33.67 33.24 | 35.74 32.30 | | |
| 11 YDC-WI | B | 2:17.78 | 12 |
| 1) Anderson, Alice 11 | 2) Arad, Nitzan 11 | | |
| 3) Moore, Sidney 11 | 4) Schram, Madeline 12 | | |
| 34.85 35.58 | 34.69 32.66 | | |
| 12 SCST-WI | A | 2:17.98 | 10 |
| 1) Murray, Norah 12 | 2) Schumacher, Lydia 11 | | |
| 3) Baumunk, Olivia 11 | 4) Elliott, Raya 10 | | |
| 32.86 36.89 | 36.57 31.66 | | |



STAT/WAVE 2019 Winter Classic, Sanction #: WI2019-525A

11/22-24/2019 BMHS Natatorium 25 Yards

Results

(Event 79 Girls 12 & Under 200 Yard Freestyle Relay)

| Team | Relay | Finals Time | |
|------------------------------|---------------------------|-------------|---|
| 13 WAUN-WI | B | 2:19.87 | 8 |
| 1) Pence, Madalyn 12 | 2) Riddle, Layla 11 | | |
| 3) Mayer, Zoe 11 | 4) Salt, Sonja 11 | | |
| 33.27 39.99 | 32.79 33.82 | | |
| 14 TOSA-WI | A | 2:19.97 | 6 |
| 1) Danekas, Adriana 12 | 2) Putnam, Eliana 11 | | |
| 3) Shada, Hayley 10 | 4) Cortright, Fallon 11 | | |
| 36.39 35.57 | 34.06 33.95 | | |
| 15 STAT-WI | A | 2:21.79 | 4 |
| 1) Harms, Jenna 12 | 2) Engelhardt, Madisyn 12 | | |
| 3) Olson, Emma 9 | 4) Stovall, Eve 10 | | |
| 34.09 33.93 | 41.76 32.01 | | |
| 16 GCY-WI | B | 2:24.50 | 2 |
| 1) Piper, Maggie 11 | 2) Schmidt, Kira 11 | | |
| 3) Faber, Piper 11 | 4) Arnett, Camryn 12 | | |
| 34.02 35.64 | 35.58 39.26 | | |
| 17 BTDE-WI | A | 2:26.18 | |
| 1) Forberg, Kaelen 12 | 2) Thompson, Grace 11 | | |
| 3) Heynen, Ariana 8 | 4) Fleming, Aalayjah 10 | | |
| 39.08 28.75 | 45.59 32.76 | | |
| 18 MM-WI | A | 2:29.26 | |
| 1) Mickelson, Jenna 11 | 2) Breitbach, Morgan 9 | | |
| 3) Donday-Selenske, Lauren 1 | 4) Fladhammer, Marly 12 | | |
| 33.89 45.00 | 44.38 25.99 | | |
| 19 YDC-WI | A | 2:31.48 | |
| 1) Verhelst, Maya 10 | 2) Sloan, Audrey 10 | | |
| 3) Butrymowicz, Ada 9 | 4) Wagner, Kira 10 | | |
| 41.51 40.89 | 33.91 35.17 | | |

Event 80 Boys 12 & Under 200 Yard Freestyle Relay

| Team | Relay | Finals Time | |
|-----------------------------|---------------------------|-------------|----|
| 1 PAC-IL | A | 1:46.65 | 40 |
| 1) Chou, Kyle 12 | 2) Bryzelak, Ben 12 | | |
| 3) Wang, Joshua 11 | 4) Rahimzadeh, Sam 11 | | |
| 25.37 27.51 | 28.18 25.59 | | |
| 2 SAGE-IL | A | 1:53.18 | 34 |
| 1) Venslauskas, Kasparas 12 | 2) Rupniewski, Oliver 11 | | |
| 3) Kranig, Jace 12 | 4) Glosson, Matthew 12 | | |
| 27.87 28.14 | 28.30 28.87 | | |
| 3 SPS-WI | A | 2:00.28 | 32 |
| 1) Rimrodt, Chase 12 | 2) Ries, Jack 12 | | |
| 3) Schmid, Grant 11 | 4) Spredemann, Cameron 12 | | |
| 29.98 31.24 | 29.07 29.99 | | |
| 4 GCY-WI | A | 2:01.66 | 30 |
| 1) Houston, Padraic 12 | 2) Ringhand, Logan 12 | | |
| 3) Josephs, Nathan 9 | 4) Geier, Brady 12 | | |
| 28.58 30.27 | 33.79 29.02 | | |

| | | | |
|------------------------|-------------------------|---------|----|
| 5 WAUN-WI | A | 2:04.16 | 28 |
| 1) Haselow, Grant 12 | 2) Henninger, Paul 12 | | |
| 3) Richardson, Max 11 | 4) Busse, Connor 12 | | |
| 31.13 31.08 | 32.81 29.14 | | |
| 6 SPS-WI | B | 2:11.42 | 26 |
| 1) Hessling, Holden 10 | 2) Drozd, Taras 11 | | |
| 3) LaBeau, Gavin 12 | 4) Lopez, Asher 9 | | |
| 33.65 37.61 | 22.51 37.65 | | |
| 7 SCST-WI | A | 2:13.81 | 24 |
| 1) Barajas, Gabriel 12 | 2) Miller, Brady 10 | | |
| 3) Van Berkum, Jack 11 | 4) Punzel, Jameson 12 | | |
| 35.64 38.58 | 32.58 27.01 | | |
| 8 YDC-WI | A | 2:14.59 | 22 |
| 1) Giese, Sam 12 | 2) Olajos, John 11 | | |
| 3) Sharkey, Aidan 11 | 4) Letang, Andrew 12 | | |
| 29.96 33.82 | 40.16 30.65 | | |
| 9 SAGE-IL | B | 2:17.54 | 18 |
| 1) Blum, Dawson 12 | 2) Chamberlain, Will 12 | | |
| 3) Edwards, Charlie 11 | 4) Yonamine, Lincoln 11 | | |
| 32.19 34.46 | 34.33 36.56 | | |
| 10 STAT-WI | A | 2:27.41 | 14 |
| 1) Allen, Duke 12 | 2) Bryer, Hunter 10 | | |
| 3) Shields, Ryan 9 | 4) Shields, Bo 11 | | |
| 35.70 38.84 | 40.81 32.06 | | |
| --- PAC-IL | B | | DQ |
| 1) Cardone, Anthony 11 | 2) Para, Varun 11 | | |
| 3) Arvind, Adesh 11 | 4) Olaru, David 11 | | |
| 33.06 30.51 | 31.04 28.28 | | |
| --- MM-WI | A | | NS |
| 1) Benson, Connor 11 | 2) Holmes, Jayden 11 | | |
| 3) Woletz, Keaton 11 | 4) Bartels, Grant 11 | | |

Event 116 Boys 13 & Over 50 Yard Freestyle Swim-off

| Name | Age | Team | Finals Time |
|-------------------|-----|---------|-------------|
| - Swim-off | | | |
| 1 Cebula, Kacper | 16 | SAGE-IL | 26.12 |
| 2 Seeger, Cole | 18 | SAGE-IL | 26.13 |

Combined Team Scores

| Combined Team Scores - Through Event 116 | |
|--|--------|
| 1. Sage YMCA Piranhas | 4105 |
| 2. Patriot Aquatic Club | 3203 |
| 3. Waunakee Wave | 2380.5 |
| 4. Sun Prairie Storm | 2112 |
| 5. Green County YMCA Gators | 1209 |
| 6. The Stateline Aquatic Team | 946 |
| 7. YMCA of Dane County Swim Team | 498 |
| 8. South Central Swim Team | 443 |
| 9. Beloit Tide Swim Team | 237 |
| 10. Lake Geneva YMCA Ducks Swim Te | 222 |



STAT/WAVE 2019 Winter Classic, Sanction #: WI2019-525A

11/22-24/2019 BMHS Natatorium 25 Yards

Results

(Combined Team Scores)

| | |
|------------------------------------|-------|
| 11. Tosa Swordfish | 218 |
| 12. Milton Marlins | 157.5 |
| 13. UnAtt - Green County YMCA Gato | 117 |
| 14. Un-Pac | 80 |
| 15. Beaver Dam Area Swimming Seals | 4 |

Scores - Women

Women - Team Rankings - Through Event 116

| | |
|------------------------------------|------|
| 1. Waunakee Wave | 1650 |
| 2. Patriot Aquatic Club | 1647 |
| 3. Sage YMCA Piranhas | 1433 |
| 4. Sun Prairie Storm | 1406 |
| 5. Green County YMCA Gators | 922 |
| 6. The Stateline Aquatic Team | 367 |
| 7. YMCA of Dane County Swim Team | 199 |
| 8. South Central Swim Team | 198 |
| 9. Beloit Tide Swim Team | 140 |
| 10. UnAtt - Green County YMCA Gato | 117 |
| 11. Lake Geneva YMCA Ducks Swim Te | 95 |
| 12. Un-Pac | 80 |
| 13. Milton Marlins | 61 |
| 14. Tosa Swordfish | 58 |

Scores - Men

Men - Team Rankings - Through Event 116

| | |
|------------------------------------|-------|
| 1. Sage YMCA Piranhas | 2672 |
| 2. Patriot Aquatic Club | 1556 |
| 3. Waunakee Wave | 730.5 |
| 4. Sun Prairie Storm | 706 |
| 5. The Stateline Aquatic Team | 579 |
| 6. YMCA of Dane County Swim Team | 299 |
| 7. Green County YMCA Gators | 287 |
| 8. South Central Swim Team | 245 |
| 9. Tosa Swordfish | 160 |
| 10. Lake Geneva YMCA Ducks Swim Te | 127 |
| 11. Beloit Tide Swim Team | 97 |
| 12. Milton Marlins | 96.5 |
| 13. Beaver Dam Area Swimming Seals | 4 |

