

Level 8 2 Days AA

Meet Results - Multi





Jun 28-30, 2018

Page: 1
Printed: 7/24/2018 10:35:54 PM

Women / 8 / Jr.

Session: S1B

Judge's Signatures





| Rank | Num | Name/Gym | |  |  |  |  | AA |
|------|------|--------------------------------------|-------------------|---|--|---|---|------------------|
| 1 | 8086 | Richella Velarmino Lakewood-Grace | Prelims Finals | 9.150 8.325 | 9.500 9.375 | 9.450 9.525 | 9.300 9.425 | 37.400 36.650 |
| | | | | Combined Total: | | | | 74.050 |
| 2 | 8007 | Mackenzie Ryan Cameron | Prelims Finals | 9.425 9.250 | 9.400 9.225 | 8.925 8.900 | 9.400 9.250 | 37.150 36.625 |
| | | | | Combined Total: | | | | 73.775 |
| 3 | 8021 | Sofia Destefano Darien | Prelims Finals | 9.125 9.100 | 9.250 9.150 | 9.350 9.175 | 8.850 9.275 | 36.575 36.700 |
| | | | | Combined Total: | | | | 73.275 |
| 4 | 8141 | Makena Roberts Rancho Family | Prelims Finals | 9.250 8.875 | 9.325 8.950 | 9.150 8.750 | 9.375 9.375 | 37.100 35.950 |
| | | | | Combined Total: | | | | 73.050 |
| 5 | 8152 | Sophia Rodriguez South Bay | Prelims Finals | 9.275 8.525 | 9.600 9.025 | 9.050 8.475 | 9.600 9.300 | 37.525 35.325 |
| | | | | Combined Total: | | | | 72.850 |
| 6 | 8033 | Sanaa Johnson Edwardsville | Prelims Finals | 8.600 8.650 | 9.150 9.000 | 9.400 9.150 | 9.400 9.350 | 36.550 36.150 |
| | | | | Combined Total: | | | | 72.700 |
| 7 | 8022 | Anna Moss Darien | Prelims Finals | 8.450 8.800 | 9.300 9.075 | 9.300 9.300 | 9.225 9.200 | 36.275 36.375 |
| | | | | Combined Total: | | | | 72.650 |
| 8 | 8051 | Hannah Chen Gtr. Toledo | Prelims Finals | 8.700 8.775 | 8.825 8.550 | 9.650 9.325 | 9.300 9.325 | 36.475 35.975 |
| | | | | Combined Total: | | | | 72.450 |
| 9 | 8019 | Sarah Cross Darien | Prelims Finals | 8.900 8.325 | 9.200 9.000 | 9.350 9.100 | 9.225 9.200 | 36.675 35.625 |
| | | | | Combined Total: | | | | 72.300 |
| 10 | 8082 | Addison Day-Esson Lakewood-Grace | Prelims Finals | 8.150 8.550 | 9.300 9.300 | 9.400 9.000 | 9.300 9.125 | 36.150 35.975 |
| | | | | Combined Total: | | | | 72.125 |
| 11 | 8056 | Emily Liskai Gtr. Toledo | Prelims Finals | 9.525 8.850 | 8.525 8.350 | 9.375 9.050 | 9.100 9.225 | 36.525 35.475 |
| | | | | Combined Total: | | | | 72.000 |
| 12 | 8017 | Nadia Borja Darien | Prelims Finals | 8.750 8.900 | 8.350 9.200 | 9.450 9.050 | 8.975 9.300 | 35.525 36.450 |
| | | | | Combined Total: | | | | 71.975 |
| 13 | 8113 | Jordan Allen Marblehead | Prelims Finals | 8.900 8.800 | 9.325 9.025 | 9.175 8.925 | 8.500 9.300 | 35.900 36.050 |
| | | | | Combined Total: | | | | 71.950 |
| 14 | 8077 | Kamryn McNally Lacrosse | Prelims Finals | 9.450 9.300 | 8.300 8.625 | 9.125 8.575 | 9.250 9.200 | 36.125 35.700 |
| | | | | Combined Total: | | | | 71.825 |

Level 8 2 Days AA

Meet Results - Multi

Jun 28-30, 2018

Women / 8 / Jr.
Session: S1B

| Rank | Num | Name/Gym | |  |  |  |  | AA |
|------|------|--|---------|---|--|---|---|---------------|
| 15 | 8053 | Grace Helton Gtr. Toledo | Prelims | 9.150 | 8.200 | 9.700 | 9.475 | 36.525 |
| | | | Finals | 8.775 | 8.425 | 8.525 | 9.425 | 35.150 |
| | | | | Combined Total: | | | | 71.675 |
| 16 | 8122 | Maeve McIlroy Metro North | Prelims | 9.250 | 8.675 | 9.050 | 9.200 | 36.175 |
| | | | Finals | 8.875 | 8.725 | 8.575 | 9.250 | 35.425 |
| | | | | Combined Total: | | | | 71.600 |
| 17 | 8080 | Kailiyana Bigayan Lakewood-Grace | Prelims | 8.550 | 9.125 | 8.300 | 9.325 | 35.300 |
| | | | Finals | 8.475 | 9.150 | 9.200 | 9.425 | 36.250 |
| | | | | Combined Total: | | | | 71.550 |
| 18 | 8028 | Ari Burns Defiance | Prelims | 9.050 | 8.000 | 9.250 | 9.375 | 35.675 |
| | | | Finals | 8.675 | 8.175 | 9.400 | 9.350 | 35.600 |
| | | | | Combined Total: | | | | 71.275 |
| 19 | 8071 | Elena Singer-Freeman James J Harris | Prelims | 8.700 | 8.200 | 9.175 | 9.100 | 35.175 |
| | | | Finals | 8.950 | 8.900 | 9.100 | 9.050 | 36.000 |
| | | | | Combined Total: | | | | 71.175 |
| 20 | 8024 | Leilani Nguyen Darien | Prelims | 8.600 | 8.950 | 9.125 | 9.125 | 35.800 |
| | | | Finals | 8.625 | 8.925 | 8.825 | 8.875 | 35.250 |
| | | | | Combined Total: | | | | 71.050 |
| 21 | 8166 | Jordan Wright Wooster | Prelims | 9.350 | 9.025 | 8.350 | 9.325 | 36.050 |
| | | | Finals | 8.650 | 8.650 | 8.175 | 9.475 | 34.950 |
| | | | | Combined Total: | | | | 71.000 |
| 22 | 8139 | Samantha McAllister Rancho Family | Prelims | 8.400 | 9.225 | 9.275 | 8.875 | 35.775 |
| | | | Finals | 8.700 | 8.475 | 9.025 | 9.000 | 35.200 |
| | | | | Combined Total: | | | | 70.975 |
| 23 | 8085 | Hannah Lorenz Lakewood-Grace | Prelims | 8.200 | 9.100 | 9.350 | 8.525 | 35.175 |
| | | | Finals | 8.250 | 8.850 | 9.075 | 9.300 | 35.475 |
| | | | | Combined Total: | | | | 70.650 |
| 24 | 8054 | Grace Leonard Gtr. Toledo | Prelims | 8.400 | 8.525 | 9.225 | 9.175 | 35.325 |
| | | | Finals | 8.100 | 8.175 | 9.050 | 9.400 | 34.725 |
| | | | | Combined Total: | | | | 70.050 |
| 25 | 8084 | Fatima Hernandez Lakewood-Grace | Prelims | 8.450 | 9.125 | 8.550 | 9.000 | 35.125 |
| | | | Finals | 8.200 | 8.850 | 8.300 | 9.100 | 34.450 |
| | | | | Combined Total: | | | | 69.575 |

Level 8 2 Days AA





Meet Results - Multi

Jun 28-30, 2018

Page: 1
Printed: 7/24/2018 10:35:55 PM

Women / 8 / Sr.
Session: S1B

Judge's Signatures





| Rank | Num | Name/Gym | |  |  |  |  | AA |
|------|------|------------------------------------|-------------------|---|--|---|---|------------------|
| 1 | 8004 | Elise Haukenes Arlington Angels | Prelims Finals | 9.500 9.250 | 9.400 9.225 | 9.250 9.175 | 9.650 9.500 | 37.800 37.150 |
| | | | | Combined Total: | | | | 74.950 |
| 2 | 8058 | Emily Mitchell Gtr. Toledo | Prelims Finals | 9.425 9.100 | 8.050 8.250 | 9.000 9.000 | 9.275 9.200 | 35.750 35.550 |
| | | | | Combined Total: | | | | 71.300 |
| 3 | 8012 | Abby Kenniv Countryside | Prelims Finals | 8.750 8.400 | 9.150 8.450 | 8.600 9.250 | 9.300 9.100 | 35.800 35.200 |
| | | | | Combined Total: | | | | 71.000 |
| 4 | 8057 | Shelby McDaniel Gtr. Toledo | Prelims Finals | 9.000 8.200 | 9.100 8.650 | 8.950 8.700 | 9.300 8.650 | 36.350 34.200 |
| | | | | Combined Total: | | | | 70.550 |
| 5 | 8111 | Alexandra Xikes Madison | Prelims Finals | 9.125 8.500 | 8.425 8.200 | 9.275 9.200 | 9.200 8.575 | 36.025 34.475 |
| | | | | Combined Total: | | | | 70.500 |
| 6 | 8064 | Molly Mook Hatboro | Prelims Finals | 9.000 8.550 | 8.300 8.200 | 8.925 8.875 | 9.300 9.325 | 35.525 34.950 |
| | | | | Combined Total: | | | | 70.475 |
| 7 | 8127 | Caley Barnett North Canton | Prelims Finals | 8.500 8.400 | 8.350 8.500 | 9.200 9.075 | 9.000 9.300 | 35.050 35.275 |
| | | | | Combined Total: | | | | 70.325 |
| 8 | 8006 | Jaime Massaro Cameron | Prelims Finals | 9.100 8.750 | 8.700 8.000 | 8.925 8.750 | 8.975 9.000 | 35.700 34.500 |
| | | | | Combined Total: | | | | 70.200 |
| 9 | 8104 | Amanda McPeek Madison | Prelims Finals | 8.500 8.250 | 8.700 8.600 | 8.900 9.000 | 9.125 9.100 | 35.225 34.950 |
| | | | | Combined Total: | | | | 70.175 |
| 10 | 8154 | Anita Washburn South Bay | Prelims Finals | 8.250 8.200 | 8.925 8.875 | 9.175 8.375 | 9.075 9.125 | 35.425 34.575 |
| | | | | Combined Total: | | | | 70.000 |
| 11 | 8110 | Jessica Varca Madison | Prelims Finals | 9.175 8.750 | 8.300 8.275 | 8.950 8.300 | 9.175 9.025 | 35.600 34.350 |
| | | | | Combined Total: | | | | 69.950 |
| 12 | 8055 | Bailey Lewicz Gtr. Toledo | Prelims Finals | 8.325 8.700 | 8.775 8.400 | 8.550 8.625 | 9.250 9.225 | 34.900 34.950 |
| | | | | Combined Total: | | | | 69.850 |
| 13 | 8130 | Taylor Peterson North Canton | Prelims Finals | 8.575 8.100 | 8.675 8.000 | 9.000 8.575 | 9.150 9.200 | 35.400 33.875 |
| | | | | Combined Total: | | | | 69.275 |
| 14 | 8029 | Malika Haver Defiance | Prelims Finals | 8.300 7.900 | 8.875 8.925 | 8.325 8.400 | 9.200 9.300 | 34.700 34.525 |
| | | | | Combined Total: | | | | 69.225 |

Level 8 2 Days AA

Meet Results - Multi

Jun 28-30, 2018

Women / 8 / Sr.
Session: S1B

| Rank | Num | Name/Gym | |  |  |  |  | AA |
|------|------|---------------------------------|---------|---|--|---|---|---------------|
| 15 | 8088 | Abbey Krile Lancaster | Prelims | 8.400 | 8.300 | 9.150 | 9.250 | 35.100 |
| | | | Finals | 8.100 | 8.250 | 8.400 | 9.200 | 33.950 |
| | | | | Combined Total: | | | | 69.050 |
| 16 | 8089 | Megan Romans Lancaster | Prelims | 8.400 | 8.250 | 9.175 | 8.700 | 34.525 |
| | | | Finals | 8.125 | 8.225 | 8.600 | 9.325 | 34.275 |
| | | | | Combined Total: | | | | 68.800 |
| 17 | 8067 | Chloe Vesper Hatboro | Prelims | 8.925 | 8.375 | 8.700 | 9.375 | 35.375 |
| | | | Finals | 7.950 | 8.125 | 8.025 | 9.250 | 33.350 |
| | | | | Combined Total: | | | | 68.725 |
| 18 | 8126 | Romy Anderson North Canton | Prelims | 8.300 | 8.900 | 9.100 | 8.950 | 35.250 |
| | | | Finals | 8.100 | 8.000 | 8.175 | 8.950 | 33.225 |
| | | | | Combined Total: | | | | 68.475 |
| 19 | 8158 | Mary Calvert Union County | Prelims | 8.650 | 8.225 | 8.325 | 9.050 | 34.250 |
| | | | Finals | 8.350 | 7.650 | 8.800 | 9.225 | 34.025 |
| | | | | Combined Total: | | | | 68.275 |
| 20 | 8106 | Meghan Peebles Madison | Prelims | 8.450 | 8.100 | 8.875 | 8.875 | 34.300 |
| | | | Finals | 8.200 | 8.000 | 8.725 | 9.000 | 33.925 |
| | | | | Combined Total: | | | | 68.225 |
| 21T | 8062 | Johanna Westrin Gtr. Toledo | Prelims | 8.825 | 7.700 | 8.575 | 9.350 | 34.450 |
| | | | Finals | 8.100 | 7.750 | 8.175 | 9.350 | 33.375 |
| | | | | Combined Total: | | | | 67.825 |
| 21T | 8140 | Kristina McKee Rancho Family | Prelims | 8.550 | 7.625 | 9.050 | 9.000 | 34.225 |
| | | | Finals | 8.100 | 7.650 | 8.850 | 9.000 | 33.600 |
| | | | | Combined Total: | | | | 67.825 |
| 23 | 8046 | Madison Cole Greensburg | Prelims | 8.625 | 8.100 | 8.550 | 9.150 | 34.425 |
| | | | Finals | 8.150 | 7.250 | 8.450 | 9.000 | 32.850 |
| | | | | Combined Total: | | | | 67.275 |
| 24 | 8031 | Tianna Meyer Defiance | Prelims | 8.500 | 7.800 | 9.200 | 8.825 | 34.325 |
| | | | Finals | 8.250 | 7.700 | 8.300 | 8.525 | 32.775 |
| | | | | Combined Total: | | | | 67.100 |
| 25 | 8114 | Kate Ehrenberg Marblehead | Prelims | 8.350 | 7.950 | 8.925 | 9.275 | 34.500 |
| | | | Finals | 8.300 | 6.250 | 8.625 | 9.300 | 32.475 |
| | | | | Combined Total: | | | | 66.975 |